



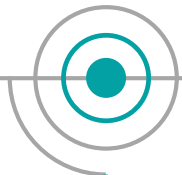
**Government of India**  
**Ministry of Social Justice and Empowerment**  
**Department of Social Justice and Empowerment**

## **Presentation on PMAGY for District Level Officers**

**27 February, 2019**  
**Venue: DAIC, 15 Janpath, New Delhi**

# About the Department – History

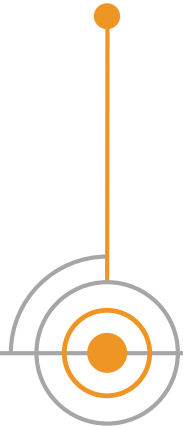
1947



Welfare Division  
under Home  
Ministry

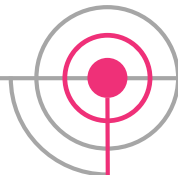
May, 1998

Ministry of Social Justice &  
Empowerment was set up



1998

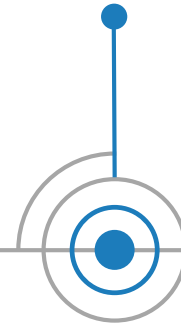
1999



October 1999  
Tribal Development Division  
moved out to form a separate  
Ministry of Tribal Affairs

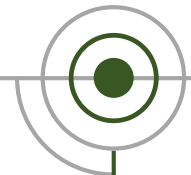
January, 2007

Minorities Division along with Wakf  
Unit moved out and formed MTA and  
the Child Development Division  
became part of the MWCD



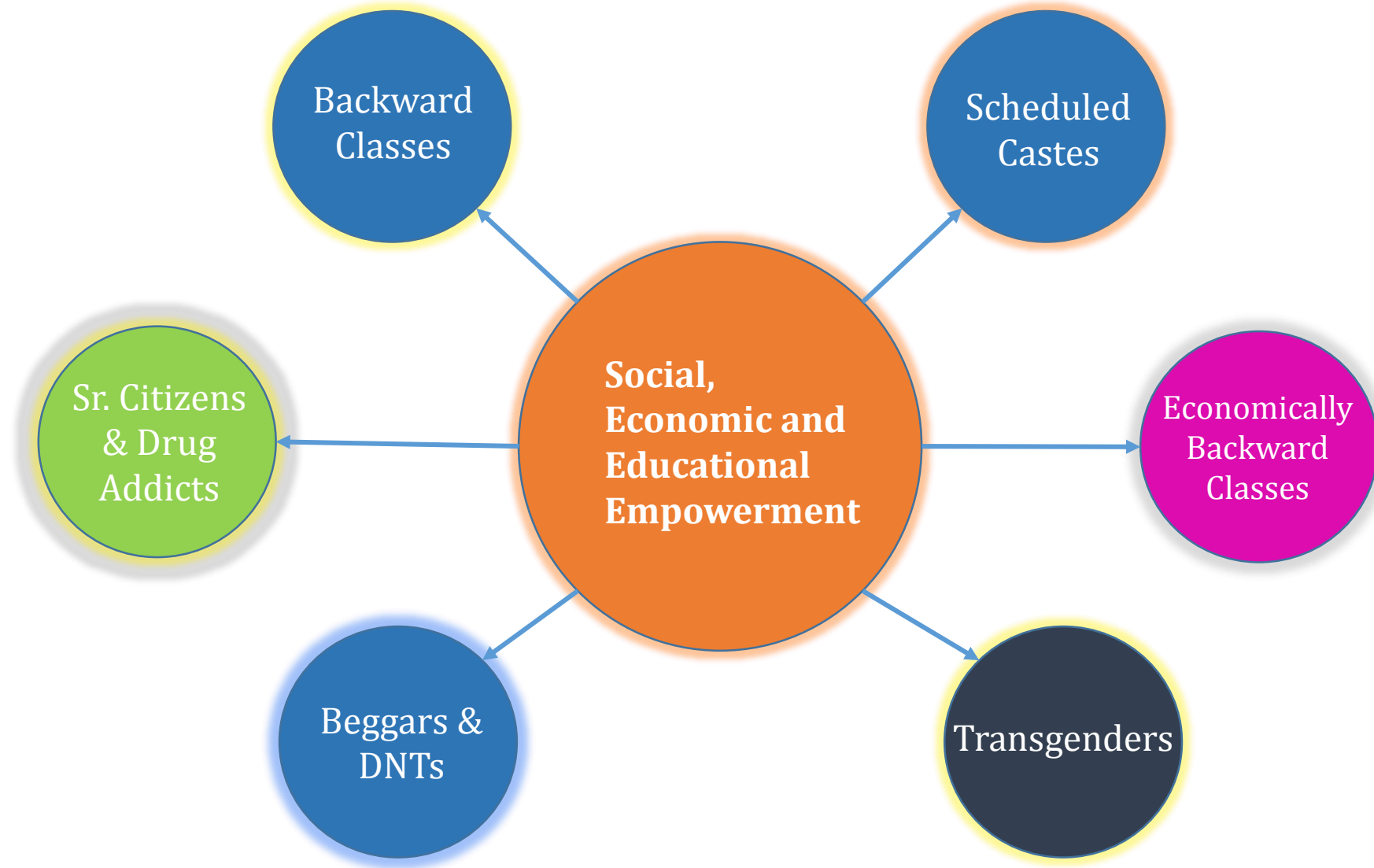
2007

2012



12<sup>th</sup> May, 2012  
Two departments  
created under the MSJE  
viz. DoSJE and DEPWD

# ABOUT THE DEPARTMENT – MANDATE



# About the Department - Structure

## Divisions

- **Scheduled Castes Development Division**
- **Backward Classes Development Division**
- **Social Defense Division**
- **Plan Division**

## Commissions

- **National Commission for Scheduled Castes - as per provisions of Article 338 of the Constitution**
- **National Commission for Backward Classes- as per article 338B of the Constitution**
- **National Commission for Safai Karamcharis**

## CPSUs

- **National Scheduled Castes Finance & Development Corporation**
- **National Backward Classes Finance & Development Corporation**
- **National Safai Karamcharis Finance & Development Corporation**

# MAJOR SCHEMES FOR SCs

## Educational Empowerment

- Post Matric Scholarship Scheme (Since 1944)
- Pre Matric Scholarship Scheme (since 2012-13)
- National Fellowship for Higher Education (2005-06)

## Economic Empowerment

- SCA to SCSP
- Venture Capital Fund
- NSFDC & NSKFDC

## Social Empowerment

- Pradhan Mantri Adarsh Gram Yojana
- Scheme for implementation of PCR and PoA Acts

# Major Schemes for OBCs & other vulnerable Groups

## Educational Empowerment

- Post Matric Scholarship Scheme
- Pre Matric Scholarship Scheme

## Economic Empowerment

- Venture Capital Fund for OBCs
- NBCFDC

## Care for the Old

- Integrated Program for Older Persons (IPOP)

## Alcoholism and Substance (Drug) Abuse

- Scheme for prevention of Alcoholism and Substance (Drug) Abuse

# Budget position of the Department

Amount in Rs. Crore



2014-15

BE 6467  
RE 5911.78  
Exp. 5698.52



2016-17

BE 6633.06  
RE 6837.96  
Exp. 6686.94



2018-19

BE 6165  
RE 5400  
Exp. 5349.22



2015-16

BE 6500  
RE 6501.33  
Exp. 6469.57



2017-18

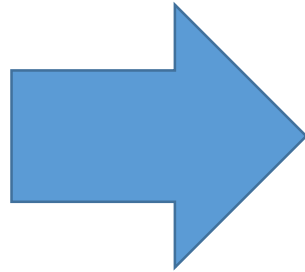
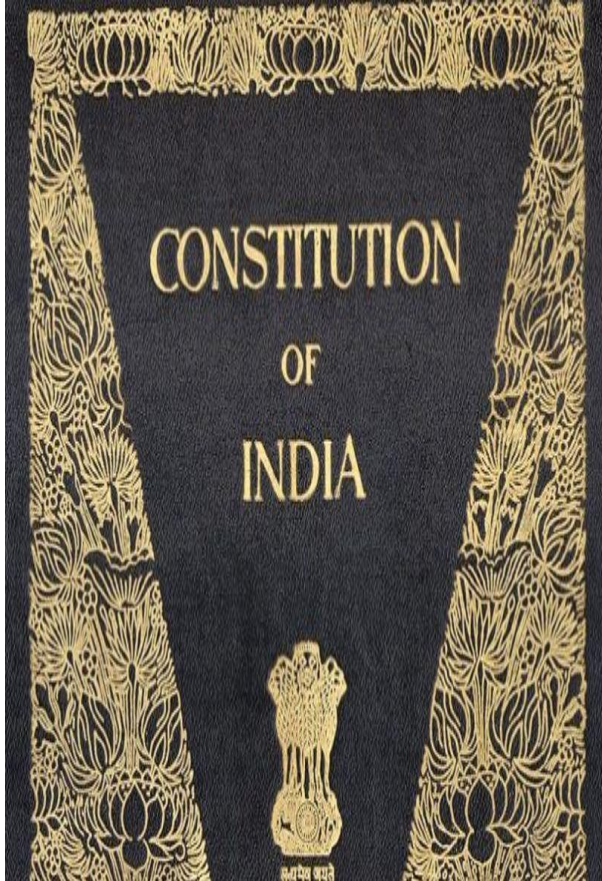
BE 7750.00  
RE 9963.25  
Exp. -

# PRADHAN MANTRI ADARSH GRAM YOJANA (PMAGY)





# PMAGY – BACKGROUND



Special provisions are enshrined in the Constitution for advancement of interests of the weaker sections

Article 46 of Part IV ("Directive Principles of State Policy") enjoins upon the State to promote with special care the educational and economic interests of the weaker sections of the people, in particular, of the Scheduled Castes and the Scheduled Tribes

Article 38 (2) in the same Part also enjoins upon the State to minimize inequities in income, and to endeavour to eliminate inequalities in status, facilities and opportunities, not only amongst individuals but *also amongst groups of people residing in different areas* or engaged in different vocations

# PMAGY – BACKGROUND contd..



Scheduled Castes (SCs) Population is 16.6% of the country's population (2011 Census)

Over the period of time SCs have suffered social, educational disabilities and economic deprivation

Initiatives taken for development of SCs have yielded positive outcomes and have narrowed the gap between the SCs and the rest of the population

Most welfare Schemes for SCs focus mainly on individual beneficiaries rather than on the integrated development of SC habitations

To enable an area based development approach, a new scheme called the Pradhan Mantri Adarsh Gram Yojana (PMAGY) was launched on a Pilot basis during 2009-10

# PMAGY – BACKGROUND contd..

## Pilot Phase

- Started during 2008-09
- 1000 villages
- Rs. 201 crore
- 819 villages declared as Adarsh Gram

## Phase-I

- Started in March 2015
- 1500 villages
- Rs. 329.35 crore
- 140 villages declared as Adarsh Gram

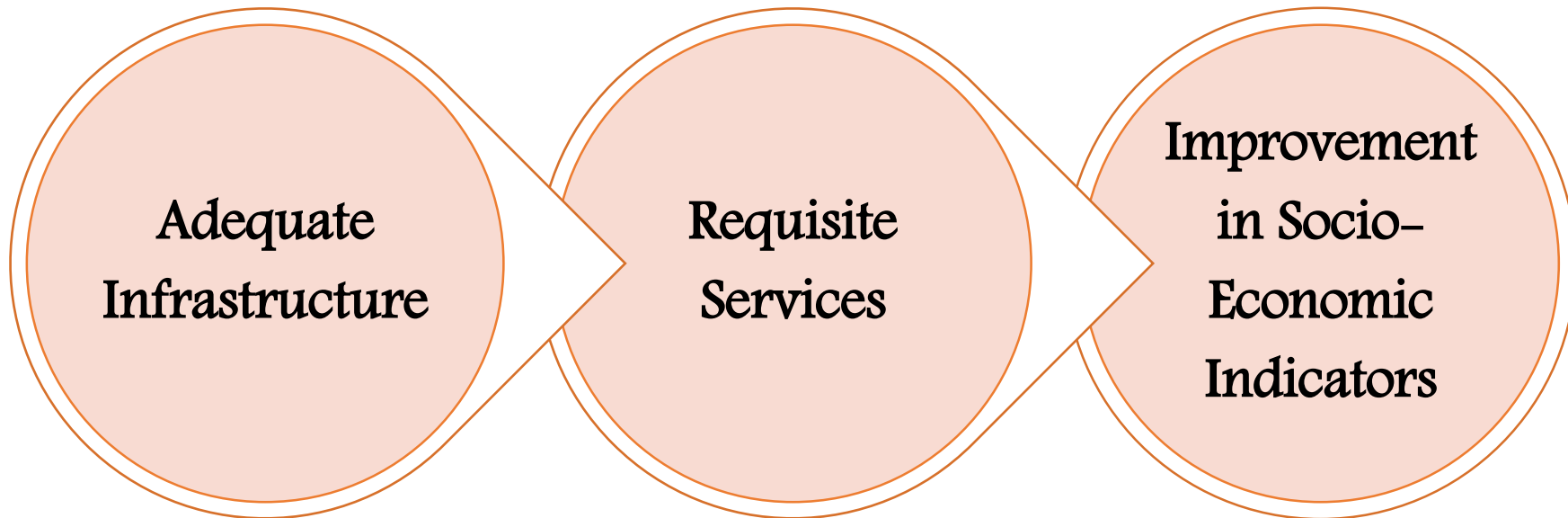
## Phase-II

- Scheme revised in October, 2018
- Brings focus on selected development indicators
- Provides framework for need assessment, preparation of Village Development Plans including convergence, administration and monitoring

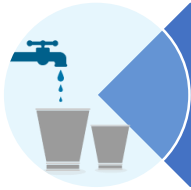
# HIGHLIGHTS OF REVISED GUIDELINES

# OBJECTIVES

To provide in SC majority villages



# DOMAINS OF SOCIO-ECONOMIC INDICATORS (MONITORABLE INDICATORS)



Drinking water & Sanitation



Electricity & Clean Fuel



Education



Agricultural Practices etc.



Health and Nutrition



Financial Inclusion



Social Security



Digitization



Rural Roads & Housing



Livelihood & Skill Development

# APPROACH AND STRATEGY

**Integrated development through implementation of existing schemes of Central and State Governments in a convergent manner**

**Multiple round of funding introduced for villages selected during earlier phases (Phase-I) to enable further improvements**

**Specifically identified developmental requirements of selected villages which cannot be met under any existing scheme of the Central and State Govts, to be undertaken from 'Gap-filling' fund.**

**Expectation of convergence of at least 3 to 4 times of 'Gap-filling' fund from existing Central/State Schemes or with matching grants from State Governments**

**While funds released under PMAGY are to be utilized within the one/two year of the Phase, the Monitorable Indicators will be reviewed for a total of 5 years**

# COMPONENTS OF THE SCHEME

## Convergence

- Convergence between Centre & State Schemes to bridge development deficit vis-à-vis Monitorable Indicators identified through baseline data/Need Assessment

## Gap-filling

(Indicative List)

- Development of Drinking Water and Sanitation Infrastructure
- Setting up of Solid and Liquid waste disposal facilities
- Construction and major Repairs of toilets in Schools and Anganwadis
- Construction of Anganwadis
- Installation of Solar Lights
- Construction of all-weather roads



# SELECTION OF VILLAGES

Targeted Villages

- 46844 SC majority Villages with > 50% persons belonging to Scheduled Castes
- These villages are spread over 570 districts of 25 States & UTs

Phase-II  
(Oct-2018)

- Villages with > 50% persons belonging to Scheduled Castes, and total population  $\geq 500$
- Initially up to 10 such village in descending order of their SC population from each district
- Total 4484 villages (390 of Phase-I)

# FUNDING PATTERN

## New Villages

Rs. 21 Lakh per village

- Rs. 20 lakh for activities under the 'Gap-filling' component
- Rs. 1 Lakh for administrative & other expenses distributed amongst Centre, State, District and Village in ratio of 1:1:1:2

## Phase-I Villages

Rs.10 lakh per village

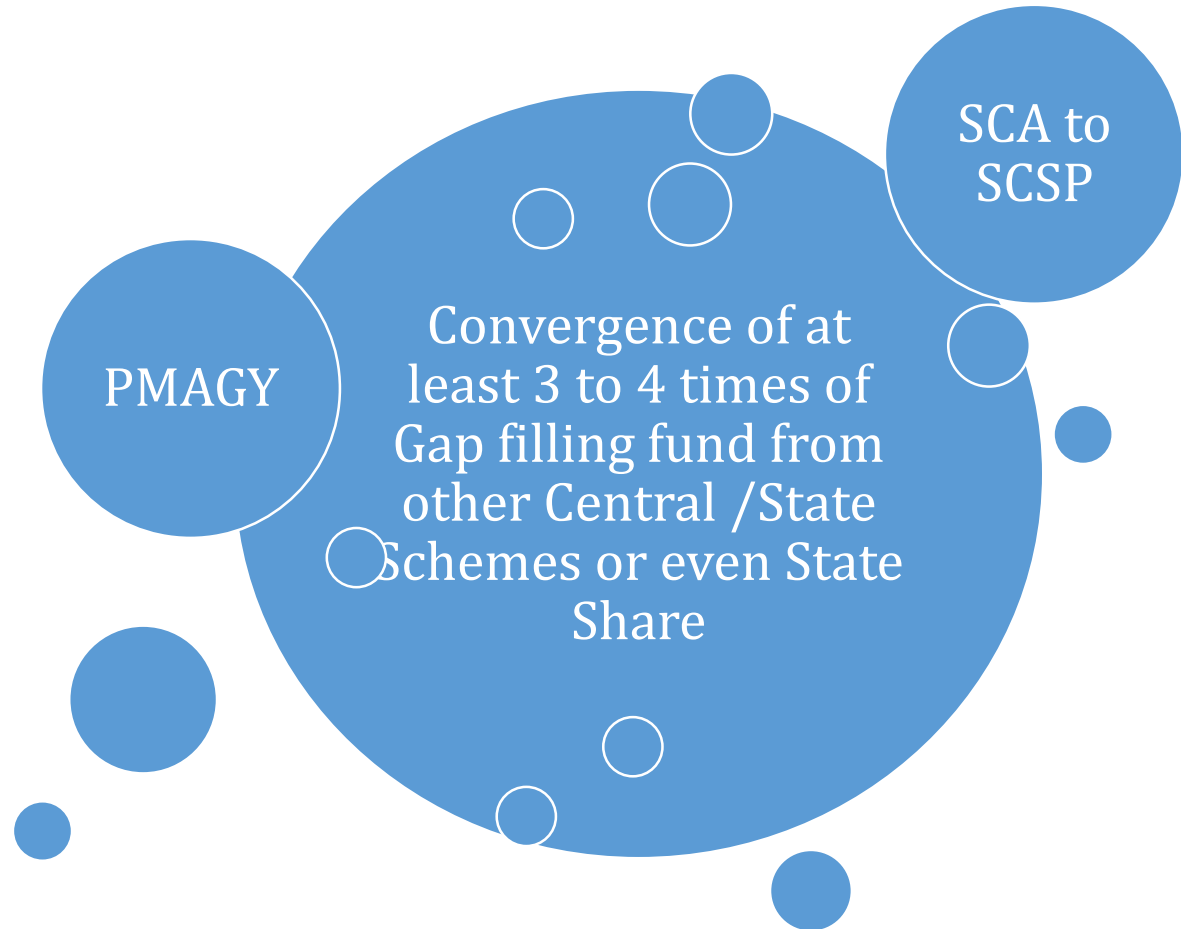
- Rs. 9.50 lakh for activities under the 'Gap-filling' component
- Rs. 0.50 Lakh for administrative & other expenses distributed amongst Centre, State, District and Village in ratio of 1:1:1:2

# FUNDING PATTERN Contd..

## Administrative & other expenses includes :

Technical resource support, training and capacity building, awareness generation, publicity etc. at various levels


Development and maintenance of an MIS for the Scheme at Central level




**Note: For Phase-I villages additional funding through SCA to SCSP only**

# FLOW OF FUNDS

**First installment from GoI:** on selection of villages to enable capacity building, awareness generation, need assessment, preparation of VDP & commencing infrastructure works identified



**State Government** to initially release funds to Districts for capacity building, administrative expenses, awareness generation & initiating non cost activities



'Gap-filling' component to be released by **State Government to Districts** after approval of their VDPs by District PMAGY Convergence Committee



Then **District Administration** will release funds to **Gram Panchayats** and line Departments for execution of works under their VDPs

**Second instalment from GoI: only after reasonable physical & financial progress**

# TECHNICAL RESOURCE SUPPORT

## National level

NIRDPR, Hyderabad



## State & District level

SIRD/ Extension  
Training Centres (ETCs)  
of NIRDPR/any other  
reputed Institutions  
selected by States

## **These Institutions will:**

- ~ Orient State Government officials & key functionaries at District Level
- ~ Prepare training modules
- ~ Train key functionaries involved in planning, implementation & monitoring of Scheme

# TIME LIMIT FOR UTILIZING FUNDS

- 2 years from date of release of funds for new villages
- 1 year for villages under additional round of funding



Convergent implementation will continue for another 3 years to ensure maintenance of basic 'Adarsh Gram' milestones, stabilization and further improvement in Monitorable Indicators

# **MONITORABLE INDICATORS**

# MONITORABLE INDICATORS

Sl.	Domain
<b>1.</b>	<b>Drinking Water and Sanitation</b>
<b>1.1</b>	Whether adequate sustainable drinking water sources to cover the village are available? (Yes/No)
<b>1.2</b>	% of Households provided with clean drinking water
<b>1.3</b>	% of Households having Individual Household Latrines (IHHLs)
<b>1.4</b>	Have toilets been provided in all schools and Anganwadis in the village? (Yes/No)
<b>1.5</b>	Whether people are still defecating in the open in the village? (Yes/No)
<b>1.6</b>	% of drains available along all internal roads
<b>1.7</b>	% of existing drains functioning
<b>1.8</b>	% of solid and liquid waste being disposed of effectively



# MONITORABLE INDICATORS *Contd..*

Sl.	Domain
<b>2.</b>	<b>Education</b>
<b>2.1</b>	% of children (6-10 years), both boys and girls, attending primary school
<b>2.2</b>	% of children (11-13 years), both boys and girls, attending middle school
<b>2.3</b>	% of children (14-15 years), both boys and girls, attending secondary school
<b>2.4</b>	% of children (16-17 years), both boys and girls, attending higher secondary school
<b>2.5</b>	% of children (18-23 years), both boys and girls attending post higher secondary education
<b>2.6</b>	% of SC children (out of those attending in the school & eligible) receiving pre-matric scholarship
<b>2.7</b>	% of SC children (out of those pursuing post matric education and eligible) receiving post-matric scholarship

# MONITORABLE INDICATORS Contd..

Sl.	Domain
<b>3.</b>	<b>Health and Nutrition</b>
3.1	% of eligible Households covered under any Health Protection Scheme
3.2	Is an emergency Ambulance facility available on call? (Yes/No)
3.3	% of pregnant women who are severely anaemic
3.4	% of institutional deliveries in the village during the last one year
3.5	% of low birth weight children born during the last one year
3.6	% of full immunization of children (< 1 year)
3.7	% of underweight children (0-5 years) in the village
3.8	How many pregnant women died during the last one year?
3.9	How many children (< 1 year) died during the last one year?
3.10	% of persons with communicable diseases getting treatment as per protocol
3.11	Whether all Anganwadis are constructed? (Yes/No)

# MONITORABLE INDICATORS Contd..

Sl.	Domain
<b>4.</b>	<b>Social Security</b>
4.1	% of eligible women provided with Widow Pension
4.2	% of eligible persons provided with Old Age Pension
4.3	% of eligible persons provided with Disability Pension
<b>5.</b>	<b>Rural Roads and Housing</b>
5.1	Is the village connected by all-weather roads? (Yes/No)
5.2	% of internal roads that are CC/brick top/ Pakka/Tiled
5.3	% of households living in Kachcha/unsafe houses

# MONITORABLE INDICATORS Contd..

Sl.	Domain
<b>6.</b>	<b>Electricity and clean fuel</b>
6.1	Whether the village has been electrified? (Yes/No)
6.2	% of Households having electricity connection
6.3	% of Households using at least one LED bulb
6.4	% of Households having gas connection
6.5	% of internal roads having street lights
<b>7.</b>	<b>Agriculture Practices etc.</b>
7.1	% of eligible farmers provided with Soil Health Card
7.2	Extent (in %) of organic farming practices adopted
7.3	Extent (in %) of watershed management practices adopted

# MONITORABLE INDICATORS Contd..

Sl.	Domain
<b>8.</b>	<b>Financial Inclusion</b>
<b>8.1</b>	% of village population (> 5 years) having Aadhaar identification
<b>8.2</b>	% of Households having account in Banks/Post Office
<b>8.3</b>	% of eligible persons covered under Pradhan Mantri Suraksha Bima Yojana
<b>8.4</b>	% of eligible persons covered under Pradhan Mantri Jeevan Jyoti Bima Yojana
<b>9.</b>	<b>Digitization</b>
<b>9.1</b>	Does the village have access to Internet connectivity? (Yes/No)
<b>9.2</b>	Does the village have Common Service Centre or Cyber Café? (Yes/No)
<b>9.3</b>	% of eligible persons who are digitally literate
<b>10.</b>	<b>Livelihood and skill development</b>
<b>10.1</b>	% of eligible youth undergoing skill development
<b>10.2</b>	% of eligible youth who have been able to avail bank linked loans
<b>10.3</b>	% of households which have at least one member, as a members of any SHGs

# **COMMITTEES FOR GUIDANCE, IMPLEMENTATION & MONITORING AT CENTRAL, STATE, DISTRICT AND VILLAGE LEVELS**

# COMMITTEES AT CENTRAL AND STATE LEVEL

## Advisory Committee

Centre – Headed by Minister SJ&E

States – Headed by Minister Social Welfare

Committees may have public representatives, besides representatives of concerned Ministries/Departments and bodies

Address broad policy issues and ensure convergence in the implementation of the Scheme

Over-all guidance and monitoring of implementation

Issue supplementary implementation guidelines from time to time

Advisory Committees may meet once every quarter but not less than twice in a year

# COMPOSITION OF ADVISORY COMMITTEES – CENTRAL

1. Minister(SJE) – Chairperson
2. Minister (Rural Development) – Co-Chairperson
3. Chairperson, NCSC
4. Member (in charge of SC Development), NITI Aayog
5. Three Members of Parliament : Two from LS and One from RS
6. Minister in the PMAGY State in charge of (i) SC Welfare, and (ii) RD/PR
7. Secretary(SJ&E)
8. Representative of the following Ministries/Departments
  - (i) NITI Aayog, (ii)D/o Financial Services, (iii) D/o Exp. (iv) D/o RD (v) M/o DWS (vi) M/o WCD (vii) D/o HE (viii) D/o SE&L (ix) M/o Agri (x) M/o H&FW (xi) M/o PR (xii) M/o Power (xiii) M/o WR (xiv) D/o Tel and (xv) Meity
9. DG, NIRD&PR, Hyderabad
10. Upto six experts/social workers
11. Joint Secretary (in charge PMAGY), M/o SJ&E,- Member Secretary



# COMPOSITION OF ADVISORY COMMITTEES – STATE

1. Minister of Social Welfare – Chairperson
2. Minister of Rural Development – Co-Chairperson
3. Representative of the following State Departments  
(i) Planning, (ii) Panchayati Raj, (iii) WCD (iv) Education (v) Health (vi) Drinking Water Supply (vii) Home (viii) Public Works (ix) Irrigations/Water Supply (x) Energy (xi) Information Technology (xii) Other concerned Deptts. if any.
4. Head of the State-level Technical Resource Support Institution.
5. Representative of State SC Commission
6. Representative from Deptt of Telecommunication in the State
7. At least six experts and social workers working in the field of SC welfare
8. Representative of Lead Bank of the State
9. A representative each of M/o Rural Dev. and D/o SJ&E
10. Principal Secretary, Social Welfare of the State Government – Member-Secretary.

# COMMITTEES AT CENTRAL AND STATE LEVEL contd..

## Steering-cum-Monitoring Committee

Centre – Headed by Secretary DOSJE

States – Headed by Chief Secretaries

Committees may have public representatives, besides representatives of concerned Ministries/Departments and bodies

Address day-to-day broad policy issues and ensure convergence in implementation of the Scheme

Monitor implementation of the Scheme

Issue supplementary implementation guidelines from time to time

Steering-cum-Monitoring Committees may meet once every quarter but not less than twice in a year

## **STEERING-CUM-MONITORING COMMITTEE – CENTRAL**

1. Secretary(SJ&E) – Chairperson
2. Representative of the following Ministries/Departments(Not below the rank of Jt. Secy) (i) NITI Aayog, (ii)D/o Financial Services, (iii) D/o Exp. (iv) D/o RD (v) M/o DWS (vi) M/o WCD (vii) D/o HE (viii) D/o SE&L (ix) M/o Agri (x) M/o H&FW (xi) M/o PR (xii) M/o Power (xiii) M/o WR (xiv) D/o Tel and (xv) NCSC
3. Head/Nodal Officer of the National Technical Resource Support Institution
4. At least two experts and two social workers working in the field of SC welfare
5. Joint Secretary (in charge PMAGY), M/o SJ&E,- Member Secretary.

# STEERING-CUM- MONITORING COMMITTEE – STATE

1. Chief Secretary – Chairperson
2. Representative of the following State Departments/Organisations  
(i) Planning, (ii) Panchayati Raj, (iii) Rural Development (iv) WCD (v) Education (vi) Health (vii) Drinking Water Supply (viii) Home (ix) Public Works (x) Irrigations/Water Supply (xi) Energy (xii) Information Technology (xiii) Other concerned Deptts. If any (xiv) State SC Commission.
3. Upto 5 District PMAGY Programme Directors of the Distt. whose villages are being covered.
4. Head of the State level Technical Resource Support Institution
5. Representative of Deptt of Telecommunication in the State
6. At least two experts and two social workers working in the field of SC welfare
7. Representative of Lead Bank of the State
8. A representative each of the Ministries of RD and SJ&E
9. Principal Secretary, Social Welfare of the State Govt. – Member-Secretary

# PMAGY CONVERGENCE COMMITTEES AT STATE, DISTRICT AND VILLAGE LEVEL

- Play a key role in the successful implementation of the Scheme
- Will ensure that
  - PMAGY funds serve the purpose of gap filling
  - Need Assessment is carried out
  - Action Plans are prepared timely and in accordance with guidelines
  - Physical & Financial progress of the Plan is monitored
- Village PMAGY Convergence Committee is directly responsible for
  - Conducting Need Assessment & collecting the baseline data
  - Preparation of the VDP
- State level Convergence Committee will meet once a quarter and District and Village level Convergence Committees to meet once a month

## PMAGY CONVERGENCE COMMITTEE – STATE

1. Principal Secretary – Chairperson
2. Representative of the following State Departments/Organisations  
(i) Planning,(ii) Panchayati Raj,(iii) Rural Development(iv) WCD(v) Education(vi) Health(vii) Drinking Water Supply(viii) Home(ix) Public Works(x) Irrigations/Water Supply(xi) Energy(xii) Information Technology(xiii) Other concerned Depts. If any
3. District PMAGY Programme Directors of the Distt. whose villages are being covered
4. Representative from Deptt of Telecommunication in the State
5. Head of the State-level Technical Resource Support Institution
6. Representative of Lead Bank of the State
7. Director, Social Welfare of the State Govt. – Member-Secretary

# PMAGY CONVERGENCE COMMITTEE – DISTRICT

1. District Magistrate/Collector – Chairperson
2. Representative of the following State Departments/Organisations  
(i) Food Supply (ii) Agriculture, (iii) Rural Development (iv) WCD (v) Education (vi) Health (vii) Drinking Water Supply (viii) Electricity/DISCOM (ix) Public Works (x) Irrigations/Water Supply (xi) Energy (xii) Information Technology (xiii) Other concerned Deptts. If any
3. Village PMAGY Programme Directors of the villages being covered
4. Representative from Deptt of Telecommunication/BSNL
5. Representative of the State-level Technical Resource Support Institution
6. Representative of Lead Bank of the District
7. District Welfare Officer of the District– Member–Secretary

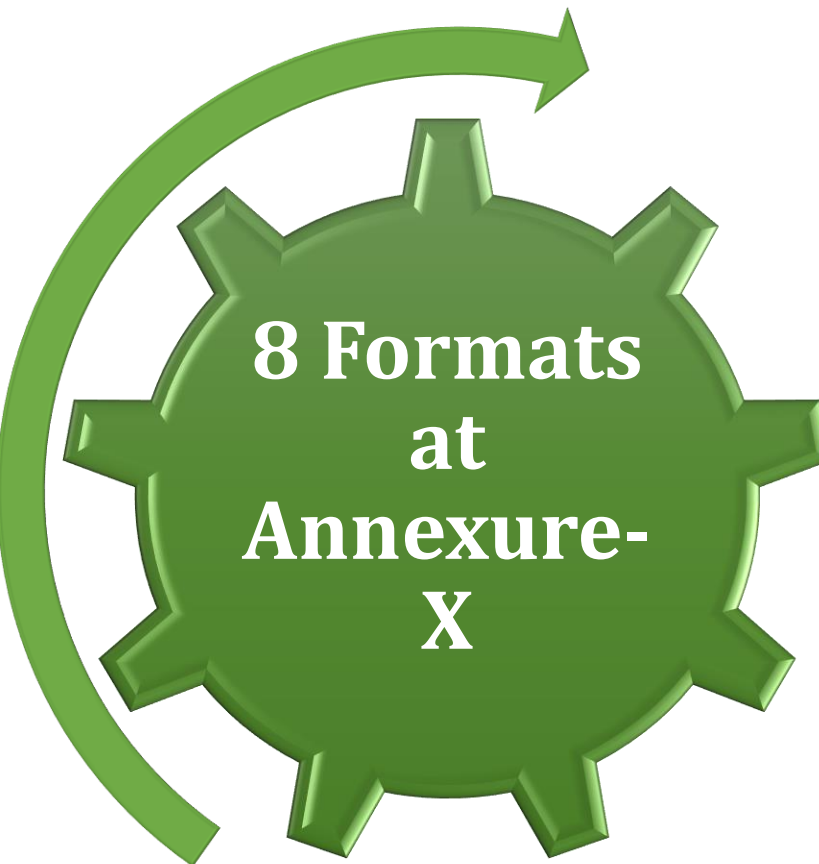
# PMAGY CONVERGENCE COMMITTEE – VILLAGE

1. Sarpanch of the Village – Chairperson
2. All SC members of the Gram Panchayat
3. AWW, ASHA, ANM, etc.
4. Functionaries of Panchayati Raj and PWD
5. Village field workers of NREGA
6. A School Teacher
7. Representatives of other concerned line departments
8. Village Development Officer
9. A Representative of State level Technical Resource Support Institution –Special Invitee when necessary
10. One of the SC Members of the Gram Panchayat– Member–Secretary



# **FORMATS FOR NEED ASSESSMENT, VDP & PROGRESS MONITORING**

# FORMATS – PURPOSE



**8 Formats  
at  
Annexure-  
X**


- 
- Capture the Basic Information of Village
  - Assessment of Village Needs

- Identification of Infrastructural Gaps
- Identification of Individual & other Requirements

- Prioritizing the requirements of Village
- Preparation of Village Development Plan (VDP)

- Assessment of Monitorable Indicators
- Progress Monitoring & Report submission

# FORMATS - USAGE



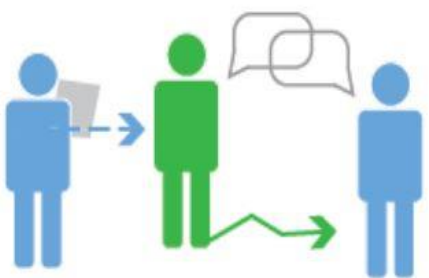
## Format for capturing basic information of village

- **Format I:** Captures basic demographic information, LGD Codes and GPS Coordinates & particulars of the PMAGY Convergence Committee



## Format for Need Assessment (Village level data)

- **Format II:** Village level Data for Infrastructure Development & Action Plan for fulfilling the needs identified



## Formats for Need Assessment (Village level data)

- **Format III-A:** Household level Data for Beneficiary oriented initiatives
- **Format III-B:** Consolidation of Household Data for Beneficiary oriented initiatives & Action Plan for fulfilling needs

# FORMATS – USAGE Contd..



## Formats for preparation of VDP & progress

- Format-IV: Action Plan and Progress Report of Infrastructure works
- Format-V: Action Plan and Progress Report for Beneficiary Oriented Initiatives



## Format for status of Monitorable Indicators

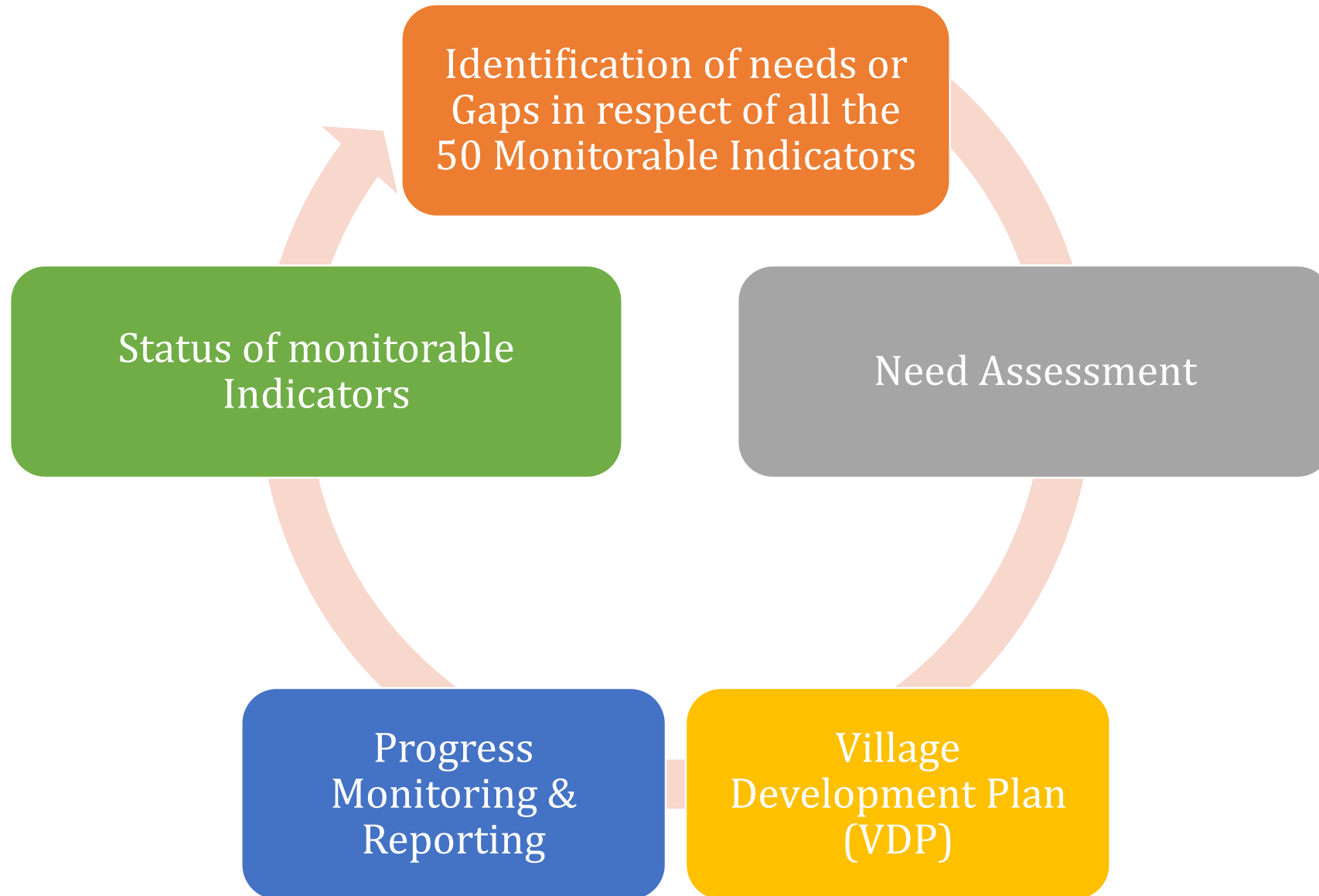
- Format-VI: for capturing of status of Monitorable Indicators



## Other reporting Formats

- Format-VII: Monthly Progress Report (District Level)
- Format-VIII: Monthly Progress Report (State Level)

# FORMATS – LIFECYCLE



# FORMATS IN DETAIL

## Format –I

**Demographic information, LGD  
Codes & GPS Coordinates**

**No. of Households surveyed in  
Village**

**Captures**

**Period of need assessment  
exercise done**

**Details of Village PMAGY  
Convergence Committee**

# Format –I Contd..

## 1. Village level Data:

Sl. No.	Particulars	Name	LGD Code
1	Village:		
2	Gram Panchayat:		
3	Block:		
4	District:		
5	State:		
6	Population of Village:		
7	SC Population of Village:		
8	No. of households in Village:		
9	No. of Village households covered in the Need Assessment/Household Survey:		
10	Period of Need Assessment/Household Survey:	From: ..... To: .....	

## 2. GPS Data:

1	GPS Coordinates of Village:	Latitude: .....
		Longitude: .....

## 3. Details of Village PMAGY Convergence Committee:

Sl.	Name	Designation	Mobile Number	Email	Address	Remarks
1						
2						
3						
4						



## Format –II

**Action Plan for fulfilling the needs/gaps identified in the village**

**Captures Gaps in respect of 15 out of 50 Monitorable Indicators**

**Village level Data for Infrastructure Development**

**Gaps mainly related to Infrastructure Requirement of the village**

**Few of the gaps identified here can be fulfilled by costless initiatives**

## Format –II Contd..

### *1.2 Monitorable Indicator: % of households provided with clean drinking water*

Sl. No.	Particulars	Status/No./Name
1	No. of households in the Village	
2	No. of households provided with clean drinking water	
3	No. of households not provided with clean drinking water	

### *Details of action plan for providing clean drinking water to all the households*

Sl. No.	Details
1	
2	

**Here multiple type of works can be selected under the proposed Action Plan for fulfilling the Gaps identified**

## Format –III(A)

Household level data for Beneficiary oriented initiatives

Action Plan for fulfilling the needs/gaps identified in the Household

Captures socio-economic gaps in respect of 35 Monitorable Indicators for Household

Gaps mainly related to individual requirements of the residents

Most of the needs/gaps identified here can be fulfilled by costless initiatives

Needs/Gaps can be captured through Household Survey or available primary data

# Format –III(A) Contd..

## Need Assessment

### Format – III(A): Household level Data for Beneficiary oriented initiatives

1	<u>Category (SC/ST/Others)</u>	
2	<u>House Number</u>	
3	<u>Name of the Head of the household</u>	
4	<u>Number of persons in the household</u>	

Sl. No.	Particulars	Name	LGD Code
5	Village:		
6	Gram Panchayat:		
7	Block:		
8	District:		
9	State:		

## Format –III(A) Contd..

### 2. Domain: Education

#### 2.1 Monitorable Indicator: % of children (6-10 years), both boys and girls, attending primary schools

Sl. No.	Particulars	Status/No./Name
1	Total no. of children in the household (6-10 years), both boys and girls	
2	No. of children in the household (6-10 years), both boys and girls attending primary school	
3	No. of children in the household (6-10 years), both boys and girls not attending primary school	
4	Names of children in the household (6-10 years), both boys and girls not attending primary school	

## Format –III(B)

**Consolidation of Household Data  
for Beneficiary oriented  
initiatives**

**Action Plan for fulfilling the each  
individual needs/gaps identified  
in the village**

**Captures**

**Captures socio-economic gaps in  
respect of 35 Monitorable  
Indicators for the village**

**In respect of few indicators (only  
4) reasons for Gaps need to be  
recorded**

# Format –III(B)

## 2. Domain: Education

**2.1 Monitorable Indicator:** % of children (6-10 years), both boys and girls, attending primary schools

Sl. No.	Particulars	Status/No.
1	No. of children in the village (6-10 years), both boys and girls	
2	No. of children in the village (6-10 years), both boys and girls, attending primary school	
3	No. of children in the village (6-10 years), both boys and girls, not attending primary school	

*Household/Beneficiaries identified and initiatives planned:*

Sl. No.	Details of beneficiaries				Details of Initiatives
	Category of beneficiary (SC/ST/Other)	House No.	Name of head of the household	Name of Beneficiary	
(1)	(2)	(3)	(4)	(5)	(6)
1					
2					

## Format –IV

**Action Plan and Progress Report  
of initiatives/works identified  
through Format-II**

**The detail of the Schemes where  
from funds are being sourced**

**Captures**

**Details of agency for  
Implementation of work**

**Date of Start & Completion of the  
work with Physical & Financial  
progress**



# Format –IV Contd..

## Village Development Plan (VDP)

### Format-IV: Action Plan and Progress Report of Infrastructure works

SN	Domain	Monitorable Indicator	Name/Details of the Works/Activities identified	Estimated Cost in Rs.	Detail of the Schemes where from funds are being sourced						Total Fund Allocated (10)= (7)+(9)+(10)+(11)
					Central Govt. Scheme (other than PMAGY or SCA to SCSP)		State Govt. Scheme		Fund allocated, if any under PMAGY	Fund allocated, if any under SCA to SCSP	
					Name of Scheme	Fund Allocation	Name of Scheme	Fund Allocation			
(1)	(2)	(3)	(4)	(5)	(6)	(7)	(8)	(9)	(10)	(11)	(12)
1											
2											

Agency for Implementation	Date of Approval	Expected date of Start	Expected date of completion	Actual date of Start	Details of Fund utilized						Total Fund Utilized 19+21+22+23	% of work completed	Date of Completion of Work	Remarks, if any
					Central Govt. Scheme (other than PMAGY or SCA to SCSP)		State Govt. Scheme		PMAGY	SCA to SCSP				
					Scheme	Fund	Scheme	Fund						
(13)	(14)	(15)	(16)	(17)	(18)	(19)	(20)	(21)	(22)	(23)	(24)	(25)	(25)	(26)

## Format –V

**Action Plan and Progress Report  
of initiatives identified through  
Format-III(A) and III(B)**

**The reasons for gaps in few of  
the indicators**

**Captures**

**Details of Schemes from which  
the Gaps will be filled**

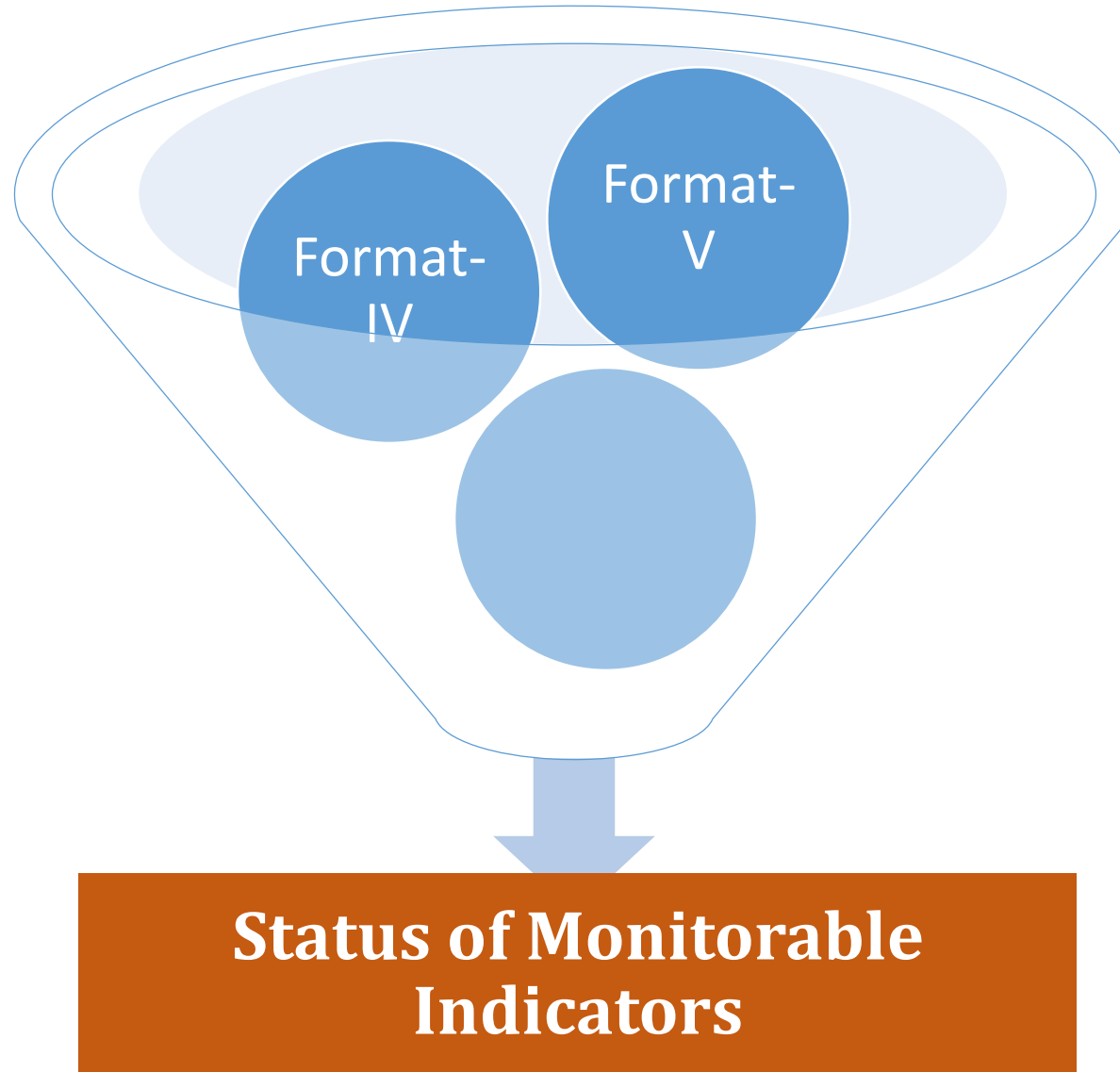
**Progress status and date of  
fulfilment of the Gaps**

# Format –V Contd..

Format –V: Action Plan and Progress Report for Beneficiary Oriented Initiatives

Sl. No.	Domain	Monitorable Indicator	Details of households/beneficiaries where need has been identified				Reasons, if any for the gap	Details of proposed initiatives to fulfill the needs	Progress			Remarks, if any
			Category of beneficiary (SC/ST/Other)	House No.	Name of head of the household	Name of Beneficiary			% of Action completed	Whether need fulfilled (Yes/No)	If yes, date on which fulfilled	
(1)	(2)	(3)	(4)	(5)	(6)	(7)	(8)	(9)	(10)	(11)	(12)	(13)
1												
2												
3												

# Format –VI

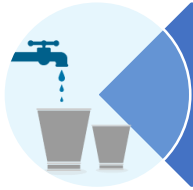


## Format –VI Contd..

Sl. No.	Domain/ Particulars of Monitorable indicators	Benchmark	Scoring System	Status	Score achieved
1.	<b>Drinking Water and Sanitation</b>				
1.1	Whether adequate sustainable drinking water sources to cover the village are available? (Yes/No)	Yes=100% No=0%	2 0		
1.2	% of households provided with clean drinking water	>75% 50-75% <50%	2 1 0		
1.3	% of households having Individual Household Latrines (IHHLs)	100% <100%	2 0		
1.4	Have toilets been provided in all schools and Anganwadis in the village? (Yes/No)	Yes=100% No=0%	2 0		
1.5	Whether people are still defecating in the open in the village? (Yes/No)	Yes=100% No=0%	0 2		
1.6	% of drains available along all internal roads	>75% 50-75% <50%	2 1 0		
1.7	% of existing drains functioning	>75% 50-75% <50%	2 1 0		

**Non negotiable Indicator**

# Format –VII



Physical submission of Monthly Progress Report by Districts



Captures details of District PMAGY Programme Director



Meetings held of District PMAGY Convergence Committee



Meetings held of Village PMAGY Convergence Committees up to the end of month



Training held for Panchayat and Village level functionaries up to the end of month



Details of funds released and utilized up to the end of month



Status of progress on Need Assessment and VDP preparation



Progress Report of Infrastructure works

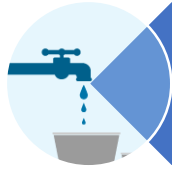


Progress Report of beneficiary oriented Initiatives



Report of the Programme Director on the improvement of Socio-economic Indicators

# Format –VIII



Physical submission of Monthly Progress Report by States



Captures details of State PMAGY Programme Director



Captures details of Meetings held of State level Committees



Status of issuing guidelines and instructions in State language



Name of State-level institution for Technical Resource Support



Training held for District level functionaries up to the end of month



Details of funds released and utilized up to the end of month



Status of progress on Need Assessment and VDP preparation



Progress Report of Infrastructure works



Progress Report of beneficiary oriented Initiatives



Instructions to concerned departments for convergent implementation of their schemes



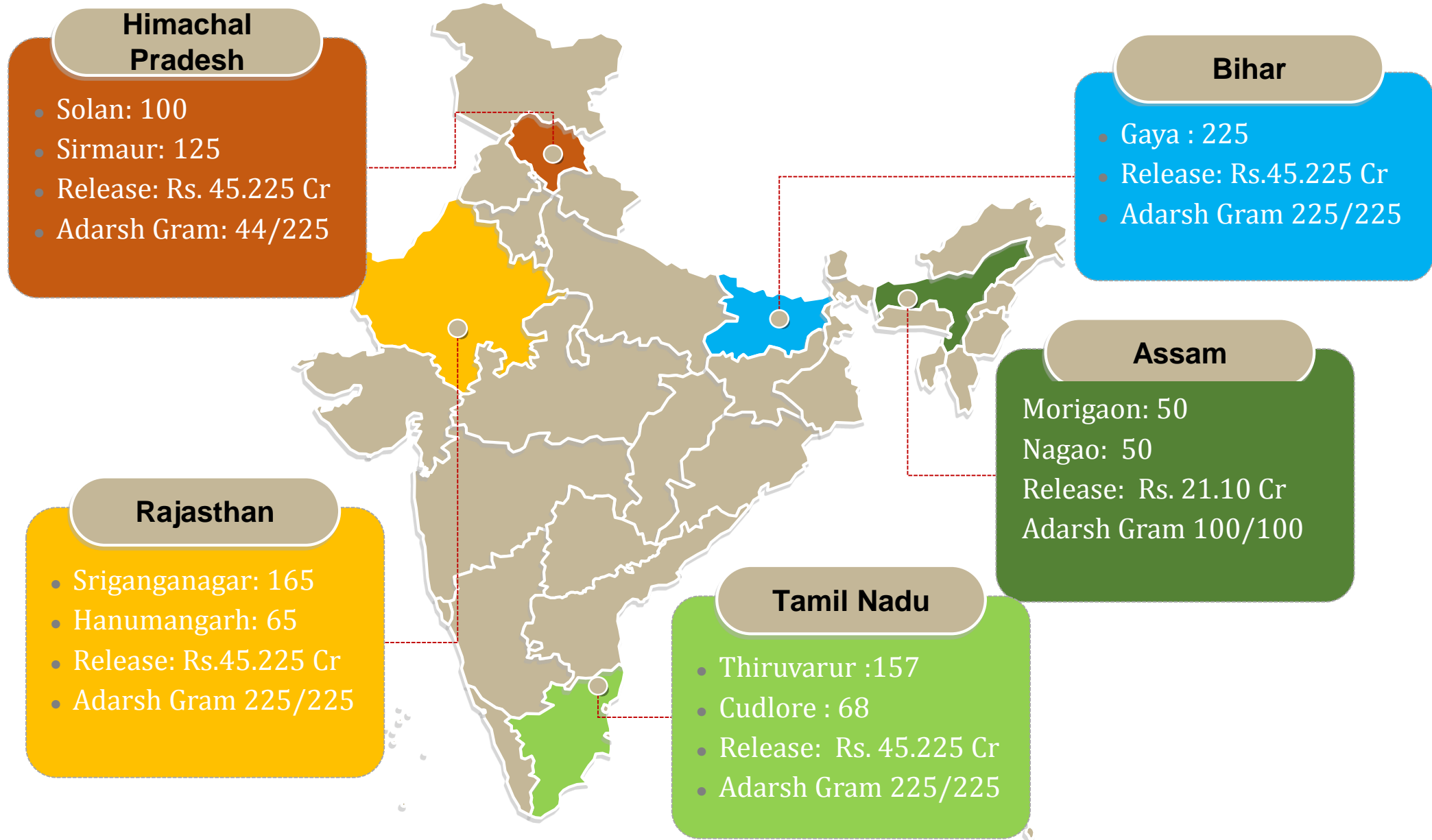
Report of the Programme Director on the improvement of Socio-economic Indicators

# STATUS OF IMPLEMENTATION SO FAR



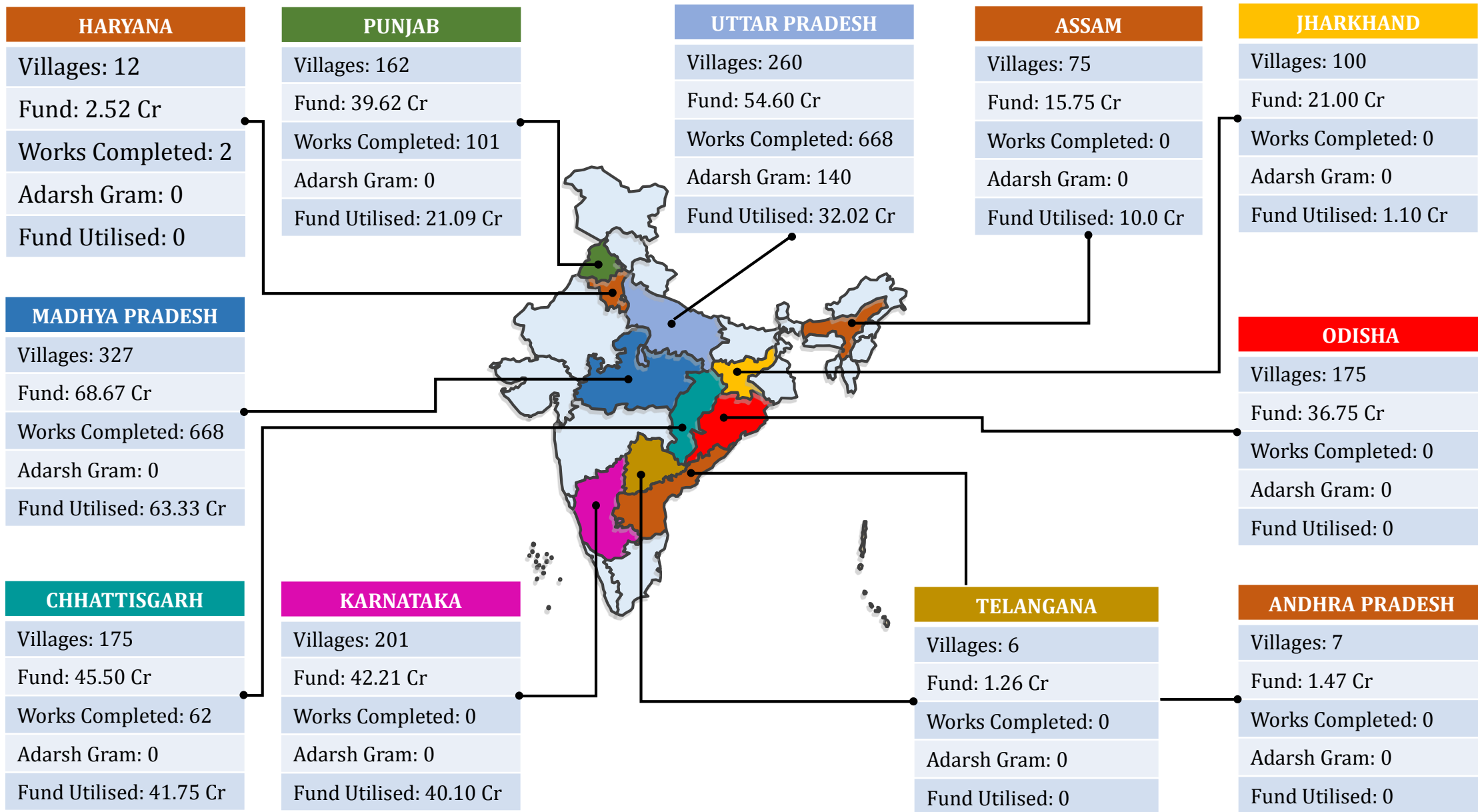
# PMAGY Villages – Pilot Phase

Scheme launched in 2009–10 in 1000 villages covering 9 districts in 5 States



# PMAGY Villages –Phase-I

Phase-I of the Scheme launched in  
March 2015 with 1500 villages



# PMAGY – Phase-I Contd..

## □ Financial progress

Sl	State	No of Villages selected during					Central Assistance Released (Rs. Cr)						Fund Utilised
		14-15	15-16	16-17	17-18	Total	14-15	15-16	16-17	17-18	18-19	Total	
1	Assam			75		75			15.75			15.75	10.00
2	Uttar Pradesh	10	200		50	260	1.00	42.00	1.10	8.65	1.85	54.60	32.02
3	Madhya Pradesh	77	185	15	50	327	7.70	47.32	3.15	10.50		68.67	63.33
4	Karnataka	1	200			201	0.10	40.00	2.11			42.21	40.10
5	Punjab	112			50	162	18.70	3.50	1.32	16.10		39.62	21.09
6	Odisha		100	75		175		21.00	15.75			36.75	0
7	Jharkhand		100			100		21.00				21.00	1.10
8	Chhattisgarh		100	75		175		21.00	20.75	3.75		45.50	41.75
9	Haryana	12				12	1.20		1.32			2.52	0
10	Andhra Pradesh	7				7	0.70		0.77			1.47	0
11	Telangana	6				6	0.60		0.66			1.26	0
<b>Total</b>		<b>225</b>	<b>885</b>	<b>240</b>	<b>150</b>	<b>1500</b>	<b>30.00</b>	<b>195.82</b>	<b>62.68</b>	<b>39.00</b>	<b>1.85</b>	<b>329.35</b>	<b>209.40</b>

# PMAGY – Phase-I Contd..

## □ Physical progress

Sl	State	Physical Progress					
		No of Villages	VDP Prepared	Works Appd.	Works completed	Works in Progress	Villages declared Adarsh Gram
1	Assam	75	68	58	0	42	0
2	Uttar Pradesh	260	210	1052	668	325	140
3	Madhya Pradesh	327	274	1846	668	302	0
4	Karnataka	201	199	102	0	78	0
5	Punjab	162	105	677	101	557	0
6	Odisha	175	0	0	0	0	0
7	Jharkhand	100	100	1161	0	1161	0
8	Chhattisgarh	175	175	2025	62	1857	0
9	Haryana	12	9	18	2	16	0
10	Andhra Pradesh	7	0	0	0	0	0
11	Telangana	6	0	0	0	0	0
<b>Total</b>		<b>1500</b>	<b>1117</b>	<b>6793</b>	<b>564</b>	<b>4451</b>	<b>140</b>

# Phase-II Implementation

# PMAGY Phase-II

## J&K

Villages: 71
Fund: 14.71 Cr
Released: 7.384 Cr

## PUNJAB

Villages: 218
Fund: 39.51 Cr
Released: 7.904 Cr

## UTTAR PRADESH

Villages: 724
Fund: 146.65 Cr
Released: 75.051 Cr

## HARYANA

Villages: 148
Fund: 29.87 Cr
Released: 15.34 Cr

## JHARKHAND

Villages: 173
Fund: 31.49 Cr
Released: 15.693 Cr

## ASSAM

Villages: 273
Fund: 53.48 Cr
Released: 24.752 Cr

## MADHYA PRADESH

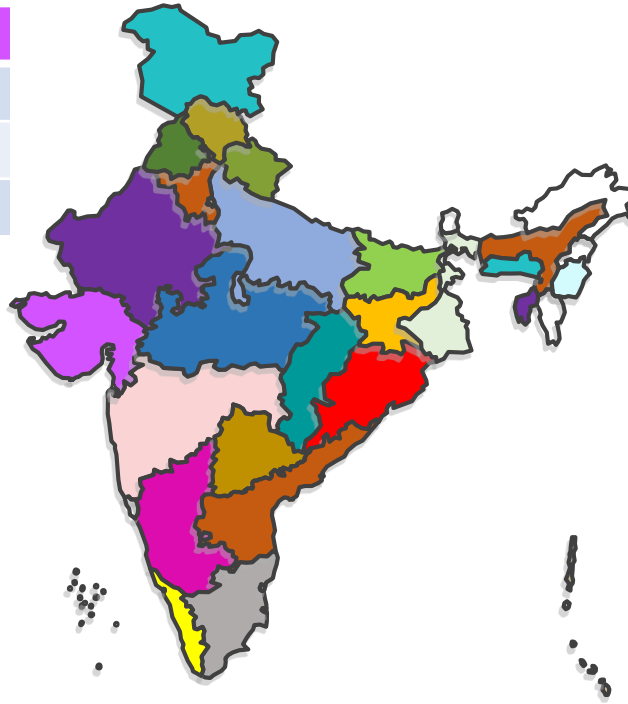
Villages: 400
Fund: 76.63 Cr
Released: 41.265Cr

## HIMACHAL

Villages: 90
Fund: 18.90 Cr
Released: 9.36 Cr

## GUJARAT

Villages: 25
Fund: 5.25 Cr
Released: 2.60 Cr



## ODISHA

Villages: 275
Fund: 48.62 Cr
Released: 28.18 Cr

## TRIPURA

Villages: 31
Fund: 6.51 Cr
Released: 3.22 Cr

## CHHATTISGARH

Villages: 138
Fund: 27.88 Cr
Released: 14.005 Cr

## UTTARAKHAND

Villages: 124
Fund: 26.04 Cr
Released: 12.896Cr

## WEST BENGAL

Villages: 210
Fund: 44.10 Cr
Released: 0

## MEGHALAYA

Villages: 4
Fund: 0.84 Cr
Released: 0.416

## MAHARASHTRA

Villages: 145
Fund: 30.45 Cr
Released: 15.08 Cr

## RAJASTHAN

Villages: 288
Fund: 60.48 Cr
Released: 29.952Cr

## BIHAR

Villages: 348
Fund: 73.08 Cr
Released: 0

## MANIPUR

Villages: 12
Fund: 2.52 Cr
Released: 1.248 Cr

## KARNATAKA

Villages: 264
Fund: 52.69 Cr
Released: 27.333Cr

## ANDHRA PRADESH

Villages: 103
Fund: 21.19 Cr
Released: 10.69 Cr

## TELANGANA

Villages: 138
Fund: 28.43 Cr
Released: 14.33 Cr

## TAMIL NADU

Villages: 271
Fund: 56.91 Cr
Released: 28.19 Cr

## KERALA

Villages: 1
Fund: 0.21 Cr
Released: 0.104

## PUDUCHERRY

Villages: 10
Fund: 2.10 Cr
Released: 1.04 Cr

# Status of Release of Funds as on 25.02.2019

Rs in Lakh

#	State	No. of Villages selected under Phase-II			Funds required for Phase-II	Funds required for 1st round	Funds released for 1st round		Funds yet to be released for 1st round		Fund to be released for 2nd round
		Phase-I	New	Total			Villages	Amount	Villages	Amount	
1	Uttar Pradesh	49	675	724	14525.1	7505.1	724	7505.0	-	0	7020.0
2	West Bengal	0	210	210	4368.0	2184.0	0	0.0	210	2184.0	2184.0
3	Bihar	0	348	348	7238.4	3619.2	0	0.0	348	3619.2*	3619.2
4	Tamil Nadu	0	271	271	5636.8	2818.4	271	2819.0	-	0	2818.4
5	Maharashtra	0	145	145	3016.0	1508.0	145	1507.6	-	0	1508.0
6	Rajasthan	0	288	288	5990.4	2995.2	288	2995.0	-	0	2995.2
7	Madhya Pradesh	67	333	400	7589.7	4126.5	400	4126.0	-	0	3463.2
8	Karnataka	25	239	264	5218.7	2733.1	264	2733.0	-	0	2485.6
9	Punjab	57	161	218	3913.1	2238.7	76	790.0	57+85*	1448.7	1674.4
10	Andhra Pradesh	4	99	103	2098.8	1069.2	103	1069.0	-	0	1029.6
11	Orissa	83	192	275	4815.3	2818.5	275	2818.0	-	0	1996.8
12	Telangana	5	133	138	2815.9	1432.7	138	1433.0	-	0	1383.2
13	Haryana	11	137	148	2958.5	1533.7	148	1534.0	-	0	1424.8

\* Release in process

WB-Consent awaited; Punjab -UC under SCA to SCSP pending

# Status of Release of Funds as on 25.02.2019

Rs in Lakh

#	State	No. of Villages selected under Phase-II			Funds required for Phase-II	Funds required for 1st round	Funds released for 1st round		Funds yet to be released for 1st round		Fund to be released for 2nd round
		Phase-I	New	Total			Villages	Amount	Villages	Amount	
14	Gujarat	0	25	25	520.0	260.0	25	260.0	-	0	260.0
15	Jharkhand	44	129	173	3118.8	1777.2	152	1569.0	21	208.2*	1341.6
16	Chhattisgarh	10	128	138	2761.4	1430.2	135	1400.2	3	30.0*	1331.2
17	Kerala	0	1	1	20.8	10.4	1	10.4	-	0	10.4
18	Assam	35	238	273	5296.9	2821.7	238	2475.2	35	346.5*	2475.2
19	Uttarakhand	0	124	124	2579.2	1289.6	124	1289.6	-	0	1289.6
20	Himachal Pradesh	0	90	90	1872.0	936.0	90	936.0	-	0	936.0
21	J&K	0	71	71	1476.8	738.4	71	738.4	-	0	738.4
22	Tripura	0	31	31	644.8	322.4	31	322.0	-	0	322.4
23	Puducherry	0	10	10	208.0	104.0	10	104.0	-	0	104.0
24	Manipur	0	12	12	249.6	124.8	12	124.8	-	0	124.8
25	Meghalaya	0	4	4	83.2	41.6	4	41.6	-	0	41.6
<b>TOTAL</b>		<b>390</b>	<b>4,094</b>	<b>4,484</b>	<b>89,016</b>	<b>46,439</b>	<b>3,725</b>	<b>38,601</b>	<b>759</b>	<b>7,838</b>	<b>42,578</b>

**\* Release in process**



# Scheme-wise release of fund as on 25.02.2019

**50% of admissible grants for Phase-II villages and 100% for Phase-I villages**

#	State	No of Villages for which fund released			Fund Released			Remarks	Date of release
					(Rs. Lakh)				
		Phase-I	New	Total	Phase-I	New	Total		
1	Uttar Pradesh	37	328	365	366.3	3411.2	3777.5	SCA to SCSP	05-11-2018
		12	347	359	118.8	3608.8	3727.6	SCA to SCSP	20-12-2018
2	West Bengal	0	0	0	0	0	0		
3	Bihar	0	0	0	0	0	0		
4	Tamil Nadu	0	144	144	0	1497.6	1497.6	PMAGY	28-10-2018
		0	127	127	0	1320.8	1320.8	SCA to SCSP	20-12-2018
5	Maharashtra	0	91	91	0	946.4	946.4	PMAGY	28-10-2018
		0	54	54	0	561.6	561.6	PMAGY	13-02-2019
6	Rajasthan	0	148	148	0	1539.2	1539.2	SCA to SCSP	20-12-2018
		0	140	140	0	1456	1456.0	SCA to SCSP	20-12-2018
7	Madhya Pradesh	46	180	226	455.4	1872	2327.4	SCA to SCSP	11-12-2018
		21	153	174	207.9	1591.2	1799.1	SCA to SCSP	20-12-2018
8	Karnataka	0	125	137	0	1300	1300.0	PMAGY	28-10-2018
		12	0	12	119	0	119.0	SCA to SCSP	05-11-2018
		13	114	127	128.7	1185.6	1314.3	SCA to SCSP	20-12-2018

# Scheme-wise Release of Funds as on 25.02.2019 Contd..

**50% of admissible grants for Phase-II villages and 100% for Phase-I villages**

#	State	No of Villages for which fund released			Fund Released			Remarks	Date of release
		Phase-I	New	Total	(Rs. Lakh)				
					Phase-I	New	Total		
9	Punjab	0	76	76	0	790.4	790.4	PMAGY	28-10-2018
10	Andhra Pradesh	3	53	56	29.7	551.2	580.9	SCA to SCSP	05-11-2018
		1	46	47	9.9	478.4	488.3	SCA to SCSP	20-12-2018
11	Orissa	55	92	147	544.5	956.8	1501.3	SCA to SCSP	05-11-2018
		28	100	128	277.2	1040	1317.2	SCA to SCSP	20-12-2018
12	Telangana	5	90	95	49.5	936	985.5	SCA to SCSP	11-12-2018
		0	43	43	0	447.2	447.2	SCA to SCSP	20-12-2018
13	Haryana	8	85	93	79.2	884	963.2	SCA to SCSP	20-12-2018
		3	52	55	29.7	540.8	570.5	SCA to SCSP	20-12-2018
14	Gujarat	0	25	25	0	260	260.0	PMAGY	28-10-2018
15	Jharkhand	23	79	102	227.7	821.6	1049.3	SCA to SCSP	20-12-2018
		0	50	50	0	520	520.0	PMAGY	13-02-2019
16	Chhattisgarh	7	70	77	69.3	728	797.3	SCA to SCSP	20-12-2018
		0	58	58	0	603.2	603.2	PMAGY	13-02-2019

# Scheme-wise Release of Funds as on 25.02.2019 Contd..

**50% of admissible grants for Phase-II villages and 100% for Phase-I villages**

#	State	No of Villages for which fund released			Fund Released			Remarks	Date of release
					(Rs. Lakh)				
		Phase-I	New	Total	Phase-I	New	Total		
17	Kerala	0	1	1	0	10.4	10.4	PMAGY	31-10-2018
18	Assam	0	134	134	0	1393.6	1393.6	PMAGY	31-10-2018
		0	104	104	0	1081.6	1081.6	PMAGY	13-02-2019
19	Uttarakhand	0	124	124	0	1289.6	1289.6	PMAGY	13-02-2019
20	Himachal Pradesh	0	90	90	0	936	936	PMAGY	13-02-2019
21	Jammu and Kashmir	0	38	38	0	395.2	395.2	PMAGY	31-10-2018
		0	33	33	0	343.2	343.2	PMAGY	13-02-2019
22	Tripura	0	26	26	0	270.4	270.4	SCA to SCSP	05-11-2018
		0	5	5	0	52	52.0	PMAGY	13-02-2019
23	Puducherry	0	10	10	0	104	104.0	PMAGY	13-02-2019
24	Manipur	0	12	12	0	124.8	124.8	PMAGY	04-01-2019
25	Meghalaya	0	4	4	0	41.6	41.6	PMAGY	13-02-2019
<b>TOTAL</b>		<b>274</b>	<b>3451</b>	<b>3725</b>	<b>2712.8</b>	<b>35890.4</b>	<b>38603.2</b>		

# WAY FORWARD

## WAY FORWARD – ACTION AT CENTRAL LEVEL

First round of funds released – 50% for new villages and 100% for Phase –I

Training session held for all States at NIRD & PR Hyderabad

Online platform developed for Need Assessment, VDP preparation, Administration and Monitoring

Hands on sessions for software being organised in February & March

## WAY FORWARD – ACTION AT STATE LEVEL

Social Welfare Department/SC Welfare to be nodal for implementation

Identification of Nodal Officer & Programme Director at State level

Constitution of Advisory, Steering-cum-Monitoring & Convergence Committees at State level

Identification of Institutions for Technical Resource Support

Training of State & District level functionaries

Release of funds to Districts for initiating programme

Regular monitoring & submission of progress reports

Send proposal for 2<sup>nd</sup> round of funds when sufficient progress achieved

# WAY FORWARD – ACTION AT DISTRICT LEVEL

- Nomination of Programme Director at District level
- Constitution of PMAGY Convergence Committees at District/Village level
- Arranging Capacity Building training and awareness generation
- Need Assessment, collection of data for socio-economic indicators
- Handholding villages for VDP preparation, VDP approval
- Action plan for implementation of works under VDP
- Release of funds to line departments and Gram panchayats
- Regular Monitoring & Meetings of District/Village Level convergence committees
- Involve Private Sector for socio-economic and equitable development

**Thanks**



# List of the Schemes for Convergence

Sl.	Concerned Ministry/ Deptt.	Name of the Programme
1	Ministry of Drinking Water and Sanitation	<a href="#">National Rural Drinking Water Programme</a>
		<a href="#">Swachh Bharat Mission (SBM)</a>
2	Ministry of Human Resource Development	<a href="#">Samagra Siksha and Mid-day-Meal (MDM)</a>
		<a href="#">National Literacy Mission (NLM)</a>
3	Ministry of Health and Family Welfare	<a href="#">National Rural Health Mission</a>
		<a href="#">Mission Indradhanush</a>
		<a href="#">Ayushman Bharat Scheme (Pradhan Mantri Jan Aarogya Yojana (PMJAY))</a>
		<a href="#">Janani Suraksha Yojana</a>
4	Department of Rural Development, M/o RD	<a href="#">National Social Assistance Programme (NSAP)</a>
		<a href="#">Pradhan Mantri Awas Yojana (Gramin) (PMAY-G)</a>
		<a href="#">Pradhan Mantri Gram Sadak Yojana (PMGSY)</a>
		<a href="#">Deen Dayal Upadhyay Antyodaya Yojana - National Livelihoods Mission (NRLM) (DAY-NRLM)</a>
		<a href="#">Mahatma Gandhi National Rural Employment Guarantee Act (MGNREGA)</a>
5	Ministry of Power	<a href="#">Deen Dayal Upadhyaya Gram Jyoti Yojana (DDUGJY)</a>
		<a href="#">Pradhan Mantri Sahaj Bijli Har Ghar Yojana (Saubhagya)</a>
		<a href="#">Unnat Jeevan by Affordable LEDs and Appliances for All (UJALA)</a>
6	Ministry of Petroleum and Natural Gas	<a href="#">Pradhan Mantri UJJAWALA Yojana</a>

# List of the Schemes for Convergence

Sl.	Concerned Ministry/ Deptt.	Name of the Programme
7	Ministry of Finance	<a href="#">Pradhan Mantri Suraksha Bima Yojana(PMSBY)</a>
		<a href="#">Pradhan Mantri Jeevan Jyoti Bima Yojana(PMJJB)</a>
		<a href="#">Pradhan Mantri Jan Dhan Yojana (PMJDY)</a>
8	Ministry of Skill Development and Entrepreneurship	<a href="#">Pradhan Mantri Kaushal Vikas Yojana(PMKVY)</a>
9	Ministry of Agriculture and Farmers Welfare	<a href="#">Soil Health Card Scheme</a>
		<a href="#">Rashtriya Krishi Vikas Yojana</a>
		<a href="#">National Horticulture Mission</a>
		<a href="#">Technology Mission for Integrated Development of Horticulture in N.E. Region (TMNE)</a>
10	Ministry of Electronics & Information Technology	<a href="#">PMG-DISHA</a> and Common Service Centres
11	Ministry of Communication	Telecom Connectivity/ Bharat Net/Postal Banking
12	Ministry of Women & Child Development	<a href="#">Integrated Child Development Services (ICDS)</a>

## List of the Schemes for Convergence

Sl.	Concerned Ministry/ Deptt.	Name of the Programme
13	Ministry of Labour & Employment	Grant in Aid on Child and Women Labour
		Skill Development Initiative
		Craftsmen Training Scheme
		Apprenticeship Training Schemes
14	Ministry of Water Resources, River Development & Ganga Rejuvenation	Accelerated Irrigation Benefit Programme (AIBP)
		Repair, Renovation & Restoration (RRR) of Water Bodies
15	Department of Land Resources	<a href="#">Integrated Watershed Development Programme</a>
16	Ministry of Micro, Small and Medium Enterprises	Prime Minister's Employment Generation Programme
17	Ministry of Panchayati Raj	<a href="#">Backward Regions Grant Fund</a>
18	Ministry of New and Renewable Energy	National Biogas and Manure Management Programme
		Solar Energy Programme
19	Banks	Priority Sector Lending
		Differential Rate of Interest Scheme