

ANNUAL REPORT

2012-13



सत्यमेव जयते

Government of India
Ministry of Social Justice & Empowerment
Deptt. of Social Justice and Empowerment

ANNUAL REPORT 2012-13



सत्यमेव जयते

Ministry of Social Justice and Empowerment
Department of Social Justice and Empowerment
Government of India

<http://www.socialjustice.nic.in>

CONTENTS

CHAPTER/SECTION	Title	Page
1. Introduction		1
1.1	Historical Background of the Ministry	1
1.2	Work Allocated to the Ministry	1
1.3	Definitions of the Department of SJ&E's Target Groups	2
1.4	Organisational Set Up of the Department of SJ&E	3
1.5	Important Constitutional Provisions relevant for the Department of SJ&E's work	3
1.6	Acts implemented by the Department of SJ&E	7
1.7	National Commissions, Statutory Bodies and Foundations	7
1.8	Parliamentary Committees	7
2. Major Achievements/Events during 2012-13		9
3. 12th Five Year Plan, 2012-17 and Annual Plan, 2012-13		19
3.1	Formulation of 12 th Five Year Plan of the Ministry	19
3.2	Target Group-Wise Approach as Spelt out in XII Five Year Plan - 2012-17	19
3.3	Plan Outlay and Expenditure during 11 th Plan Period (2007-12), Plan Outlay envisaged in 12 th Five Year Plan and BE and RE of Annual Plan, 2012-13	27
3.4	Annual Plan, 2012-13	28
4. Scheduled Castes		31
4.1	An Overview	31
4.2	Definition and Specification of Scheduled Castes	31
4.3	Statutory Framework	33
4.4	Liberation & Rehabilitation of Manual Scavengers	41
4.5	Schemes: An Overview	52
4.6	Schemes of Educational Empowerment	52
4.7	Schemes of Economic Empowerment	65
4.8	Schemes of Social Empowerment & Integrated Area Development	76
4.9	Scheme of Grant-in-aid to Voluntary Organizations working for Schedule Castes	82
4.10	National Commissions	84
4.11	Foundations	86
4.12	Reservation in Education & Employment	98

CHAPTER/SECTION	Title	Page
5. Other Backward Classes		99
5.1	An Overview	99
5.2	Central Lists of Other Backward Classes and amendments thereto effected during 2012-13	99
5.3	Statutory Framework	100
5.4	Schemes: An Overview	102
5.5	Schemes of Educational Empowerment	102
5.6	Schemes of Socio-Economic Empowerment	105
5.7	Reservation in Education & Employment	110
6. Social Defence		113
6.1	An Overview	113
6.2	Statutory Framework	113
6.3	Senior Citizens	114
6.4	IPOP	120
6.5	Important Activities of the Department relating to Senior Citizens	121
6.6	Important Programmes/ Activities of Other Ministries	
6.7	Substance/Drug Abuse	125
6.7	Voluntary Organisations for Prevention of Alcoholism and Substance Abuse	127
6.8	Assistance to Voluntary Organizations for Prevention of Alcoholism and Substance (Drug) Abuse and for Social Defence Services	133
6.9	Training and Research in the field of alcoholism and drug demand reduction	134
6.10	Beggary	135
6.11	National Institute of Social Defence (NISD), New Delhi	136
6.12	Celebration of International Day of Older Persons (IDOP) 2012	136
7 Implementation of Programmes in NRE		137
7.1	Introduction	137
7.2	Plan Outlay of the Ministry and Outlay Earmarked for NER	138
7.3	Budget Allocation and Expenditure in NER	138
7.4	Sector-wise/Scheme wise – Achievements in NER 2012-13	139
7.5	Steps taken to Improve Utilization of Funds in the NER	140

CHAPTER/SECTION	Title	Page
8. Gender Budgeting		143
8.1	Introduction	143
8.2	Schemes of the Ministry with Special Provision for Women Beneficiaries	143
8.3	Schemes of the Finance & Development Corporations Specially Focusing on Women Beneficiaries	143
8.4	Financial & Physical Achievements of Schemes Specific to Women	149
9. Monitoring & Evaluation		151
9.1	System of Monitoring the Performance of Schemes/ Programmes	151
9.2	Monitoring of schemes implemented through the Finance and Development Corporations of the Department of SJ&E	153
9.3	Evaluation of Programmes/ Schemes of the Department of SJ&E	155
10. Other Activities		161
10.1	IT Initiatives	161
10.2	Official Language	161
10.3	Vigilance Unit	162
10.4	Media	162
10.5	Implementation of Right to Information Act, 2005	164
10.6	Transparency Initiative	164
10.7	Citizens'/ Client Charter	165
10.8	Public Grievance Redressal Mechanism	165
10.9	Implementation of Reservation Policy in Employment in The Ministry	165
10.10	Guidance and Help	166

ANNEXURES

Annexure	TITLE	PAGE
Chapter 1- Introduction		
1.1	Work allocated to the Ministry of Social Justice and Empowerment under the Allocation of Business Rules	167
1.2	State/UT – wise Population, Literacy Rate, 2001 – for total, SCs and Persons with Disabilities (PD)	170
1.3	Organizational Chart of Ministry of Social Justice & Empowerment	172
1.4	Parliamentary Standing Committee on Social Justice and Empowerment	173
1.5	Consultative Committee for the Ministry of Social Justice and Empowerment	174
1.6	Consultative Committee for the Ministry of Social Justice & Empowerment	175
Chapter 3- Eleventh Five Year Plan and Annual Plan, 2011-12		
3.1	BE RE Expenditure of Department of SJ&E during XI Plan	176
3.2	Scheme wise approved plan out lay for 12 th Plan	180
3.3	Sector-wise and Scheme-wise Annual Plan Outlay for 2012-13, and Financial and Physical Achievements	183
Chapter 4- Scheduled Castes Development		
4.1	State/Ut-Wise Number of Castes Specified as Scheduled Castes	186
4.2	States/Uts-Wise Details of Measures Taken for Implementation of the Protection of Civil Rights Act, 1955	187
4.3	Cases Registered During 2010 Under the Protection of the Civil Rights Act, 1955	188
4.4	State-Wise Cases Registered for Offences Against SCS and STS by Police and their Disposal Under the PCR Act, 1955 During 2010.	189
4.5	Cases Relating to SCS and STS with Courts Under the Protection of Civil Rights Act, 1955 During The Year 2010	190
4.6	State/UT-wise measures for implementation and monitoring of the Scheduled Castes and the Scheduled Tribes (Prevention of Atrocities) Act (P o A Act)	191

Annexure	TITLE	PAGE
4.7	State/UT-wise number of Cases registered under the P o A Act, 1989 during 2010 (in descending order of State/UT in regard to SCs)	192
4.8 (A)	Cases registered by police and their disposal under the Scheduled Castes and the Scheduled Tribes (Prevention of Atrocities) Act, 1989 during the year 2010 (covering Scheduled Castes)	194
4.8 (B)	Cases registered by police and their disposal under the Scheduled Castes and the Scheduled Tribes (Prevention of Atrocities) Act, 1989 during the year 2010 (covering Scheduled Tribes)	195
4.9 (A)	Cases with courts under the Scheduled Castes and the Scheduled Tribes (Prevention of Atrocities) Act, 1989 during the year 2010 (covering Scheduled Castes)	196
4.9 (B)	Cases with courts under the Scheduled Castes and the Scheduled Tribes (Prevention of Atrocities) Act, 1989 during the year 2010 (covering Scheduled Castes)	197
4.10	State/UT – wise central assistance released & beneficiaries covered during the year 2009-10 to 2011-12 under post matric scholarship for SC students	198
4.11	State/UT – wise central assistance released & beneficiaries covered under the centrally sponsored scheme of pre-matric scholarship to the children of those engaged in ‘unclean’ occupations during 2009-10 to 2011-12	199
4.12	State/UT – wise central assistance released & beneficiaries covered during the year 2009-10 to 2011-12 under Babu Jagjivan Ram Chhatrawas Yojana (SC Girls Hostel)	200
4.13	State/UT – wise central assistance released & beneficiaries covered during the year 2009-10 to 2011-12 under Babu Jagjivan Ram Chhatrawas Yojana (SC Boys Hostel)	202
4.14	State-wise, Central assistance released and beneficiaries covered during the year 2009-10 to 2011-12 under Upgradation of merit Scheme for SC students	203
4.15	List of 24 new institutions notified under the scheme of Top Class Education for SC students during the year 2011-12	204
4.16	Central assistance released & beneficiaries covered during the year 2011-12 (upto 31st Jan 2012) under the scheme of Top Class Education for SC students	205

Annexure	TITLE	PAGE
4.17	State/U.T.-wise Central Assistance released and beneficiaries covered under the Scheme of Free Coaching for SC and OBC Students during the years 2009-10, 2010-11 and 2011-12	206
4.18	State/U.T.-wise details of funds released under SCA to SCSP and number of Beneficiaries assisted under the Composite Income Generating Schemes under Scheduled Castes Sub Plan during the years (2009-10 to 2011-12)	207
4.19	States/UTs-wise BPL families assisted and crossed the poverty line during 2005-06 to 2008-09	208
4.20	State-wise Financial & Physical Achievement under the Scheme of Assistance to Scheduled Castes Development Corporation (SCDCs) during 2009-10 to 2011-12	209
4.21	State-wise financial & physical achievement under NSFDC scheme during 2009-10 to 2011-12	214
4.22	State-wise Financial & Physical Achievement under NSKFDC scheme during 2009-10 to 2011-12 (as on 31.12.11)	215
4.23	Status of implementation of Self Employment Scheme for Rehabilitation of Manual Scavengers (SRMS)	216
4.24	Progress of verification of data of manual scavengers provided by NGOs and rehabilitation of remaining manual scavengers - upto 27.1.12	217
4.25	Ministry-wise Earmarking of Plan Outlays under SCSP for 2011-12	218
4.26	Statement of Priority Sector Advances to SCs/STs (As on 31.3.2009)	219
4.27	State/U.T.-wise Central assistance released under the Centrally Sponsored Scheme for implementation of the Protection of Civil Rights Act, 1955 and the Scheduled Castes and the Scheduled Tribes (Prevention of Atrocities) Act, 1989, during 2009-10 to 2011-12	220
4.28	Incentive amount for inter caste marriage	221
4.29	State/UT-wise Central assistance released for incentive for inter-caste marriages and number of couples covered during 2009-10 to 2011-12	222
4.30	State/UT wise central assistance released for relief to victim of atrocities during 2009-10 to 2011-12	223

Annexure	TITLE	PAGE
Chapter 5- Other Backward Classes		
5.1	State/UT-wise number of entries in the Central list of OBCs as on 31.03.2012	251
5.2	Scheme of Post-Matric scholarship to OBC students (PMS-OBC Scheme): under the scheme, the scholars have been categorized in four groups {(A) to (D)}	252
5.3	State-wise status of payment of scholarship to OBCs through Bank/ On-line	253
5.4	State wise location of hostels sanctioned under Centrally Sponsored scheme of construction of hostel for OBC boys and/girls during 2009-10, 2010-11 and 2011-12	254
5.5	State-wise physical and financial achievement under the Centrally Sponsored Scheme of "Pre-Matric scholarships to OBC students"	258
5.6	State-wise physical & financial achievements under the centrally sponsored scheme of "Post-Matric scholarships to OBC students"	259
5.7	State-wise physical & financial achievements under the centrally sponsored scheme of "Construction of hostels for OBC boys and girls"	260
5.8	State-wise details of Grant-in-aid to NGOs under the scheme of 'Assistance to Voluntary Organizations working for the welfare of OBCs' during 2011-12	261
5.9	Abstract of State-wise details of Grant in aid to NGOs under the Scheme of 'Assistance to Voluntary Organizations working for the welfare of OBCs' during 2009-10 to 2011-12	264
5.10	NBCFDC Statement showing disbursement and no. of beneficiaries assisted during the year 2010-11 and 2011-12	265
Chapter 6- Social Defence		
6.1	Percentage share in total populating of Persons aged 60 + by sex and residence, India, States and Union Territories, Census 2001	266
6.2	State-wise projected Sr. Citizens population by sex (as % of the total Population)	268
6.3	Old age dependency ratio by sex and residence, India, States and Union Territories 2001	270

Annexure	TITLE	PAGE
6.4	Status of steps taken by the notifying States/UTs	272
6.5	State wise progress report regarding maintenance and welfare of Parents and Sr. Citizens Act-2007 (as on 31.03.2011)	273
6.6	Abstract of State-wise details of Grants in aid given to NGOs under the scheme of Integrated Programme for Older Persons during 2011-12 (as on 31.03.2012)	274
6.7	Grant in aid released to NGOs under the scheme of IPOP during 2011-12	315
6.8	State and project/purpose wise details of grants in aid to NGOs under the scheme of Integrated Programme for Older Persons during 2011-12 (as on 31.03.2012)	319
6.9	State-Wise Details of Grants-in-aid Released to Ngos under the central sector scheme for Assistance of Prevention of Alcoholism and Substance (Drugs) Abuse during 2012-13	320
Chapter 10- Other Activities		
10.1	Annual Statement showing representation of SC/ST/OBCs as on 1st January of the year 2012 and the number of appointments made during the preceding year 2011	341

CHAPTER 1

INTRODUCTION

1.1 Historical Background

1.1.1 The erstwhile Ministry of Welfare was formed on 25th September, 1985 by transferring subjects relating to welfare of Scheduled Castes, Scheduled Tribes, Minorities and Other Backward Classes from the Ministry of Home Affairs and the welfare of the Disabled and programmes of Social Defence from the erstwhile Ministry of Social and Women's Welfare. Work relating to Wakfs was transferred from the Ministry of Law to the Ministry of Welfare in January, 1986.

1.1.2 The name of the Ministry of Welfare was changed to the Ministry of Social Justice & Empowerment in May, 1998. In October, 1999, the Tribal Development Division was moved out to form a separate Ministry of Tribal Affairs. In January, 2007, the Minorities Division along with Wakf Unit was moved out of the Ministry and formed as a separate Ministry of Minority Affairs, and the Child Development Division was merged with the Ministry of Women & Child Development.

1.1.3 The Ministry of Social Justice & Empowerment vide Gazette Notification dated 14.5.2012 has now been bifurcated into following two Departments:

- i. Department of Social Justice and Empowerment
- ii. Department of Disability Affairs

The business allocated to the two Departments of the Ministry is given at **Annexure 1.1**

1.2 Work Allocated to the Department of SJ&E

1.2.1 The Department of SJ&E is entrusted mainly with the task of empowerment of the following disadvantaged and marginalized target groups:

- Scheduled Castes (SCs)
- Other Backward Classes (OBCs)
- Senior Citizens, and
- Victims of Substance Abuse.

1.2.2 **Vision:** To build a society wherein members of the target groups of the Department of SJ&E, namely Scheduled Castes (SCs), Other Backward Classes (OBCs), Senior Citizens, and Victims of Substance Abuse can lead productive, safe and dignified lives, with all their basic needs being fulfilled, and *where equal opportunities are ensured for the growth and development for SCs, OBCs and adequate support and opportunities **are ensured** for Senior citizens and victims of substance abuse.*

1.2.3 The Mission of the Department of SJ&E is to empower its target groups, namely, (i) Scheduled Castes, (ii) Backward Classes, (iii) Senior citizens, and (iv) Victims of alcoholism and substance abuse through programmes for educational, economic and social development and rehabilitation as appropriate.

1.2.4 To accomplish the vision and mission, Department of SJ&E has laid down the following objectives for itself:

- (i) Educational and Economic Development and Social Empowerment of Scheduled Castes (SCs)
- (ii) Educational and Economic Development and Social Empowerment of Other Backward Classes (OBCs)
- (iii) Support to Senior Citizens by way of their Maintenance, Welfare, Security, Health Care and Productive and independent living
- (iv) Rehabilitation, through 'whole person recovery' approach, of victims of substance abuse

1.3 Definitions of the Target Groups

The above four target groups are defined as follows:-

- (i) "Scheduled Castes" are "castes, races or tribes or parts of or groups within castes, races or tribes", which the President, by public notification, "specifies" to be scheduled castes in relation to a State or Union Territory. (Article 341, Constitution of India)
- (ii) "**Backward Classes**" means such classes of citizens, other than the Scheduled Castes and the Scheduled Tribes, as the Central Government may specify in "lists" prepared from time to time for the purpose of reservation in appointments in favour of such classes of citizens which, in the opinion of that Government, are not adequately represented in the services under the Government of India and any local or other authority. (Section 2, National Commission for Backward Classes Act, 1993)
- (iii) "**Senior Citizen**" means a citizen of India who has attained the age of 60 years or above. (Section 2, The Maintenance and Welfare of Parents and Senior Citizens Act, 2007)
- (iv) "**Victim of Substance Abuse**", in the context of this Department of SJ&E, broadly, means a person who is addicted to / dependent on alcohol, narcotic drugs, psychotropic substances or any other addictive substances (other than tobacco), e.g. pharmaceutical drugs, etc., and generally includes the immediate family members of such persons. [This is an enlarged version of the term "**addict**" as defined in Section 2 of The Narcotic Drugs and Psychotropic Substances Act, 1985.]

1.3.1 Population of the Department of SJ&E's Main Target Groups

The population of the above mentioned target groups of the Department of SJ&E (mostly as per Census 2001) is given below:

S. No.	Target Group	Population and its % in total Population (as per 2001 Census unless otherwise stated)
1	Scheduled Castes	16.7 crore (16.2%)
2	Other Backward Classes	Caste Census has not been done since 1931. The Mandal Commission had estimated OBC population at 52% of the total population while NSSO (2004-05) had estimated it to be 41%.
4	Senior Citizens	7.7 crore (7.5%)
5	Victim of Substance Abuse	Authentic data not available. At least 1% of the population is believed to be addicted.

State-wise population of SCs as well as their literacy rates, as per Census, 2001 is at **Annexure-1.2**

1.4 Organizational Set Up of the Department of SJ&E

1.4.1 The Ministry of SJ&E was under the charge of the following Ministers during 2012-13:-

S. No.	Name of the Minister	From	To
1	Shri Mukul Wasnik, Cabinet Minister	May 29 th , 2009	27 th October, 2012
2	Ms. Kumari Selja Cabinet Minister	28 th October 2012	onwards
3	Shri D. Napoleon, Minister of State	June 1 st , 2009	21.3.2013
4	Shri Poorika Balaram Nayak, Minister of State	28 th October 2012	onwards

1.4.2 The Organizational set up of the Department of SJ&E is at **Annexure-1.3**.

1.5 Important Constitutional Provisions relevant for the Department of SJ&E's work

1.5.1 The term **"social justice"** figures right in the Preamble to the Constitution which mentions, securing to all citizens;

"Justice, social, economic and political" as the first of the four goals of the Constitution

Part IV of the Constitution lays down certain "Directive Principles of State Policy" which, though not enforceable by any Court, "are nevertheless fundamental in the governance of the country" and which, "it shall be the duty of the State to apply" in making laws.

The very first directive principle (Article 38) states that the "State shall strive to promote the welfare of people by securing and protecting, as effectively as it may, a social order in which **"justice, social, economic and political"** shall inform all institutions of national life.

Articles 38, 41, 46 and 47 in Part IV ("Directive Principles of State Policy") of the Constitution are specially relevant for the work of this Department of SJ&E and are quoted below:-

Article 38: State to secure a social order for the promotion of welfare of the people-

- (1) **The State shall strive to promote the welfare of the people by securing and protecting as effectively as it may a social order in which justice, social, economic and political, shall inform all the institutions of the national life.**
- (2) **The State shall, in particular, strive to minimize the inequalities in income, and endeavor to eliminate inequalities in status, facilities and opportunities, not only amongst individuals but also amongst groups of people residing in different areas or engaged in different vocations.**

Article 41: Right to work, to education and to public assistance in certain cases-

The State shall, within the limits of its economic capacity and development, make effective provision for securing the right to work, to education and to public assistance in cases of

unemployment, **old age**, sickness and **disablement**, and in other cases of undeserved want.

Article 46: Promotion of educational and economic interests of Scheduled Castes, Scheduled Tribes and other weaker sections-

The State shall promote with special care the **educational and economic interests of the weaker sections of the people**, and, in particular, of the **Scheduled Castes** and the Scheduled Tribes, and shall **protect them from social injustice and all forms of exploitation.**"

Article 47: Duty of the State to raise the level of nutrition and the standard of living and to improve public health-

The State shall regard the raising of the level of nutrition and the standard of living of its people and the improvement of public health as among its primary duties **and, in particular, the State shall endeavor to bring about prohibition of the consumption except for medicinal purposes of intoxicating drinks and of drugs which are injurious to health.**

[Emphasis in the text of the articles reproduced above has been added]

1.5.2 Some other important Constitutional provisions pertaining to the target groups of the Department of SJ&E are given below:-

A. Scheduled Castes

(i) Specification of a Caste as a Scheduled Caste:

Article 341 of the Constitution deals with "specification" of a caste as a Scheduled Caste, as also modification, inclusion in and exclusion from the list of Scheduled Castes

(ii) Definition of "Scheduled Caste":

'Scheduled Castes' are defined in Article 366(24) of the Constitution, as - "such castes, races or tribes or parts of or groups within such castes, races or tribes as are deemed under article 341 to be Scheduled Castes for the purpose of the Constitution."

(iii) Social Safeguards:

Article 17 of the Constitution abolishes **untouchability, forbids its practice in any form, and declares enforcement of any disability arising out of "untouchability" to be an offence punishable in accordance with Law.**

(iv) Educational and Public Employment-related Safeguards:

The following articles of the Constitution enable reservation for Scheduled Castes in admission to Educational Institutions and in public employment:

Article	Title
15	Prohibition of discrimination on grounds of religion, race, caste, sex or place of birth.
16	Equality of opportunity in matters of public employment

(v) **Political Safeguards:**

The following articles provide for reservation of seats for Scheduled Castes in elections to various bodies:

Article	Title
330	Reservation of seats for Scheduled Castes and Scheduled Tribes in the House of the People
332	Reservation of seats for Scheduled Castes and Scheduled Tribes in the Legislative Assemblies of the States
243D	Reservation of seats in Panchayats
243T	Reservation of seats in Municipalities

(vi) **Agency for monitoring safeguards:**

Article 338 provides for constitution of a **National Commission for Scheduled Castes (NCSC)**, to, *inter-alia*, “investigate and monitor all matters relating to the safeguards provided for the Scheduled Castes” in the Constitution, any law, or order of the Government, and “to evaluate the working of such safeguards”. Further, as per clause (9) of this Article, “the Union and every State Government shall consult the Commission on all major policy matters affecting the Scheduled Castes.”

B. Backward Classes

- (i) **Article 340** of the Constitution deals with **Appointment of a Commission to investigate the conditions of backward classes**. A Commission so appointed shall investigate the matters referred to it and present to the President a report setting out the facts as found by it and making such recommendations as it thinks proper.
- (ii) Article 15 and 16, referred to in sub-para A (iv) above, also enable reservation for Backward Classes in admission to educational institutions, and in public employment.
- (iii) For purposes of Article 338 (“National Commission for Scheduled Castes”), “reference to the Scheduled Castes shall be construed as including references to....other backward classes” besides to the Anglo Indian Community.

C. Senior Citizens

Article 41 (**“Right to work, to education and to public assistance in certain cases”**) of the Constitution, as quoted in para 1.5.1 above, makes certain provisions for inter-alia, the above two group.

D. Prevention of Substance Abuse

Article 47 (**“Duty of the State to raise the level of nutrition and the standard of living and to improve public health”**) as quoted in para 1.5.1 above, makes provisions for inter-alia, curbing consumption of intoxicating substances, which are injurious to health.

E. Status of Subjects allocated to the Department of SJ&E vis-à-vis entries in the Seventh, Eleventh & Twelfth Schedules of the Constitution

The Seventh Schedule of the Constitution contains the Union, State and Concurrent Lists. The Eleventh and the Twelfth Schedules contain lists of subjects (though not exhaustive) in respect of which powers and responsibilities may devolve upon Panchayats and Municipalities, respectively, through law made by the concerned State Legislature.

The above three Schedules contain the following entries which are connected, directly or indirectly, with the work of the Department of SJ&E of Social Justice & Empowerment:-

Seventh Schedule	List I – Union List
(Ref.: Art.246)	59. Cultivation, manufacture, and sale for export, of opium 97. Any other matter not enumerated in List II or List III including any tax not mentioned in either of those Lists.
	List II – State List
	6. Public Health and Sanitation ; hospitals and dispensaries 8. Intoxicating liquors, that is to say, the production, manufacture, possession, transport, purchase and sale of intoxicating liquors 9. Relief of theand unemployable.
	List III – Concurrent List
	15. Vagrancy; nomadic and migratory tribes. 19. Drugs and poisons, subject to the provisions of entry 59 of List I with respect to opium. 20. Economic and social planning. 23. Social security and social insurance; employment and unemployment
Eleventh Schedule (Ref.:Art.243G)	16. Poverty alleviation programme 17. Education, including primary and secondary schools 18. Technical training and vocational education 19. Adult and non-formal education 23. Health and sanitation , including hospitals, primary health centers and dispensaries 24. Family welfare 25. Women and child development 26. Social welfare 27. Welfare of the weaker sections, and in particular, of the Scheduled Castes
Twelfth Schedule (Ref.: Art.243W)	3. Planning for economic and social development 6. Public health, sanitation , conservancyand solid waste management 9.Safeguarding the interests of weaker sections of society, 10. Slum improvement and upgradation 11. Urban poverty alleviation

1.6 Acts implemented by the Department of SJ&E

1.6.1 The Department of SJ&E is the nodal Department of SJ&E for the implementation of the following four Acts:-

1	The Protection of Civil Rights Act, 1955(excluding administration of criminal justice for offences under the Act)
2	The Scheduled Castes and the Scheduled Tribes (Prevention of Atrocities) Act, 1989
3	National Commission for Backward Classes Act, 1993
4	The Maintenance and Welfare of Parents and Senior Citizens Act, 2007

1.7 National Commissions, Foundations and Corporations

1.7.1 There are two Statutory National Commissions, one non-statutory Commission, two Foundations and three Finance and Development Corporations under the Department of SJ&E. These are:-

Commissions

- 1 National Commission for Scheduled Castes (Constitutional Body)
- 2 National Commission for Backward Classes (Statutory Body)
- 3 National Commission for Safai Karamcharis (Non-Statutory)

Foundations

- 1 Dr. Ambedkar Foundation.
- 2 Babu Jagjivan Ram National Foundation

Corporations

- 1 National Scheduled Castes Finance and Development Corporation, New Delhi.
- 2 National Safai Karamcharis Finance and Development Corporation, New Delhi.
- 3 National Backward Classes Finance and Development Corporation, New Delhi.

1.8 Parliamentary Committees

Department-related Parliamentary Standing Committee

1.8.1 Parliamentary Standing Committee attached to this Department of SJ&E has 28 Members, as per details in **Annexure 1.5**. The Committee took the evidence of representatives of this Department of SJ&E during 2012-13 as follows:

Sl. No.	Date	Subject
1.	9.4.2012	Demands for Grants (2012-13) of the Department of SJ&E

Committee on the Welfare of OBCs

The Committee on the Welfare of OBCs held its meeting as per following details:

Sl. No.	Date	Subject
1	29.6.2012	Measures for strengthening and giving constitutional status to National Commission for Backward Classes.
2	17.7.2012	
3	24.7.2012	
4	23.8.2012	

Consultative Committee

1.8.2 The Consultative Committee attached to the Department of SJ&E has 12 members, as per details in **Annexure 1.5**. Three meetings of the Consultative Committee were held during 2012-13 under the Chairpersonship of the Minister for Social Justice & Empowerment, as per following details:

S.No.	Date of Meeting	Subject discussed
1	1.8.2012	National Scheduled Castes Finance Development Corporation
2	6.9.2012	National Backward Classes Finance & Development Corporation
3	8.11.2012	Maintenance and Welfare of Parents and Senior Citizens Act, 2007

CHAPTER 2

MAJOR ACHIEVEMENTS/EVENTS DURING 2012-13

A. PLAN OUTLAY & ITS UTILISATION

Enhancement in Plan Outlay

2.1 The plan outlay allocated to Department of Social Justice and Empowerment for 12th Five Year Plan has been enhanced to Rs 29400 crore from Rs 11143 crore in the 11th Five Year Plan i.e. increased by 163.84%. Annual Plan Outlay (BE) for the Department of Social Justice and Empowerment for 2012-13 was fixed at Rs. 5415 crore which was 10.6% higher than the previous year's BE of Rs 4895 crore. The Bureau wise break-up of the outlay for the year 2011-12 and 2012-13 is given as under:

(Amount in Rs. crore)

S. No.	Sector/Bureau	BE, 2011-12	B.E. 2012-13	Increase / Decrease over 2011-12	%age Increase / Decrease over 2011-12
1	2	3	4	5	6
1.	Scheduled Castes Development	4056.00	4300.00	244.00	6.02
2.	Backward Classes Development	716.00	900.00	184.00	25.70
3	Social Defence	123.00	215.00	92.00	74.80
	Total	4895.00	5415.00	520.00	10.62

Utilization of Plan Outlay in 2011-12 and 2012-13

2.2 The Plan outlay (BE) of Rs 5415 crore for the Department of Social Justice and Empowerment for the financial year, 2012-13 was reduced to Rs.4750.77 crore at the RE stage. Actual utilization at Rs.4657.36crore was 98.03% of the RE. The Plan outlay (RE) for 2011-12 and 2012-13 and their Sector/Bureau-wise utilization are given hereunder:

(Amount in Rs Crore)

S. No.	Sector/Bureau	Plan Outlay and Expenditure in 2012-13					
		2011-12			2012-13		
		RE	Actual Exp	Exp as % of RE	RE	Expenditure	Exp as % of RE
1	2	3	4	5	6	7	8
1.	Scheduled Castes Development	4019.05	3971.87	98.83	3856.73	3824.10	99.15
2.	Backward Classes Development	677.00	655.77	96.86	816.54	755.84	92.57
3.	Social Defence +Media+ Sectt etc.	92.25	86.74	94.03	77.50	77.42	99.90
	Total	4788.30	4714.38	98.46	4750.77	4657.36	98.03

B. SCHEDULED CASTES

2.3 In 2012-13, Rs 4300 crore, which is 79.4% of the Department's total Annual Plan Outlay, was allocated for the development of Scheduled Castes, which represent an increase of 6.07% over the allocation of Rs 4054 crore in 2011-12. Progress of utilization under important schemes for scheduled castes development, which account for 84.28 % of the plan outlay of the sector, is as follows:

S. No	Scheme	Plan Outlay 2012-13		Expenditure As on 31-03-2013	Expenditure as per cent to RE, 2012-13
		BE	RE		
	Post-Matric Scholarship for SCs	1500.00	1500.00	1656.60	110.44
	Special Central Assistance to Scheduled Castes Sub Plan	1200.00	1050.00	872.00	83.04
	Pre-Matric Scholarship SC Children.	824.00	938.70	931.37	99.22
	Implementation of Protection of Civil Rights Act and Scheduled Castes & Scheduled Tribes (Prevention of Atrocities) Act	100.00	84.00	97.44	116.00
	Total	3624.00	3572.70	3557.41	99.57

Introduction of a New Scheme "Pre-Matric Scholarship Scheme for SC Students"

2.4 In pursuance to the announcement made by the Finance Minister in his Budget Speech for 2011-12 to introduce a scholarship scheme for needy students belonging to the Scheduled Castes and Scheduled Tribes studying in classes IX and X, the Scheme of Pre-Matric Scholarship Scheme for SC students (Class IX and X) was introduced **with effect from 01.07.2012**. The objective of the scheme is to support parents of SC children for education of their wards **studying in classes IX and X** so that the incidence of drop-out, especially in the transition from the elementary to the secondary stage is minimized. For being eligible under this Scheme, the student should belong to Scheduled Caste and her/ his Parent/Guardian's income should not exceed Rs. 2 lakh per annum.

2.5 The Scheme was communicated to all the State Governments/UTs vide Ministry's letter dated 15.06.2012. State Governments/UT administrations were requested to give wide publicity to the provisions of the new Pre-Matric Scheme, and take suitable steps to implement the Scheme with effect from 01.07.2012. They were also requested to send a complete proposal for availing Central assistance under the Scheme during 2012-13.

New law for Prohibition of Employment of Manual Scavengers and their Rehabilitation

2.6 In pursuance of the National Advisory Council's (NACs) resolution of 23.10.10, and its recommendations dated 25.5.2011, regarding elimination of manual scavenging, the Cabinet in

its meeting held on 23.8.2012 approved the introduction of a new Bill, namely “The Prohibition of Employment of Manual Scavengers and their Rehabilitation Bill, 2012”, in Parliament. The Bill was introduced in the Lok Sabha on 03.09.2012.

Constitution of an Inter-Ministerial Committee for effective implementation of SCSP

2.7. The Planning Commission has, vide their Order dated 17th January, 2013 constituted an Inter Ministerial Committee to examine ways to effectively implement SCSP and TSP as the essential instrument accomplishing inclusive growth. The terms of reference of the Committee are stated to be as under:

- a) To explore the possibility of converting the prevalent ‘post facto accounting approach’ to the SCSP/TSP into a robust ‘pro-active planning’ approach with a view to ensure inclusive growth. In this regard, rather than focusing only on ‘earmarking’ funds on pro-rata accounting basis in the existing schemes, new and innovative schemes should be proposed which have the potential to bridge the gaps in development between SCs / STs and others.
- b) To prepare guidelines for effective implementation of SCSP / TSP in the 12th Five-Year Plan. The Inter-Ministerial Committee should especially take into account the existing guidelines issued in 2006, the recommended guidelines of the Narendra Jadhav Task Force 2010, recommendations of the National Advisory Council and other concerned organizations and propose measures to strengthen the delivery and implementation mechanisms

Revision of Free Coaching Scheme for SC students:

2.8. The Scheme was revised by the Government with effect from 01.08.2012, and the following modifications were made in the scheme:

- a) Annual Family income ceiling: Increase from Rs. 2.00 lakh to Rs.3.00 lakh.
- b) Rate of stipend: Increase from Rs.750/- to Rs.1500/- for local students, and from Rs.1500/- to Rs.3000/- for outstation students.
- c) Coverage Entrance Examinations for IIT-JEE, AIEEE, AIPMT, CAT&CLAT have been added to the existing courses.
- d) Empanelment of implementing agencies for 03 years has been introduced.

2.9 **121st ‘Birth Anniversary’ and 56th ‘Mahaparinirvan Diwas’ of Dr. B. R. Ambedkar** were organized at Parliament House lawns on 14.04.2012 and 06.12.2012 respectively.

2.10 The 105th ‘Birth Anniversary’ and 26th ‘Death Anniversary’ of Babu Jagjivan Ram were observed at Samatha Sthal, Delhi on 5th April, 2012 and 6th July, 2012 respectively.

Organization of Dr. Ambedkar Memorial Lecture:

2.11. The Dr. Ambedkar Memorial Lecture - 2012 was delivered by Shri M. Hamid Ansari, Vice-President of India on the theme “*Some Questions on Elections, Representation and Democracy*” on **17th December, 2012.**

Babu Jagjivan Ram Memorial National Seminar:

2.12 A one-day Babu Jagjivan Ram Memorial National Seminar on “Parliamentary Democracy in India : Issues and Challenges”, was held at IIPA, New Delhi on December 16, 2012.

C. SOCIAL DEFENCE

International Day for Older Persons (IDOP) celebrated on 1.10.2012

2.13. The Department of Social Justice and Empowerment observed the International Day of Older Persons on 1st October 2012 on the Theme “Security for Senior Citizens”. The Department in collaboration with Help Age India, organized an Inter-generational Walkathon at the India Gate Lawns, Rajpath, New Delhi on the morning of 1st October, 2012. A function was organized at the Vigyan Bhavan wherein Vayoshreshtha Sammans were conferred on eminent Senior Citizens and Institutions in recognition for their contribution towards the cause of the elderly. Department for Home Affairs, Shri Sushil Kumar Shinde, was the Chief Guest at the function. This Department also sponsored Help Age India in organizing an Inter-generational Walkathon in 9 State Capitals, namely, Chandigarh, Shimla, Jaipur, Guwahati, Bhubaneswar, Bhopal, Chennai, Mumbai and Ahmadabad and one important city Kochi on 1st October 2012. This Department also sponsored the Walkathon and Awareness Rally on the theme “Safety and Security of Senior Citizens” organized in Dehradun.

National Conference on Ageing held

2.14. The first ever National Conference on Ageing was held in New Delhi on 6th and 7th November, 2012 with an objective to (a) sensitize all stakeholders on ageing issues, and (b) review the various interventions of Central Government, State Governments/ UT Administrations, NGOs and the Civil Society. The focus of the Conference was on best practices and to prepare a Plan of Action for more effective implementation of various programmes for the welfare of senior citizens.

2.15 Representatives from the concerned Central Government Ministries/ Departments; concerned departments of all State Governments and Union Territories, Human Rights Commissions, Planning Boards, International Organizations like WHO, UNFPA, FAO, ILO, World Bank, ISSO, NGOs, reputed Academic Institutions, Senior Citizens Associations, Experts and Activists working in the field of senior citizens, etc. participated in the Conference.

2.16 On 6th November 2012, the Conference began with the inaugural session, followed by two-and-a-half hour session to review the salient features of the National Policy on Older Persons and the Maintenance and Welfare of Parents and Senior Citizens Act 2007. The participants were then divided into four groups in the post lunch session and they discussed on 4 identified themes – Financial and Social security; Health care; Family and Community care and special elderly groups (such as older old, rural elderly, widows, persons with disabilities etc.). Each group prepared a Report with their recommendations, which was presented in the plenary session, on 7th November 2012. After the presentation by each group, there was general discussion in the Plenary and an Action Plan was prepared for more effective implementation of various programmes for the welfare of senior citizens. The report/recommendation of the Conference was sent to the Ministries/Departments for appropriate action.

Drug Abuse Prevention

National Awards for outstanding services in the field of Prevention of Alcoholism and Substance (Drug) Abuse

2.17 Substance abuse being a psycho-social-medical problem, community based intervention through Non-Government Organisations (NGOs), Panchayat/Municipal bodies, Educational Institutions etc. has been considered as the best approach for treatment and rehabilitation of the addicts. In order to recognise the efforts and encourage excellence in the field of prevention of substance abuse and rehabilitation of its victims, the Department of social Justice and Empowerment has published a Notification in the Gazette of India on 31.12.2012 about the "Scheme of National Awards for outstanding services in the field of Prevention of Alcoholism and Substance (Drug) Abuse". The Scheme shall be applicable to Institutions and individuals working in the field of Prevention of Drug and Alcoholism Abuse. The awards shall be conferred on the awardees in a function to be held in New Delhi on the 26th June every year, on the occasion of "**International Day against Drug Abuse and Illicit Trafficking**".

Awareness Generation Programme about the ill-effects of Alcoholism and Substance (Drug) Abuse

2.18 The Department, in collaboration with the Nehru Yuva Kendra Sangathan (NYKS) started an awareness generation programme in 3000 villages of 10 Districts in the State of Punjab and 750 villages of 7 Districts in the State of Manipur. NYKS through its network of volunteers at the village level created awareness about the ill-effects of alcoholism and substances (drug) abuse among the rural masses, identified the addicts and organized de-addiction camps for them.

2.19 The Department has also, in collaboration with the National Bal Bhavan, New Delhi, an autonomous organization under the Ministry of Human Resource Development, carried out an awareness generation about the ill effects of drug abuse among the children in the age group of 12 to 16 years in the country through a series of activities like poster making, creative writing, lectures, rallies, nukkad natak, etc. at local, zonal and national level.

Advanced Pilot Survey on the extent, pattern and trends of drug abuse in the State of Maharashtra, Manipur and Punjab

2.20 On the request of the Ministry, a Pilot Survey on the extent, pattern and trends of drug abuse has been carried out by the National Sample Survey Office (NSSO) in March-April 2010 in the cities of Amritsar, Imphal and Mumbai using the method of network sampling. The survey was conducted with the help of NGOs identified by the Department. The main objective of the pilot survey was to test the efficacy of the sampling design and survey instrument to be adopted for a national survey. As the draft report of the pilot survey did not give a realistic picture of the prevalence of drug abuse, it was decided that on the basis of experience gained during the first pilot survey, an advanced pilot survey for 3 States viz. Punjab, Maharashtra and Manipur be conducted in which the left out groups like street children, homeless and educational institutions should form part of the sample to be surveyed. Accordingly, NSSO has been requested to carry out the survey.

Celebration of International Day against Drug Abuse and Illicit Trafficking on 26th June, 2012

2.21. The International Day against Drug Abuse and Illicit Trafficking was observed on 26th June, 2012. The main function for observance of this day was presided over by the Minister for Social Justice & Empowerment. Shri Ajay Maken, Minister of State for Youth Affairs & Sports, attended the function as the Chief Guest. Hon'ble Minister of State for Social Justice & Empowerment along with other officials and dignitaries also attended the function.

2.22 On this Occasion, the message of the UN Secretary General was read by the Representative UNODC, Regional Office South Asia, Ms Cristina Albertin. An Audio Visual Presentation by the Nehru Yuva Kendra Sangathan (NYKS) on awareness generation Project going on in the States of Punjab and Manipur was made. An audio visual presentation was also made by the National Bal Bhawan on the awareness generation programme undertaken by them. A cultural programme was presented by the artistes of the North Zone Culture Centre Chandigarh and the North East Zone Culture Centre Dimapur. Prizes were distributed to the children of the National Bal Bhawan who were winners of the competitions organized as a part of the awareness generation

D. REVIEW MEETINGS

Regional Meetings of State Secretaries of Welfare/Social Justice

2.23 Every year, the Ministry organizes an Annual Conference of the Secretaries of Welfare/Social Justice of the States to discuss important issues and review the implementation of schemes pertaining to the Ministry. This year, the Ministry decided to hold 5 Regional Meetings with the State Secretaries in order to have closer interaction with the States on the issues concerning the Schemes of the Ministry as per following details:

Date of Meetings	States	Subjects for discussion in the meeting
24.9.2012	Northern States	Review the progress of implementation of, policies, schemes/programmes and various Statutory Acts relating to the target groups of this Ministry, viz. Scheduled Castes, Other Backward Classes, Senior Citizens, and Victims of Substance Abuse.
15.10.2012	Eastern States	
31.10.2012	Western States	
9.11.2012	Southern States	
20.11.2013	North Eastern States	

E. NATIONAL FINANCE & DEVELOPMENT CORPORATIONS OF THE DEPARTMENT

2.24 The Department has three **national level finance and development corporations** viz. (i) National Scheduled Castes Finance & Development Corporation (NSFDC), (ii) National Safai Karamcharis Finance and Development Corporation (NSKFDC), and (iii) National Backward Classes Finance & Development Corporation (NBCFDC), which provide loans for income

generating activities at concessional interest rates, through their State Channelizing Agencies (SCAs) to target groups of the Department, viz. SCs, Safai Karamcharis, and OBCs, respectively. 177457 Beneficiaries belonging to the Department's target groups were provided concessional loans up to 31.3.2013 through the above **three national-level Finance and Development Corporations**, as per details given below:

Sl. No.	Corporation	Amount of Loan disbursed (April, 2012 – March 2013) (Rs. in crore)				No. of beneficiaries (April, 2012 – March 2013)			
		Term Loan	Micro finance	Others	Total	Term Loan	Micro finance	Others	Total
1.	NSFDC	77.94	14.96	22.86	115.55	10734	2942	5830	19506
2.	NSKFDC	51.53	17.96	8.90	78.39	2429	6688	2864	11981
3.	NBCFDC	117.42	107.78	-	225.20	29385	116585	-	145970
Total		246.89	140.7	31.76	419.14	42548	126215	8694	177457

Equity support to Apex Corporations:

2.25 A total of Rs. **175.65** crore was released by the Department to its three Apex Corporations by way of equity support during 2012-13 as per the following details:-

(Amount in Rs. Crore)

S. No	Corporation	Authorized Share Capital	Equity Support released during 2012-13	Paid up Capital as on 31 January 2013
1	NSFDC	1000	98	779.80
2	NSKFDC	600	50	399.99
3	NBCFDC	700	27.65	700
Total		1400	175.65	1879.79

Revision of annual family income eligibility criteria for the schemes of the NSFDC

2.26 In view of the revised poverty estimates for the year 2009-10, published by the Planning Commission in March, 2012, the National Scheduled Castes Finance and Development Corporation (NSFDC) has revised the annual family income eligibility criteria to avail concessional loans and other schemes with effect from 06.11.2012 as follows:

Area	Annual Family Income	
	Existing	Revised
Rural	Rs.40,000/-	Rs.81,000/-
Urban	Rs.55,000/-	Rs.1,03,000/-

Marketing Activities for the Beneficiaries of the Department's Target Group

2.27 SHILPOTSAV-2012 : The Shilpotsava was organized by NBCFDC from 1-11 November, 2012 at Dilli Haat, Opp. INA Market, and New Delhi. The Shilpotsava was inaugurated by the Secretary, Ministry of SJ&E on 1st November, 2012 in the presence of Additional Secretary (SJ&E), Joint Secretary (BC & Media), Senior Officers of the Ministry and CMDs and MDs of Apex Corporations.

2.28 All the Apex Corporations viz. NBCFDC, NSKFDC, NSFDC & NHFDC along with National Trusts, ALIMCO, IPH, NISD, NIHH, NIMH, NIRTAR and Ambedkar Foundation under the aegis of the Ministry of Social Justice & Empowerment participated in the Shilpotsav-2012. During the Shilpotsava, 147 stalls were allocated and the sale record was Rs.1.27 crore.

2.29 A Buyer Seller Meet was organized in Dilli Haat on 07.11.2012 with Export Promotion Council for Handicrafts. The officials of the Export Promotion Council for Handicrafts (EPCH) interacted with the beneficiaries of the Apex Corporations, gave guidance/suggestions for innovation/improvement of their products.

2.30 A Medical Check-up Camp was organized on 06.11.2012 in collaboration with Medanta Medicity, Gurgaon for the medical check-up of the participating beneficiaries. Over 50,000 footfalls reported during Shilpotsava as per information provided by the officials of Dilli Haat.

2.31 SURAJKUND CRAFT MELA-2013: The Surajkund Craft Mela-2013 was organized at Surajkund, Faridabad, a from 1st-15th February, 2013. The Ministry of Social Justice & Empowerment, participated through all the Apex Corporations viz. NBCFDC, NSFDC, NHFDC & NSKFDC and National Trusts under the aegis of the Ministry, wherein artisans under schemes of Apex Corporations and ARUNIM by National Trusts were invited to display and sell their products in 70 stalls obtained from Surajkund Mela Authority against payment of Rs.70 Lakh.

Awards and Ratings to Apex Corporations

2.32 National Backward Classes Finance & Development Corporation was awarded the **"SCOPE Meritorious Award"** for the **Best Managed Public Sector Enterprise** set up under Section 25 of the Companies Act, for the year 2010-11. The award was presented by the President of India on 13th April, 2012, during 3rd Public Sector Day function held at Vigyan Bhawan, New Delhi.

2.33 The Department of Public Enterprises accorded **"Excellent"** rating to the National Backward Classes Finance and Development Corporation on the basis of its MOU Composite Score for the year 2011-12.

F. 12th FIVE YEAR PLAN

2.34 The plan outlay allocated to Department of Social Justice and Empowerment for 12th Five Year Plan has been enhanced to Rs 29400 crore from Rs 11143 crore in the 11th Five Year Plan i.e. increased by 163.84%. The Bureau wise and Scheme-wise break-up of the approved Plan Outlay for the 12th Plan is given in **Chapter 3**

G. INTERNATIONAL CO-OPERATION

2.35 The officer of the Department of SJ&E, listed below, attended various programme/training abroad during 2012-13:

S. No.	Name of Officer	Designation	Period	Details of Trg.
1.	Shri Anoop Kr. Srivastava	Additional Secretary	15.10.2012 to 20.10.2012	Customized Training Programme on 'Leadership & Strategic Thinking' at Cambridge University, U.K.
2.	Ms. Ghazala Meenai	Joint Secretary	03.02.2013 to 08.02.2013	Customized Training. Programme on 'Leadership & Strategic Thinking' at Melbourne, Australia
3.	Shri K. Jagadesan	PS to MOS (SJ&E)	Aug, 12 to July, 13	One year long term foreign Training Programme under DFFT Scheme (2012-13) sponsored by DOPT (Aug, 12 to July, 13) "Executive Master in Public Administration (EMPA) at Maxwell School Syracuse University, USA



CHAPTER 3

TWELFTH FIVE YEAR PLAN, 2012-17, AND ANNUAL PLAN, 2012-13

3.1 Formulation of 12th Five Year Plan of the Ministry

3.1 The Planning Commission had, in the context of formulation of the XII Five Year Plan, constituted in April, 2011, four Working Groups pertaining to this Ministry's area of work, viz. for (i) SCs, (ii) OBCs and De-notified & Nomadic Tribes, (iii) Disabilities, and (iv) Social Welfare (i.e. Sr. Citizens & Substance De-addiction). The four Working Groups, in turn, constituted Sub-Groups for various sub-sectors. Work of most of the Sub-Groups concluded in July. Reports of the Working Groups were finalized, based on Sub-Groups' recommendations, and submitted in October, 2011, for the consideration of the Planning Commission. The Planning Commission, based on the Reports of the Working Groups, finalized the XII Five Year Plan documents, which contains following three volumes, as detailed below:

- i. Volume I Faster, More Inclusive and Sustainable Growth
- ii. Volume II : Economic Sectors
- iii. Volume III : Social Sectors

3.2 The Chapter 24 on 'Social Inclusion' of the Volume III, inter alia, list out the initiatives proposed to be taken for the development and welfare of the target groups of the Department of Social Justice & Empowerment. The target group-wise approach as spelt out in the XII Five Year Plan - 2012-17 is brought out in subsequent paragraphs.

3.2 Target Group-Wise Approach as Spelt out in XII Five Year Plan - 2012-17

3.2.1 Scheduled Castes:

The Twelfth Plan strive harder to achieve the overall improvement in socio-economic conditions of the weaker sections by extending a well balanced prioritization of efforts made for social development and economic empowerment based on the actual needs and problems of these communities. The principal goals for the Twelfth Plan, towards empowerment of the Scheduled Castes, will be:

- a. To ensure the security and dignity of all persons belonging to the scheduled castes, especially women and put a complete end to all forms of 'untouchability' and discrimination against them.
- b. To bring members of the SCs—both men and women—at par, to the maximum possible extent, with their non-SC/ST counterparts, in terms of all developmental indices viz.—education, health, nutrition, housing, income generation and employability.
- c. To empower SCs to participate in society and in nation-building, on an equal basis with others.

- d. To effectively implement SCSP as the essential instrument for accomplishing inclusive growth.

(a) Education Development

Education will continue to be the most important instrument to uplift the status of the SCs as it will help maximize the participation of SC students in new economic opportunities. The endeavor in the Twelfth Five Year Plan will be directed towards taking up the following steps:

- Access to and participation of SC students should be enhanced to ensure that they have access to quality education. Special efforts need to be made to promote educational development by providing needed support in the form of scholarships for different levels of education; increasing the hostel facilities for boys and girl students; upgradation of Anganwadis by including high-quality pre-school institutions with qualified teachers; setting up a network of residential schools of high quality throughout the country so that all SC girls and boys are covered by them and receive quality education up to Class XII; ensuring that SCs are able to secure full quota of reservation and also enter the merit quota in higher education;
- Revising the rates of scholarships every two years, based on increase in cost of living index or Consumer Price Index (CPI).
- The Pre-matric scholarship scheme at present exists only for children of those engaged in manual scavenging. A new pre-matric scholarship scheme has been introduced for SC students studying in Class IX and X during 2012–13. This scheme needs to be extended to SC students studying in Class I to VIII during the remaining period of the XII Five Year Plan.
- Special attention needs to be paid not only to retention in schools but also to provide the children with quality education through incentives like free supply of books, mid-day meals, hostels, and so on to SC children especially the SC girls.
- The scheme of Post-Matric Scholarships for SCs should also have the provision for a laptop or other suitable computing device for all SC students passing X or XII Board Examination by scoring the benchmarked higher percentage in the exams, as may be fixed.
- There is a need to increase the number of Rajiv Gandhi National Fellowship.
- The number of scholarships under the scheme of 'National Overseas Scholarship' needs to be increased substantially without any restriction as regards the field of study for which the scholarship would be available.
- SC students need to be encouraged more vigorously to prepare for various competitive examinations. 'Free coaching to the SC students' should be expanded to cover Premier Entrance Exams to professional institutions like IITs, JEE, AIEEE, CPMT, CLAT, CAT, and so on under the scheme of coaching for SC students. The scheme should be comprehensively revised to make it more beneficial to SC students. Upgradation of Soft/Communication Skills for SC students is a major challenge and should be addressed suitably.
- State Governments need to upgrade the hostels to a satisfactory level using funds provided by the Finance Commission and other agencies. It is envisaged to have additional Hostel

capacity of 2 Lakh seats for SC students with a minimum of 50 per cent for SC girls. Central assistance to States/UTs for construction of boys hostels need to be increased appropriately. Babu Jagjivan Ram Chhatrawas Yojana will be revised so as to provide assistance for creating additional seats for SC students in integrated hostels too, besides for constructing hostels exclusively for SC students.

- Good quality residential schools for SC boys and girls need to be set up in blocks with high SC concentration so as to ensure that all meritorious SC girls and boys have access to such residential schools, as early as possible. The percentage of SCs in such schools should be at least 50 per cent.

(b) Economic Development

The XII Plan envisages:

- The national level Corporations need to consider alternative agencies to channelize credit to SCs and Safai Karamcharis so as to meet their targets in all the States.
- Regarding equity support to Scheduled Castes Development Corporations (SCDCs), NSKFDC should assist at least one lakh beneficiaries under its various schemes during Twelfth Five Year Plan.
- A major focus should be on organizing skill development programmes.
- In order to implement economic development programmes with assured outcome as intended and to mobilize institutional credit at concessional rates, SCDCs need to focus on capacity building, network linking with micro-financing, risk sharing, risk mitigation and selection of viable economic ventures.
- There is a need to devise effective mechanisms for recovery of loans to improve loan recovery.
- An element of professionalism in managing the SCDCs is also needed to be inculcated through continuous capacity building training of staff and computerization. Therefore, efforts need to be made to improve the functioning of SCDCs to enable them to function as viable and independent supporting financial mechanisms.
- Landlessness amongst Scheduled Castes is much higher than in the non-SCs. Intensive efforts need to be made to distribute surplus government land to landless SC agricultural labourers in the rural areas. The land distribution needs to be completed in a time bound manner, so as to enable a larger number of landless SC families to improve their lot at the earliest.
- There is a need for creating a National Fund to finance various innovative activities for their development which do not fall under any of the existing Schemes, for example development and training of talented SC artisans and artists. It would be desirable to have a National Fund for Innovative Development Activities for SCs—for supporting SC talent and potential in diverse areas, otherwise not covered under the existing Schemes. The Scheme may be implemented through National Scheduled Castes Finance and Development Corporation (NSFDC).

- There is a need to create a strong institutional mechanism to facilitate the SC entrepreneurs/artisans in marketing their products in an institutionalized manner. A National level organisation may be set up in the Twelfth Plan as a permanent marketing institution, on the lines of TRIFED, for marketing of products manufactured by Scheduled Caste entrepreneurs/artisans.

(c) **Schedule Caste Sub Plan (SCSP) and Tribal Sub Plan (TSP)**

- In keeping with the objective of more inclusive growth, steps will be taken to reform the SCSP and TSP. These Plans have the potential to become effective mechanisms in closing the development gap between the Scheduled Castes, Scheduled Tribes and other sections of the society.
- Towards this goal, the Twelfth Plan proposes a set of key implementation measures to strengthen the SCSP / TSP planning process. These include earmarking of the SCSP / TSP funds from the total plan outlays well in advance of the commencement of the financial year, preparation of pro-active planning documents as Sub-Plans, an appraisal and approval mechanism for the Sub-Plans so formulated, and a robust mechanism for monitoring and evaluation of outcomes.
- An Institutional framework to effectively implement these changes will be set up in the Planning Commission.
- At the State level, there will be an apex body headed by the Chief Minister and the designated Nodal Department will appraise the SC / ST Sub-Plans for the State.
- Having made a beginning in the Annual Plan 2011-12 based on the recommendations of the Task Force set up by the Planning Commission, there is need to further consolidate and improve upon the implementation of SCSP and TSP across the sectors, ensuring not only optimal earmarking of funds under SCSP / TSP as per the guidelines, but also utilizing the same in achieving the outcomes in measurable terms.
- The Ministries of Social Justice & Empowerment and Tribal Affairs need to spearhead the task of formulations, implementation and monitoring of SCSP / TSP as nodal coordinating agencies.
- Based on the experience of implementing the SCSP / TSP by the Central Ministries / Departments, the guidelines issued by the Planning Commission will be reviewed to remove any shortcomings, so as to ensure that at least 16.2% of the Central Plan outlay is earmarked under the Schemes / Programmes that benefit the SC community demonstratively, and 8.2% of the Central Plan outlay is earmarked under the Schemes / Programmes that benefit the ST community demonstratively.

3.2.2 Other Backward Classes:

Education Development

- A targeted approach to address the educational needs of the disadvantaged sections like OBCs will be critical to enhancing their inclusion in the mainstream of higher education. 12th Five Year Plan envisages the following initiatives:

- For ensuring educational development amongst OBCs, schemes for providing scholarships for pursuing Pre-Matric, Post-Matric and other higher education, supported with hostel facilities will be taken up on priority basis.
- Appropriate revision of the Pre-Matric Scholarship Scheme in respect of the sharing pattern of assistance (being raised from 50 per cent to 100 per cent), rate of scholarships and parent/guardian income limit for eligibility (from ₹ 44500 p.a. to ₹1 lakh p.a.) will be given priority in the Twelfth Five Year Plan.
- Hostel facilities for boys and girls which are at present very limited and inadequate would be increased substantially.
- National Overseas Scholarship Scheme for OBCs could also be formulated similar to those for SCs and STs so that OBC students can also go abroad for educational and professional courses which are generally not available in the country.
- Rajiv Gandhi National Fellowship (RGNF) scheme on the pattern available to the SC and ST students should also to be introduced for OBC students during the Twelfth Five Year Plan.

(b) Economic Development

- To meet the marketing needs and to facilitate providing a marketing platform for artisans and handicraft persons belonging to OBCs, a Marketing Federation on the lines of TRIFED may be set up. The main activities of the Federation would include cluster development of the artisans engaged particularly in arts and craft, training for upgradation of their skills, exhibition of their products to showcase their work both in India and abroad, opening of marketing outlets to appreciate, reward and popularize successful models which can be replicated by others.
- The major focus of the NBCFDC would be, inter alia, to address the skill requirement needs of youths belonging to the OBCs. Accordingly, a window, in the form of a new scheme, will be opened up to provide funds to the Corporation by the Ministry for this new venture.

(c) The Nomadic, Semi Nomadic and De-notified Tribes

The approach in the 12th Plan would be:

- The quick and most effective way of extending developmental support for DNTs would be to provide special and relevant support and facilities for these communities within the existing facilities for ST, SC and OBC categories as applicable.
- Access to scholarships and hostel facilities, need to be given priority. The existing schemes for scholarships and hostel facilities need to be revised to extend their coverage to nomadic, semi-nomadic and DNTs.
- For economic empowerment and development of DNTs capacity building programmes for skill development and marketing, loans for economic empowerment need to be given priority. Specific strategies and mechanisms will also be put in place to ensure flow of funds for the welfare and development of nomadic, semi-nomadic and Denotified Tribes (DNTs).

- For social empowerment of DNTs, an enabling environment needs to be created so that they are able to utilize the reservation benefits in education and employment. DNTs do not have permanent residential locations due to various social, political and cultural reasons; as a result, they are unable to avail the benefits of the various schemes of the Government. Therefore, an effective rehabilitative approach supported with an equally effective plan for the socio-economic development of the DNTs needs to be adopted and implemented especially by establishing habitations/villages for them.
- The existing legislations such as Scheduled Castes and Scheduled Tribes (Prevention of Atrocities) Act, 1989; Habitual Offenders Act, 1952; The Prevention of Begging Act, 1959; The Bombay Prevention of Begging Act, 1959; Prevention of Cruelty to Animals Act, 1986; Wildlife Protection Act, 1972 and the Forest (Conservation) Act, 1980; and Excise Law and so on need to be reviewed to ensure the dignity and the livelihood of DNTs. Economic Empowerment.
- A nation-wide survey of DNT settlements needs to be conducted urgently. This could form the basis, inter alia, for introducing a suitable shelter programme for homeless DNTs. Free or subsidized housing may be provided to eligible DNT households in a phased manner by adopting special measures like a 'Rajasthan's Gadaria Lohar Community Housing Scheme'.
- Given the high incidence of homelessness among DNTs, a proportion of the current outlay for Indira Awaas Yojana (IAY) should be earmarked for DNTs. Within DNTs, the nomadic communities need to be assisted financially to construct dwelling units by receiving priority under the on-going housing programmes of the Central Government.
- To create a Cluster Development Fund for assisting the DNTs for the construction of houses, for providing land to them and for creating infrastructure, and so on so that proper clusters can be developed for them.
- The skill development initiatives of the States and Central Government need to give priority to cover the unemployed youth among the DNTs with a view to provide them employable skills.
- A suitable Action Plan for the rehabilitation of the nomadic, semi-nomadic and DNTs as well as to meet the infrastructure needs including basic amenities of their areas needs to be prepared. The requirement of funds for the purpose will be met out of the proposed Cluster Development Fund.
- The Finance and Development Corporations under the Ministry of Social Justice and Empowerment will be tasked to address the skill development of the DNTs.
- An Integrated Infrastructure Development Programme also needs to be especially designed to provide basic amenities such as roads, schools, electricity, drinking water, community centres, and so on in the existing settlements of the DNTs.

3.2.3 Social Defence

A. Senior Citizens

- General improvement in the health care facilities over the years has resulted in increase in life expectancy and continuing increase in proportion of population of senior citizens. The

number of senior citizens of 80 years and above has been increasing. As a result the old Age Dependency Ratio has been steadily rising during the past three decades viz. 12.0 in 1981, 12.2 in 1991 and 13.1 in 2001. The Twelfth Five Year Plan, therefore, envisages the following initiatives:

- The needs of the older (80+) persons are different from those senior citizens in the age group of 60 years and above. Increasing attention will have to be given to this category of senior citizens. This will be addressed in the new policy for Senior Citizens which is under preparation.
- Efforts need to be made to ensure that day care/enrichment centres for the elders receive focused attention under the scheme of Integrated Programme for Older Persons (IPOP).
- The scheme of IPOP needs to be revised to make it more effective so that all facilities can be provided to the elders, for example day care/enrichment centres and so on.
- With the rising demand for caregivers and also to ensure quality of service of personnel employed in old age homes funded under IPOP, Plan envisages an important role for Regional Resource and Training Centres (RRTCs) funded under IPOP can play. Existing RRTCs funded under the IPOP need to be strengthened. In addition, steps should be taken to ensure that at least one RRTC is established in every State during the XII Plan.
- A new National Policy on Senior Citizens will be formulated and implemented during the XII Plan period focusing on the following areas:
 - Mainstreaming of all the senior citizens, especially the older women and bring their concerns into the national development debate.
 - Promote the concept of 'Ageing in Place' or ageing in own home.
 - It should recognize that care of senior citizens has to remain vested in the family which would partner the community, government and the private sector.
 - Institutional care should be the last resort.
 - Schemes should be formulated for providing housing, income-security, homecare services, old age pension, and access to healthcare, insurance schemes and other programmes and services to facilitate and sustain the concept of dignity in old age.
 - The thrust of the policy would be preventive rather than curative.
 - Keeping in view the rising longevity of our population, there is a need to focus on all aspects of care for the Oldest Old (80+ years) namely, social, financial, health care and the need for shelter
 - Since India is a signatory to the Madrid Plan of Action and Barrier Free Framework, the Policy will aim to work towards an inclusive, barrier free and age-friendly society.
 - Recognize that senior citizens are a valuable resource for the country and create an environment that provides them with equal opportunities, protects their rights and enables their full participation in society.

- Long term savings instruments and credit activities will be promoted to reach both rural and urban areas.
- Employment in income generating activities after superannuation will be encouraged.
- Organizations that provide counseling, career guidance and training services will be supported and assisted.
- The Maintenance and Welfare of Parents and Senior Citizens Act, 2007 will be implemented effectively and Tribunals will be set up so that elderly parents, unable to maintain themselves, are not abandoned and neglected.
- States will set up homes with assisted living facilities for abandoned senior citizens in every district of the country and will set apart adequate budgetary support for this purpose.
- NISD needs to be strengthened to take the lead in training the requisite human resources for caring of the senior citizens of the country, during the Twelfth Plan period.
- A suitable Action Plan will be prepared in the Twelfth Plan to ensure effective implementation of the Maintenance and Welfare of Parents and Senior Citizens Act, 2007 Act by creating awareness among public about the various provisions of the Act through aggressive media campaign as well as involving Panchayati Raj Institutions/Municipalities/local bodies in the campaign to reach out to rural areas as well.
- Workshops may be organized with State Governments, NGOs, Senior Citizens Associations, and so on to ensure that the various provisions of the Act are clearly understood and effectively implemented in letter and spirit.
- With a view to ensure the well-being of senior citizens especially indigent senior citizens, by strengthening their legitimate place in society and extending support for financial and food security, health care, shelter, equitable share in development, protection against abuse and exploitation and other needs, efforts need to be made in the Twelfth Five Year Plan for:
 - setting up a National Commission for Senior Citizens to look into their grievances on priority for redressal and ensure that services and facilities meant for them are being provided;
 - establishment of Old Age Homes for Indigent Senior Citizens with integrated multi-facility centre of varying capacity (25, 60 and 120) in 640 districts of the country, through State Government;
 - setting up of a Helpline and District level help lines for older persons;
 - setting up of Bureau for Socio-Economic Empowerment of Senior Citizens at district level;
 - creation of National Trust for the Aged;
 - issue of 'Smart' Identity Cards for senior citizens; and
 - health insurance for senior citizens.

B. Substance (Drug) Abuse and Alcoholism

- In view of the fact that problem of incidence of alcoholism and substance abuse is assuming alarming magnitude, 12th Plan envisages an urgent need for effective counter measures through an approach which is comprehensive and also takes up programmes in convergence mode viz.
 - Various Central Ministries, attending to different aspect relating to these vulnerable groups, need a better coordination and convergence.
 - All existing schematic and non-schematic interventions made by the Ministries need to be integrated under a Mission Mode programme.
- There is a need to make an accurate assessment of the extent, pattern and trends of substances abuse in the country and identify vulnerable groups and areas.
- Preventive measures need to be taken to reduce both supply and demand and Universal access to preventive treatment and rehabilitation of alcoholism and drug abuse.
- Integrated Rehabilitation Centre for Addicts (IRCA) assisted under the Scheme of Assistance for the Prevention of Alcoholism and Substance (Drugs) Abuse and for Social Defence Services run by voluntary organizations need to be strengthened.
- To discharge the obligation to curb the drug abuse, being a signatory in UN conventions, an effective demand reduction strategy needs to be formulated.

C. Beggars

- There is an urgent need to formulate a National Policy so that there is uniformity of approach in dealing with the problem of beggary.
- There is a need to bring out a Model Legislation on Beggary at the Central level which can be suitably adapted by States/UTs.
- Direct intervention through a new programme/scheme like the Integrated Programme for Rehabilitation of Beggars can be made. The Programme may include items like Night Shelter-cum-Work Production Centre; Multiple Skill Training; Mobile Health Care; Counselling; Awareness Generation; and Sensitization programmes.
- Training of Human Resources, Research and Documentation, and so on will be given special attention in the Twelfth Five Year Plan.
- To adopt a convergence approach to the existing programmes for the vulnerable groups implemented by the Ministries of Social Justice and Empowerment, Rural Development, Urban Development and Poverty Alleviation, Women and Child Development.

3.3 Plan Outlay and Expenditure during 11th Plan Period (2007-12), Plan Outlay envisaged in 12th Five Year Plan and BE and RE of Annual Plan, 2012-13

The Scheme-wise BE, RE and Actual Expenditure during the 11th Plan, Plan Outlay envisaged for the 12th Five Year Plan (2010-17) and BE and RE for Annual Plan, 2012-13 is given below:

BE, RE and Actual Expenditure during the 11th Plan, Plan Outlay envisaged for 12th Five Year Plan and BE and RE for Annual Plan, 2012-13

Rs. in crore

Sl. No.	Bureau	XI Five Year Plan				XII Five Year Plan		
		BE	RE	Exp	Exp as %age to RE	BE 12th Plan	BE 2012-13	RE 2012-13
	2	3	4	5	6	7	8	9
1	SCD Bureau	12614.00	12768.58	12758.52	99.92	21306.00	4298.00	3856.03
2	Social Defence Bureau	525.00	328.55	271.08	82.50	1470.00	175.00	43.01
3	Backward Classes Bureau	1876.00	1909.99	872.44	98.06	6174	900.00	816.54
4	Miscellaneous (Media +Research + Secretariat etc.)	96.00	91.45	70.33	76.91	450.00	42.00	34.49
	Grand Total (Dept. of SJ&E)	15111	15099.57	1203.83	99.13	29400	5415	4750.07

Scheme-wise BE, RE and Expenditure figures during the XI Plan are at **Annexure 3.1**.

3.4 Annual Plan, 2012-13

Plan outlay of the Ministry for 2012-13 was Rs. 5915 crore, 1.6% of the GBS component of total annual plan outlay of the Central Government. The expenditure during 2012-13 was Rs. 3692 crore which was 73.67% of the revised plan outlay. Sector-wise breakup of Plan outlay and expenditure up to 31.3.2013 is given below:

Sl. No.	Sector	BE 2012-13	RE 2012-13	Expenditure (As on 31.03.2013)
1	Scheduled Castes Development	4298.00	3856.03	3821.46
2	Backward Classes Development	900.00	816.54	756.40
3	Social Defence	175.00	43.01	44.13
	Miscellaneous (Media + Research + Secretariat etc.)	42.00	34.49	31.64
	Total	5415.00	4750.07	4654.13

3.4.2 Sector-wise, scheme-wise break up of outlay for XII Plan is at **Annexure-3.2**.

3.4.3 The Ministry's Annual Plan, 2012-13 includes 11 Centrally-Sponsored and 28 Central Sector Schemes. The Budget Estimates and Revised Estimates for 2012-13 for each of these schemes are given below:

(Amts. in Rs. crore)

S. No.	Scheme	BE, 2012-13	RE, 2012-13
I. Centrally Sponsored Scheme (CSS)			
Scheduled Caste Development			
	Post Matric Scholarship for SCs	1500	1500
	Pre-matric Scholarship for Children of those engaged in unclean Occupations	10	9
	Babu Jagjivan Ram Chhatrawas Yojna (i) Hostels for SC Boys (ii) Hostel for SCs Girls	145	27
	Equity support to Scheduled Castes Development Corporations of States	20	5
	Implementation of Protection of Civil Rights Act, 1955 and Scheduled Castes and Scheduled Tribes (Prevention of Atrocities) Act, 1989	100	84
	Pradhan Mantri Adarsh Gram Yojna	1	0.01
	Pre Matric Scholarship for SC,s	824	938.70
1. Total		2600	2563.71
Development of Other Backward Classes (OBC)			
	Post Matric Scholarship for OBC Students	625	722.35
	Pre-Matric Scholarship for OBC Students	50	50
	Hostels for OBC Boys & Girls	45	15
	Post matric Sch. For EBC	10	0.01
Total		730	787.36
Centrally Sponsored Schemes : Total		3330	3350.37
II. Central Sector Scheme (CS)			
Scheduled Caste Development			
	Special Central Assistance to Scheduled Castes Sub-Plan	1200	1050
	National Safai Karamcharis Finance & Development Corporation	50	50
	Assistance to Voluntary Organizations working for SCs	50	15
	Rajiv Gandhi National Fellowship	125	25
	Coaching & Allied for Weaker Sections including SCs and OBCs	12	6
	National Overseas Scholarship for SCs	6	6
	"Top Class" Education for Scheduled Castes	25	15
	Up gradation of Merit of SC students	5	5
	National Scheduled Caste Finance & Development Corporation	100	100

Dr. B R Ambedkar Foundation	1	1
Self Employment Scheme for the Rehabilitation of Manual Scavengers	100	20
Supporting Projects of All India Nature for SCs (Research and Training)	2	2
Dr. B R Ambedkar National Centre for Social Justice	10	0.01
Dr. Ambedkar National Centre	14	0.01
Total	1700	1295.02
Development of Other Backward Classes		
Grant-in-aid to Voluntary Organizations working for OBCs	5	1.5
National Backward Classes Finance & Development Corporation	100	27.65
Educational and Economic Development of Denotified & Nomadic Tribes	10	0.01
National Overseas Scholarship for OBCs	5	0.01
RGNF for EBC and OBC	50	0.01
Total	170	29.18
Social Defence		
Scheme for Prevention of Alcoholism & Substance (Drug) Abuse	40	17
Integrated Programme for Older Persons (IPOP)	40	18
Assistance to Voluntary Organizations for Construction of Old Age Homes	80	0.01
Assistance to Vol. Organizations for General Grant-in-aid in the field of Social Defence	5	3
National Institute for Social Defence	10	5
Information & Mass Education	30	30
Grant-in-aid for Research Studies & Publications	1	1
Secretariat	1	1.48
Scheme for Monitoring of Schemes of Ministry through State and District level VMCs	8	0.01
Total	215	75.50
II. Central Sector Schemes: Total	2085	1399.70
Grand Total (I + II)	5415	4750.07

Sector wise and scheme wise outlay for 2012-13 and Financial and Physical Achievement are at **Annexure-3.3.**

CHAPTER 4

SCHEDULED CASTES

4.1 An Overview

4.1.1 Indian society historically had a rigid, occupation-based, hierarchical caste system in which the relative place of a caste in the social hierarchy was determined largely by its traditional occupation. In particular, those performing 'unclean' or supposedly 'polluting' tasks came to be regarded not merely as 'low' castes but as 'untouchables'. The practice of 'untouchability' resulted in great injustice to the members of the concerned castes because they were discriminated against in every respect, and denied ownership of productive assets like land, as well as basic rights like education and equality, which resulted in perpetuation of their extreme socio-economic deprivation.

4.1.2 The 1931 Census, for the first time systematically categorized certain castes as 'depressed classes'. Thereafter, the Government of India Act, 1935, for the first time, provided for notification of socially disadvantaged castes as 'Scheduled Castes', and a list of such castes was accordingly notified in the Government of India (Scheduled Castes) Order, 1936. The elections to provincial assemblies in British administered areas held in 1937 under the above Act, provided seats reserved exclusively for Scheduled Caste candidates.

4.1.3 The Constitution of India, which came into effect on 26.1.1950, inter-alia, abolished "untouchability" and provided several special safeguards for the Scheduled Castes, so as to ensure that they are able to attain equality with the other social groups in the shortest possible time. These safeguards enabled reservation in elections to the Lok Sabha and State Legislative Assemblies, and reservation in Government jobs. Important provisions of the Constitution pertaining to the Scheduled Castes are mentioned in Para 1.4 of Chapter 1.

4.1.4 The Ministry of Social Justice & Empowerment is the nodal Ministry to oversee the development and empowerment of the Scheduled Castes. Though the primary responsibility for this rests with various Central Ministries and State Governments/Union Territory Administrations, the Ministry of SJ&E has been assigned nodal responsibility in this regard, which also complements their efforts by way of interventions like scholarships, hostels, concessional loans, etc. The Ministry also monitors the efforts made by State Governments/ UT Administrations and Central Ministries in development and empowerment of the Scheduled Castes.

4.2 Definition and Specification of Scheduled Castes

4.2.1 Definition of Scheduled Castes:

'Scheduled Castes' are defined in Article 366(24) of the Constitution of India, as - "such castes, races or tribes or parts of or groups within such castes, races or tribes as are deemed under article 341 to be Scheduled Castes for the purpose of the Constitution."

4.2.2 **Specification of a caste as a Scheduled Caste:** Article 341 of the Constitution deals with specification of a caste as a Scheduled Caste and reads as under:-

“341. Scheduled Castes:

(1)The President may with respect to any State or Union Territory and where it is a State after consultation with the Governor thereof, by public notification, specify the castes, races or tribes or parts of or groups within castes, races or tribes which shall for the purposes of this Constitution be deemed to be Scheduled Castes in relation to that State or Union Territory, as the case may be.

(2)Parliament may by law include in or exclude from the list of Scheduled Castes specified in a notification issued under clause (1) any caste, race or tribe or part of or group within any caste, race or tribe, but save as aforesaid a notification issued under the said clause shall not be varied by any subsequent notification.”

4.2.3 So far the following six Constitutional Orders have been issued, specifying “Scheduled Castes” in 26 States & 5 Union Territories:

- (i) The Constitution (Scheduled Castes) Order, 1950,
- (ii) The Constitution (Scheduled Castes) (Union Territories) Order, 1951,
- (iii) The Constitution (Jammu and Kashmir), Scheduled Castes Order, 1956,
- (iv) The Constitution (Dadra and Nagar Haveli) Scheduled Castes Order, 1962,
- (v) The Constitution (Pondicherry), Scheduled Castes Order, 1964,
- (vi) The Constitution (Sikkim) Scheduled Castes Order, 1978.

4.2.4 The above orders have been amended by Acts of Parliament from time to time, the last being in the year 2007. A total of 1208 castes have so far been specified as Scheduled Castes. State-wise list of number of castes notified as Scheduled Castes is at **Annexure-4.1**.

4.2.5 **Criteria and Procedure for “Specifying” a Caste as a Scheduled Caste:** Criterion followed for inclusion of a community in the list of Scheduled Castes is **extreme social, educational and economic backwardness arising out of the traditional practice of untouchability**.

4.2.6 The Government of India had laid down Modalities in June, 1999, as subsequently amended in June, 2002 for considering modifications in the lists of Scheduled Castes and Scheduled Tribes, which involve following steps:-

- (i) The complete proposal with ethnographic support, to modify the existing list of Scheduled Castes is made by the concerned State Government/Union Territory Administration.
- (ii) The proposal is then referred to the Registrar General of India (RGI), for seeking comments.
- (iii) The proposal once not agreed to by the RGI, is referred back to the concerned State Government/Union Territory Administration, for seeking further justification of their proposal, in the light of the comments of the RGI.
- (iv) The proposal if received back from concerned State Government/Union Territory Administration, with further justifications, is again referred to the RGI for consideration.
- (v) If the proposal is not agreed to by the RGI second time, it is rejected with approval of Minister for Social Justice & Empowerment.

- (vi) The proposal agreed to by the RGI, is referred to the National Commission for Scheduled Castes (NCSC), for seeking comments.
- (vii) The proposal not agreed to by the NCSC is rejected with approval of Minister for Social Justice & Empowerment.
 - Such proposals, which have been agreed to by the RGI and the NCSC are processed further and introduced as a Bill for consideration and passing by the Parliament under Article 341(2) of the Constitution of India.

4.3 Statutory Framework

4.3.1 Relevant Constitutional Provisions: The Constitution contains several provisions in the nature of safeguards for the Scheduled Castes, which may be seen in Chapter 1 (para 1.4). The following two Acts specifically aim at curbing (i) untouchability and (ii) atrocities against SCs and STs, and are therefore very important for the Scheduled Castes:-

- (i) The Protection of Civil Rights Act, 1955, and
- (ii) The Scheduled Castes and the Scheduled Tribes (Prevention of Atrocities) Act, 1989.

Main features of the Acts are given in sub-paras 4.3.2 and 4.3.3 respectively.

4.3.2 The Protection of Civil Rights Act, 1955

4.3.2.1 In pursuance of Article 17 of the Constitution of India, the Untouchability (Offences) Act, 1955 was enacted and notified on 08.05.1955. Subsequently, it was amended and renamed in the year 1976 as the "Protection of Civil Rights Act, 1955". Rules under this Act, viz "The Protection of Civil Rights Rules, 1977" were notified in 1977. The Act extends to the whole of India and provides punishment for the practice of untouchability. It is implemented by the respective State Governments and Union Territory Administrations.

a. Main provisions of the Protection of Civil Rights Act, 1955, are as under:-

Offences under the Act: Sections 3 - 7A of the Act define the following as offences

- if committed on the ground of "untouchability", and lay down punishment for them.
- Prevention from entering public worship places, using sacred water resources (Section 3).
- Denial of access to any shop, public restaurant, hotel, public entertainment, cremation ground etc. (Section 4).
- Refusal of admission to any hospital, dispensary, educational institutions etc. (Section 5).
- Refusal to sell goods and render services (Section 6).
- Molestation, causing injury, insult etc. (Section 7).
- Compelling a person on the ground of untouchability to do any scavenging or sweeping or to remove any carcass etc. (Section 7 A).

- Punishments under the Act: Sections 8-11 of the Act contain certain preventive/deterrent provisions, which are as follows:-
- Cancellation or suspension of licenses on conviction (Section 8).
- Resumption or suspension of grants made by Government (Section 9).
- Punishment for willful neglect of investigation by a public servant (Section 10)
- Power of State Government to impose collective fine. (Section 10A).
- Enhanced penalty on subsequent conviction (Section 11)

Structure and Mechanisms for implementation of the PCR Act in various States/UTs is as under:-

4.3.2.2 The Act provides for (i) Legal Aid, (ii) Special Courts, (iii) Committees to assist State Governments for implementation of the Act, and (iv) special police stations. Details are given below:

Legal Aid: Section 15A(2)(i) of the Protection of Civil Rights Act, 1955, provides for adequate facilities, including legal aid to the persons subjected to any disability arising out of 'untouchability' to enable them to avail themselves of such rights

Special Courts: Section 15A(2)(iii) of the Protection of Civil Rights Act, 1955, provides for setting up of special courts for trial of offences under the Act.

Committees to assist State Governments for implementation of the Act: Section 15A(2) (ii) of the Protection of Civil Rights Act, 1955, provides for setting up of Committees at such appropriate levels as the State Governments may think fit to assist them in formulating or implementing measures as may be necessary for ensuring that the rights arising from the abolition of "untouchability" are made available to, and are availed of by, the persons subjected to any disability arising out of "untouchability". The State and District Level Vigilance and Monitoring Committees, which review the implementation of the Scheduled Castes and the Scheduled Tribes (Prevention of Atrocities) Act, 1989, wherever required also review the Protection of Civil Rights Act, 1955.

Special Police Stations: Special Police Stations for registration of complaints of offences against SCs and STs have been set up. The Central assistance is provided to the States to the extent of 50% of the expenditure incurred by them on the police stations over and above their committed liability.

4.3.2.3 The States/UTs wise details indicating the measures taken for implementation of the Act is at **Annexure 4.2**.

B. Registration of offences under the PCR Act.

4.3.2.4 According to the latest figures available from National Crime Records Bureau (NCRB), in the year 2011, 74 cases were registered under the Act. The cases registered under the Act decreased from 148 in the year 2010 to 74 cases in the year 2011. State-wise details of cases registered during 2011 under the Protection of Civil Rights Act, 1955 are given at **Annexure-4.3**.

Progress of Investigation of Cases by Police

4.3.2.5 Progress of investigation of cases by the police under the Protection of Civil Rights Act, 1955 during the year 2011 was as follows:

Investigation by Police during 2011

S. No	Item	Cases			
		Number		Percentage to total	
		SC	ST	SC	ST
1.	Total Number of cases, including brought forward cases	119	9	-	-
2.	Number of cases in which charge sheet filed in the courts	48	3	40.3	33.3
3.	Number of cases closed after investigation	32	1	26.9	11.1
4.	Number of cases pending with the police at the end of the year.	39	5	32.8	55.6

Source: National Crime Records Bureau, Ministry of Home Affairs.

4.3.2.6 State-wise information on above items is given in **Annexure 4.4** for SCs and STs.

4.3.2.7 From the above, it is seen that in 40.3% cases relating to Scheduled Castes, charge sheets were filed during the year, and 26.9% of all charge-sheeted cases were closed after investigation. Similarly, in 33.3% cases relating to Scheduled Tribes charge sheets were filed during the year, and 11.1% cases of all charge-sheeted cases were closed after investigation.

Progress of Disposal of cases by Courts

4.3.2.8 The details in regard to disposal of cases by Courts under the Protection of Civil Rights Act, 1955 during 2011, are as follows:-

PCR Act 1955 -Disposal of Cases by Courts during 2011

S. No.	Item	Cases			
		Number		% to total	
		SC	ST	SC	ST
1.	Total number of cases, including brought forward cases.	1175	31	-	-
2.	Number of cases disposed of by Courts	156	14	13.3	45.2
(a)	Number of cases ending in conviction	27	0	17.3	0
(b)	Number of cases ending in acquittal	129	14	82.7	100
3.	Number of cases compounded or withdrawn	13	0	1.1	0
4.	Number of cases pending with Courts	1006	17	85.6	54.8

Source: National Crime Records Bureau, Ministry of Home Affairs

4.3.2.9 From the above, it is seen that 13.3% of the total cases relating to Scheduled Castes were disposed of by courts during the year out of which 17.3% ended in conviction. Likewise 42.2% of the total cases relating to Scheduled Tribes were disposed of by courts during the year out of which 0% ended in conviction. State-wise details of the above figures are given in **Annexure 4.5**.

4.3.3 Scheduled Castes and Scheduled Tribes (Prevention of Atrocities) Act 1989

4.3.3.1 The Scheduled Castes and the Scheduled Tribes (Prevention of Atrocities) Act, 1989 (the PoA Act) came into force with effect from 30.01.1990. This legislation aims at preventing commission of offences by persons other than Scheduled Castes and Scheduled Tribes against Scheduled Castes and Scheduled Tribes. Comprehensive Rules under this Act, titled "Scheduled Castes and the Scheduled Tribes (Prevention of Atrocities) Rules, 1995" were notified in the year 1995, which, inter-alia, provide norms for relief and rehabilitation. These Rules had not been amended thereafter. The Central Government has, after consultation with State Governments/ Union Territory Administrations, concerned Central Ministries, National Commission for Scheduled Castes etc. issued a notification on 23.12.2011, effecting the following main amendments in the said Rules:-

- Amendment of Annexure-I of the Schedule, effecting an increase-generally of 150% in the minimum scale of relief for victims of atrocities.
- Amendment of Annexure-II of the Schedule, replacing the earlier guidelines dated 06.08.1996, for assessment of various disabilities with guidelines dated 01.06.2001, currently in force.
- The Scheduled Castes and Scheduled Tribes (Prevention of Atrocities) (Amendment) Rules, 2011, have been notified in Gazette of India, Extraordinary, dated 23.12.2011.

4.3.3.2 The Act extends to whole of India except Jammu and Kashmir. The Act is implemented by the respective State Governments and Union Territory Administrations, which are provided due central assistance under the Centrally Sponsored Scheme for effective implementation of the provisions of the Act. The **main provisions of the Act** are as under: -

- Defines offences of atrocities and prescribes punishment therefore (Section 3).
- Punishment for willful neglect of duties by non-SC/ST public servants (Section 4).
- Designating for each District a Court of Session as a Special Court for speedy trial of offences under the Act (Section 14).
- Powers of Special Court to inter-alia, examine persons likely to commit an offence under Chapter-III (Section 10).
- Appointment of Public Prosecutors/Special Public Prosecutors for conducting cases in special courts (Section 15).
- Preventive action to be taken by the law and order machinery (Section 17).
- Measures to be taken by State Governments for effective implementation of the Act, including: -

- Economic and social rehabilitation of victims of the atrocities;
- Setting up of Committees at appropriate levels;
- Identification of atrocity prone areas;
- Legal aid to the persons subjected to atrocities to enable them to avail themselves of justice;
- Appointment of officers for initiating or exercising supervision over prosecution for contravention of the provisions of the Act; and
- Periodic survey of the working of the provisions of the Act (Section 21 (2)).

4.3.3.3 **Structure and Mechanisms for implementation of the PoA Act in various States/ UTs is as under: -**

- (i) **Special Courts:** In accordance with Section 14 of the Scheduled Castes and the Scheduled Tribes (Prevention of Atrocities) Act, 1989, the State Government, for the purpose of providing for speedy trial, with the concurrence of the Chief Justice of the High Court, by notification in the official Gazette, specifies for each district, a Court of Session to be Special Court to try the offences under the Act. State Governments and Union Territory Administrations of Andhra Pradesh, Assam, Bihar, Chhattisgarh, Goa, Gujarat, Haryana, Himachal Pradesh, Jharkhand, Karnataka, Kerala, Madhya Pradesh, Maharashtra, Manipur, Meghalaya, Orissa, Punjab, Rajasthan, Sikkim, Tamil Nadu, Tripura, Uttar Pradesh, Uttarakhand, West Bengal, Andaman & Nicobar Islands, Chandigarh, Dadra & Nagar Haveli, Daman & Diu, Delhi, Lakshadweep and Puducherry have designated District Session Courts as Special Courts. For ensuring speedy trial of cases under the Scheduled Castes and the Scheduled Tribes (Prevention of Atrocities) Act, 1989, 170 exclusive Special Courts, have also been set up by nine of the States. The details are as under:-

S. No.	State	Total Number of Districts	Number of Exclusive Special Courts in Districts
1.	Andhra Pradesh	23	23
2.	Bihar	38	11
3	Chhattisgarh	20	06
4.	Gujarat	26	25
5.	Karnataka	28	07
6.	Madhya Pradesh	50	43
7.	Rajasthan	33	17
8.	Tamil Nadu	32	04
9.	Uttar Pradesh	71	40
10.	Uttarakhand	13	02
	Total	334	178

(ii) **Special Public Prosecutor:** Section 15 of the Scheduled Castes and the Scheduled Tribes (Prevention of Atrocities) Act, 1989, provides for appointment of advocates as Public Prosecutors and Special Public Prosecutors for the purpose of conducting cases in special Courts. Accordingly the State/Union Territories, which have set up special courts, have appointed Public Prosecutors/Special Public Prosecutors.

(iii) **Setting up of SC/ST Protection Cells at State Headquarters:** Rule 8 of the Scheduled Castes and the Scheduled Tribes (Prevention of Atrocities) Rules, 1995, requires the State Government to set up an SC/ST Protection Cell, at the State headquarters, under the charge of a DGP, ADGP/IGP and assign to it the following responsibilities:-

- conducting survey of, maintaining public order and tranquility in, and recommending deployment of special police force in identified areas;
- investigating causes of offences under the Act, restoring feeling of security among SC/ST;
- liaising with nodal and special officers about law and order situation in identified areas;
- monitoring investigation of offences and enquiring into willful negligence of public servants;
- reviewing the position of cases registered under the Act; and;
- submitting a monthly report to the State Government/Nodal Officer about action taken/proposed to be taken in respect of the above.

SC/ST Protection Cells have been set up in Andhra Pradesh, Assam, Bihar, Chhattisgarh, Gujarat, Haryana, Himachal Pradesh, Karnataka, Kerala, Madhya Pradesh, Maharashtra, Orissa, Punjab, Rajasthan, Tamil Nadu, Tripura, Uttar Pradesh, West Bengal, Andaman & Nicobar Islands, Daman & Diu and NCT of Delhi.

Special Police Stations: Special Police Stations for registration of complaints of offences against SCs and STs have also been set up by the Governments of Bihar, Chhattisgarh Jharkhand, Kerala and Madhya Pradesh. The details are as under:-

S. No	State	Total Number of Districts	No. of Spl. Police Stations	Name of District where Special Police Stations have been set up
1.	Bihar	38	38	Patna, Nalanda, Rohtas, Bhabhua, Bhojpur, Buxer, Gaya, Jehanabad, Arwal, Nawada, Aurangabad, Savan, Siwan, Bhopalganj, Muzaffarpur, Sitamarhi, Sheohar, West Champaran, East Champaran, Vaishali, Darbhanga, Madhubani, Samastipur, Saharsa, Supal, Madhepura, Purnia, Araria, Kisanganj, Katihar, Bhagalpur, Banka, Munger, Lakhisarai, Sheikhpura, Jamui, Khagaria and Begusarai.

S. No	State	Total Number of Districts	No. of Spl. Police Stations	Name of District where Special Police Stations have been set up
2.	Chhattisgarh	18	13	Raipur, Durg, Rajnandgoan, Jagadalpur, Dantewada, Bilaspur, Raigarh, Surguja, Surajpur, Kabirdham, Mahasumud, Jajgir and Korba.
3.	Jharkhand	24	22	Chatra, Giridih, Gumala, Jamtara, Lohardagga, Latehar, Kodarama, Palamu, Pakur, Sahebgang, Saraikela, Simdega, Hazaribagh, Deoghar, Bokaro, Ranchi, Chaibasa, Jamshedpur, Garhwa, Dhanbad, Dumka and Godda.
4.	Kerala	14	3	Palakkad, Wayanad and Kasargode
5.	Madhya Pradesh	50	50	Morena, Bhind, Rajgarh, Panna, Vidisha, Jabalpur, Jhabua, Bhopal, Mandla, Neemuch, Katni, Umaria, Gwalior, Ratlam, Chhindwara, Khargone, Balaghat, Dhar, Seoni, Dewas, Datia, Ujjain, Dindori, Barhanpur, Mandsaur, Damoh, Tikamgarh, Narsinghpur, Sidhi, Sagar, Shivpuri, Chhatarpur, Sheopur, Indore, Harda, Ashok Nagar, Rewa, Sehore, Hoshangabad, Shahdol, Raisen, Betul, Guna, Khandwa, Shajapur, Badwani, Satna, Singruai, Anuppur and Alirajpur.
	Total	144	126	

(iv) **Nodal Officers:** Rule 9 of the Scheduled Castes and the Scheduled Tribes (Prevention of Atrocities) Rules, 1995, provides for appointment of the nodal officers for coordinating functioning of the District Magistrates and Superintendents of Police or other authorized officers.

(v) **State and District Level Vigilance and Monitoring Committees:** Rule 16 and Rule 17 of the Scheduled Castes and the Scheduled Tribes (Prevention of Atrocities) Rules, 1995, provide for setting up State Level Vigilance and Monitoring Committees under the Chairpersonship of the Chief Minister and District level Vigilance and Monitoring Committees under the Chairpersonship of the District Magistrate to review the implementation of the provisions of the Act.

(vi) **Identification of atrocity prone areas and undertaking of consequential steps.**

Identification of atrocity prone area: As per Rule 3(1)(i) of the Scheduled Castes and

a) the Scheduled Tribes (Prevention of Atrocities) Rules, 1995, the State Governments have identified the atrocity prone/sensitive areas in their respective States.

b) **Appointment of Special Officers:** Rule 10 of the Scheduled Castes and the Scheduled Tribes (Prevention of Atrocities) Rules, 1995, provides for appointment of a Special Officer not below the rank of an Additional District Magistrate in the identified area, to co-ordinate with the District Magistrate, Superintendent of Police or other officers responsible for implementing the provisions of the Act.

The State/UT wise details of the above mentioned measures under the Act are given in Annexure-4.6.

(a) Action by the Police and the Courts in cases registered under the Scheduled Castes and the Scheduled Tribes (Prevention of Atrocities) Act, 1989.

i. **Registration of cases by police:** State-wise details of cases registered during 2011 under the Scheduled Castes and Scheduled Tribes (Prevention of Atrocities) Act, 1989 as per the latest information available with the National Crime Records Bureau (NCRB), Ministry of Home Affairs, which is for 2011, are given in **Annexure 4.7**. States and UTs, have been arranged in descending order for SC related cases, of the total number of atrocity cases registered in 2011. The State-wise disposal of cases by the Police against the members of Scheduled Castes and Scheduled Tribes is at **Annexure-4.8 (A)&(B)**

ii. The progress of investigation of cases by Police is indicated below:

Sl. No.	Item	Cases			
		Number		% of total	
		SC	ST	SC	ST
1.	Total number of cases, including brought forward cases.	45,804	7,560	-	-
2.	Number of cases in which charge sheet filed in courts	24,521	4,129	53.5	54.6
3.	Number of cases closed after investigation	9,968	1,588	21.8	21.0
4.	Number of cases pending with the police at the end of the year.	11,315	1,843	24.7	24.4

From the above, it is seen that in 53.5% of the cases relating to Scheduled Castes, charge sheets were filed in courts during the year and 21.8% cases were closed after investigation. Likewise, in 54.6% of the cases relating to Scheduled Tribes, charge sheets were filed during the year and 21.0% cases were closed after investigation.

iii. **Progress of Disposal of Cases by Courts:** The details in regard to disposal of cases by Courts under the Act during 2011 are given in the table below:-

S. No.	Item	Number of Cases			
		Number		% to total	
		SC	ST	SC	ST
1.	Total number of cases, including brought forward cases.	1,08,154	20,498	-	-
2.	Number of cases disposed of by Courts	21,286	3,914	19.7	19.1
(a)	Number of cases ending in conviction	6,801	755	32.0	19.3
(b)	Number of cases ending in acquittal	14,485	3,159	68.0	80.7
3.	Number of cases compounded or withdrawn	478	157	0.4	0.8
4.	Number of cases pending with Courts	86,390	16,427	79.9	80.1

From the above, it is seen that 19.7% of the total cases relating to Scheduled Castes were disposed of by courts during the year out of which 32.0% ended in conviction. Likewise 19.1 % of the total cases relating to Scheduled Tribes were disposed of by courts during the year out of which 19.3% ended in conviction. The State/UT wise as well as Scheduled Castes and Scheduled Tribes wise details are given at **Annex – 4.9(A)&(B)**

4.3.4 Committee to review implementation of PCR and PoA Acts

4.3.4.1 The Parliamentary Committee on the Welfare of the Scheduled Castes and the Scheduled Tribes in its fourth Report (2006-2007) had inter-alia recommended that Ministry of Social Justice & Empowerment, Ministry of Home Affairs, National Commission for Scheduled Castes and National Commission for Scheduled Tribes should meet regularly to devise ways and means to curb atrocities and ensure effective administration of the Protection of Civil Rights Act, 1955 and the Scheduled Castes and the Scheduled Tribes (Prevention of Atrocities) Act, 1989. In pursuance of this recommendation, a Committee for effective coordination to devise ways and means to curb offences of untouchability and atrocities against Scheduled Castes and Scheduled Tribes and effective implementation of the two Acts was set up under the Chairpersonship of Minister for Social Justice & Empowerment in March, 2006. Apart from other official members, the Committee has three non-official representatives from amongst Scheduled Castes and Scheduled Tribes, as Members. The Committee has so far held twenty meetings wherein 24 States and 4 Union Territories have been reviewed. During the year 2012, the Committee held three meetings, its details are as under:-

Date	Place	Participating States/UT
27.06.2012	Hyderabad	Andhra Pradesh
03.07.2012	Chennai	Tamil Nadu
26.09.2012	Patna	Bihar

4.4 Liberation & Rehabilitation of Manual Scavengers

4.4.1 The Employment of Manual Scavengers & Construction of Dry Latrines (Prohibition) Act, 1993

Sanitation is a State subject. However, in pursuance of clause (1) of Article 252 of the Constitution, the Employment of Manual Scavengers and Construction of Dry Latrines (Prohibition) Act, 1993, was enacted by the Parliament after resolutions to this effect were passed by the legislatures of States of Andhra Pradesh, Goa, Karnataka, Maharashtra, Tripura and West Bengal. The Act came into force w.e.f. 26.1.1997 in all Union Territories and the above six States.

So far 25 States and all Union Territories have adopted the Act. The remaining three States viz. Himachal Pradesh, Jammu & Kashmir and Rajasthan have their own Acts.

As per Section 3(1) of the Act, no person shall –

- engage in or employ for or permit to be engaged in or employed for any other person for manually carry human excreta; or
- construct or maintain a dry latrine.

Contravention of these provisions is a criminal offence punishable with imprisonment for a term, which may extend to one year or with fine, which may extend to Rs.2000/- or with both. In case a failure or contravention continues, with additional fine which may extend to one hundred rupees for every day during which such failure or contravention continues after the conviction for the first such failure or contravention.

Self-Employment Scheme for Rehabilitation of Manual Scavengers Introduction:

Eradication of the practice of manual scavenging is an area of priority for the Government. For this purpose, the Government has adopted a four-pronged strategy consisting of

- i. Administration of the employment of Manual Scavengers and Construction of Dry Latrines (Prohibition) Act, 1993;
- ii. conversion of dry latrines into water seal toilets,
- iii. rehabilitation of manual scavengers and their dependents, into alternative occupations, and
- iv. supporting education of their children through the Pre-Matric and Post-Matric Scholarships.

The implementation of the Act, and details of scholarship schemes are already explained in para 4.4.1 and Inconsequent paras 4.6.1 & 4.6.2. respectively, and the other two interventions are explained below:

(a) Conversion of dry latrines into water sealed latrines

Existence of dry latrines is the root cause of manual scavenging. Accordingly, a scheme called the Integrated Low Cost Sanitation Scheme (ILCS) was introduced in 1980-81 for urban areas. This scheme, currently being implemented by the Ministry of Housing and Urban Poverty Alleviation (MOHUPA), aims at conversion of the remaining dry latrines into water seal latrines. Under the Scheme, subsidy is provided to households belonging to economically weaker sections for construction of water borne latrines. In the rural areas, Ministry of Rural Development is implementing Nirmal Bharat Abhiyan (NBA), which aims to accelerate sanitation coverage in rural areas to achieve the vision of Nirmal Bharat by 2022.

(b) Rehabilitation of Manual Scavengers:

A National Scheme of Liberation and Rehabilitation of Scavengers and their Dependents (NSLRS) was started in March, 1992 to rehabilitate manual scavengers and their dependents in alternative occupations. As per reports received from State Governments from time to time, there were about 7.70 lakh manual scavengers and their dependents, to be rehabilitated under NSLRS. Out of this, about 4.23 lakh beneficiaries were assisted for rehabilitation, during the period of implementation of NSLRS.

This Ministry formulated a 'Self Employment Scheme for Rehabilitation of Manual Scavengers' (SRMS) which was introduced in January 2007 with the objective of rehabilitating remaining manual scavengers and their dependents by March, 2009. Under the Scheme, the identified beneficiaries are provided loan, at subsidized rate of interest, and credit linked capital subsidy for setting up self employment projects. It also has liberal provisions for training of beneficiaries in

marketable skills to enhance their employability. They are paid stipend of Rs. 1000 per month during the period of training.

The Self Employment Scheme for Rehabilitation of Manual Scavengers originally envisaged rehabilitation of all manual scavengers in alternative occupations by 31.3.2009. Subsequently, it was decided to extend the scheme up to 31.3. 2010. Progress of implementation of the scheme is given below.

Implementation of SRMS

A. As per the updated number reported by States/UTs after launch of the Scheme, about 1.18 lakh manual scavengers and their dependents in 18 States/UTs were identified for implementation of the Scheme. All these States/UTs have confirmed disbursement of loans for alternative occupations to all eligible and willing 78,941 beneficiaries. State/UT wise details are given at **Annexure-4.10**. Several States reported that a number of beneficiaries identified by them could not be provided loan due to various reasons. These reasons included (a) being unwilling to take loan, (b) already employed, (c) death, migration or not being traceable, (d) wrong identification etc. As these reports were being received from the State Channelising Agencies, which are the implementing agencies at the State level, State Governments were requested to thoroughly verify these figures and confirm it. Confirmation in this regard has been received from all concerned State Governments and Govt. of NCT of Delhi. State Channelising Agency of Puducherry has reported coverage of all identified, eligible and willing beneficiaries.

B. Further Action Plan

After having completed disbursal of loans to all the eligible and willing beneficiaries for self employment, the Ministry requested all concerned States/UTs for:

- (i) close monitoring and mentoring of the beneficiaries by the District Administration and the concerned State Corporation/State Channelising Agency (SCA) to ensure that each beneficiary is sustainably employed in his/her chosen alternative occupation.
- (ii) **100% internal audit** of achievements by the offices of State Governments and SCAs, **and at least 25% external audit** through the State Commissions for Safai Karamcharis/SCs (wherever in existence), other independent agencies, and the National Commission for Safai Karamcharis to confirm that:
 - (a) loan and subsidy were actually disbursed to beneficiaries,
 - (b) assistance is being properly utilized and
 - (c) they have given up manual scavenging.

External audit shall in addition:

- (a) check with the originally identified beneficiaries, who could reportedly not be extended loan due to their being either unwilling or ineligible to take loan, so as to confirm that the reasons for their not having been financed were genuine,
- (b) confirm that no eligible and willing beneficiary was left over under SRMS and

- (c) if any residual cases come to light during the above audit exercise, which should have been covered under SRMS but got left out for any reasons, they should now be covered.

So far, external audit reports of Gujarat, Maharashtra, Rajasthan and Tamil Nadu and internal audit report of Himachal Pradesh have been received. The other concerned States/UTs are being pursued to send their reports.

Implementing agencies have also been requested to place detailed information in a prescribed format, about each identified beneficiary on the websites of national finance and development corporations, State Governments and concerned districts, so as to make it accessible to all, and open to public scrutiny. So far, out of 1.18 lakh identified beneficiaries, information of more than 1 lakh beneficiaries has been placed on the websites of the Apex Finance and Development Corporations of the Ministry.

C. Resolution of National Advisory Council (NAC) resolution- survey, amendment of scheme, law etc.

Recommendations of National Advisory Council

National Advisory Council (NAC), in its resolution dated 23.10.10, on eradication of manual scavenging, inter alia, observed that "the shameful practice of manual scavenging persists in India, despite being outlawed". "In 1993, Parliament passed the Employment of Manual Scavengers and Construction of Dry Latrines (Prohibition) Act, 1993, which declared the employment of scavengers or the construction of dry latrines to be an offence punishable with imprisonment for upto one year and a fine of two thousand rupees. But Central, State and local governments have been very weak in implementing this law, and almost no one has been punished under this law in 17 years". It was also observed that "one basic problem so far is that the effort has been viewed by governments more as an issue of sanitation, than an issue of human dignity as guaranteed to all citizens in the Preamble of the Constitution." The NAC, inter alia recommended that "the law also needs to be amended to ensure sharper definitions of manual scavenging, and accountability of public officials who employ, or fail to prevent, manual scavenging."

The NAC made further recommendations on the subject in its subsequent meeting held on 25.5.11. The NAC's fresh recommendations include:

- i. features of a new legislation to strengthen Government's accountability mechanism and widen the definition of manual scavenging to shift focus to human dignity from its current treatment as a mere sanitation issue;
- ii. components of a new survey and system of continuous joint surveillance;
- iii. individual rehabilitation plans;
- iv. survey of dry latrines; and
- v. appropriate technology development for sewage disposal in municipal areas and in the railways.

Action taken on the recommendations of NAC

The following action has been taken:-

- (i) A fresh legislation viz. 'The Prohibition of Employment as Manual Scavengers and their Rehabilitation Bill, 2012' has been introduced in Lok Sabha on 3.9.2012. The Bill takes care of many of the recommendations of NAC.
- (ii) A proposal for revision of the Self Employment Scheme for Rehabilitation of Manual Scavengers (SRMS) is in pipeline of its approval.
- (iii) Fresh survey of manual scavengers and their dependents is undergoing.

The details of the above action taken are as follows:-

I. **"The Prohibition of Employment as Manual Scavengers and their Rehabilitation Bill, 2012.**

Background

- A Consultation Meeting was organized on 24-25 January, 2011 by this Ministry, in collaboration with Ministries of Housing and Urban Poverty Alleviation and Urban Development, with the State Governments, NGOs, experts etc. to chalk out an action plan in the light of NAC's recommendations, wherein inter alia, amendments to the "Employment of Manual Scavengers and Construction of Dry Latrines (Prohibition) Act, 1993", were also discussed.
- The Ministry of Housing and Urban Poverty Alleviation (HUPA) constituted a Working Group to examine the issue and suggest amendments in the existing "Employment of Manual Scavengers and Construction of Dry Latrines (Prohibition) Act, 1993", to make it more effective.
- The proposed amendments in the Act was circulated by M/o HUPA on 18.4.11 to concerned ministries, and NAC.
- NAC, in its meeting held on 25.5.11 considered the draft Bill and recommended that **"a new law built on new realities and experiences gathered in the last decades, with provisions for active monitoring, redress and accountability will strongly further the momentum, which has sadly been lacking in the last 17 years since the Abolition of Manual Scavenging Act (1993) was adopted."**
- A meeting of the Central Monitoring Committee (CMC), to review implementation of the Employment of Manual Scavengers and Construction of Dry Latrines (Prohibition) Act, 1993, held on 19.7.11, under the chairmanship of Cabinet Secretary, opined that the new Bill on manual scavenging should be piloted by the Ministry of SJ&E. Subsequently, the **Cabinet Sectt. vide O.M. dated 17.8.11, conveyed its decision that M/o SJ&E would handle the work relating to the Bill.**
- Accordingly, this Ministry prepared a Draft bill titled "The Prohibition of Employment as Manual Scavengers and Their Rehabilitation Bill, 2012", and sought first stage advice of Ministry of Law and Justice on 1.11.11 on the issue whether such a legislation may be enacted under entry 97 (residual powers) of the Union List of Scheduled VII of Constitution.
- Ministry of Law and Justice provided advice of the Attorney General of India, dated 31.1.2012 in the matter. The Attorney General of India confirmed that the proposed Bill can be enacted.

● President's Address

The then President of India had, in her address to the Parliament on 12.3.2012, announced, inter alia, as follows:-

- "24. My government will introduce a new Bill in Parliament for eliminating manual scavenging and insanitary latrines. This will also provide for proper rehabilitation of manual scavengers in alternative occupations so that they are able to lead a life of dignity".
- A draft Bill was circulated to States on 4.4.2012 for their comments.
- A **consultation meeting** was organized in Delhi on **23.4.12**, to discuss provisions of the Bill with the State Govts./UTs concerned Central Ministries/Depts. and NCSC and NCSK etc., and elicit their comments. Representatives of 18 States, two Municipal Corporations and Central Ministries, Commissions & Apex Finance & Dev. Corporations of this Ministry, attended the meeting and offered their comments on the draft Bill.
- The draft Bill was revised in the light of the consultation held on 23.4.12 and a draft Cabinet Note along with the draft Bill was circulated to the concerned Central Ministries and the PMO on 29.5.2012.
- Draft Bill was further modified in view of the comments received from the concerned Central Ministries/Depts.

● Prime Minister's Address

The Prime Minister of India, in his speech, delivered on Independence Day 2012, inter alia, stated as follows:-

"We are considering a new and effective law to put an end to the repulsive practice of manual scavenging and to provide opportunities to those engaged in this practice to begin their lives afresh."

- Final version of the draft Bill was finalized in consultation with the Legislative Deptt., Ministry of Law. After obtaining due approval of Cabinet on 23.8.2012, the "**Prohibition of Employment as Manual Scavengers and their Rehabilitation Bill, 2012**" was introduced in Lok Sabha on 3.9.2012.

Main features of the Bill :

- i. Prohibition of "**insanitary latrines**" instead of "dry latrines" as provided under the existing Act of 1993.
- ii. Wider definition of "manual scavenger".
- iii. Prohibition of hazardous manual cleaning of sewers & septic tanks.
- iv. More stringent penal provisions.
- v. Offences to be not merely cognizable (as under the present Act) but also non-bail able, and tri able by Executive Magistrates.
- vi. Detailed provisions for identification and rehabilitation of manual scavengers.
- vii. Stronger vigilance mechanism.

The Bill was referred to the Parliament's Standing Committee on Social Justice and Empowerment. The Committee presented its Report to Lok Sabha on 4.3.2013.

II. Revision of Self Employment Scheme for Rehabilitation of Manual Scavengers (SRMS)

There is a proposal to revise the existing SRMS to make it more effective. A draft EFC memo was circulated to the Central Ministries, Planning Commission etc. on 31.8.2012. An estimated amount of Rs. 3000 crore would be required for implementing the above revisions under the Scheme. The a meeting of the EFC was held on 8.3.2013, wherein the proposal of the Ministry was not agreed to and the Ministry of Finance vide their letter dated 9.3.13 sought certain clarifications. The clarifications were sent on 18.3.2013.

III. Survey of Manual Scavengers and Their Dependents

The House listing and Housing Census 2011 data provided by Registrar General of India, inter alia, reported existence of 26.06 lakh insanitary latrines(12.76 lakh in rural and 13.30 lakh in urban areas), viz. those

- i. from which night soil is disposed into open drain,
- ii. which are serviced manually, and
- iii. which are serviced by animals.

A Committee under the Chairmanship of the Secretary, Ministry of Statistics and Programme Implementation, with the Secretary, Ministry of Social Justice and Empowerment as its co-Chairman, in its report dated 19.6.2012 recommended that **since a survey of the manual scavengers in the rural areas of the country is already being undertaken as a part of the Socio-Economic Castes Census (SECC), the survey of manual scavengers may be undertaken in the statutory towns.** The scope of the survey would be limited to 3546 statutory cities/towns (out of total 4041) where the Census 2011 has pointed out the existence of insanitary latrines. The Committee also recommended that before conducting the full survey in all the statutory towns, a **pilot survey** may be undertaken in selected areas.

Planned modalities of survey

Main modalities for conducting the survey are as follows:-

- a. The Survey of Manual Scavengers in the 3546 statutory towns would be conducted. The data on manual scavengers in rural areas is being canvassed by SECC(Rural).
- b. The following methodology and process of survey has been recommended:-
 - i. Awareness Campaign
 - ii. Self-Declaration by Manual Scavengers
 - iii. Cent Percent Verification by Enumerators
 - iv. Sample check by Supervisors
 - v. Preparation of the Draft List of Manual Scavengers and its Publication
 - vi. Filing of Claims and Objections to the Draft List.
 - vii. Publication of Final List of Manual Scavengers

Progress of Action Taken

After approval of the guidelines for the survey by the Minister of Social Justice and Empowerment, in accordance with the recommendations of the Committee, this Ministry has taken action for conducting a **pilot survey** in one district each of five States/UT viz., Assam, J & K, Karnataka, NCT of Delhi and West Bengal. **An orientation meeting was organized on 16.10.2012**, at New Delhi with the Pr. Secretaries/Secretaries of the concerned States and the District Collectors of the concerned districts to make them aware about the process of the pilot survey and to sensitize them about the importance of doing it in a time bound manner. The pilot survey was to be completed in two months. Accordingly, a review meeting was held on **20.12.2012** to know the status of pilot survey. The Pilot Survey has been completed in J&K, Karnataka, NCT of Delhi and West Bengal, wherein no manual scavenger was identified. The results of the pilot survey were as follows:-

- In Baramulla, Bengaluru and Dakshing Dinajpur no self declaration was recorded.
- However the representative of Govt. of J&K informed as follows:-
- Even though no manual scavenger could be found, a total of 5600 insanitary latrines were found (2382 dry latrines and 3218 latrines where the night soil is discharged into open drains).
- The dry latrines were being serviced by the households themselves and using the decomposed excreta as organic manure.
- No one was found engaged in cleaning of open drains.
- However, in East Delhi, on the basis of the list provided by the Delhi Safai Karmachari Commission, 15 applications were received, which on verification were not found engaged in manual scavenging.

No manual scavenger was found in any of the districts in the pilot survey.

Assam, where the pilot survey was not started, has been requested for immediate pilot survey in the State.

Since no manual scavenger was identified during the pilot survey in any of the four districts in the four States/UT, this Ministry has felt a need to review the modalities of survey. Accordingly, a meeting was held under the Chairmanship of the Secretary, MOSPI on 23.1.2013. Action is being taken to revise the guidelines for the survey.

An Orientation Meeting with the States/UTs was held on **19.2.2013, with the** State Pr. Secretaries/Secretaries wherein they were given details of the survey and steps to be taken by them in this regard. Thereafter, an advisory was issued to all concerned States/UTs on 22/2/2013, which was addressed by Secretary, SJ&E to the Chief Secretaries. A programme of training of Master Trainers was organized on 6.3.2013. A programme of training and orientation of representatives of NGOs was also organized on 21.3.2013.

D. Action Taken on Cases Reported by NGOs

Safai Karmachari Andolan (SKA) had, vide their letters dated 30.12.2010 and 12.5.11 furnished lists of 7,630 persons allegedly engaged in manual scavenging in 15 States. Garima Abhiyan, another voluntary organization working for eradication of manual scavenging, had also, vide their letter received in the Ministry on 20.5.2011, sent a list of 2732 manual scavengers in respect

of 3 States viz. Madhya Pradesh, Rajasthan and Uttar Pradesh. Thus the two NGOs, had sent lists of a total of 10,362 manual scavengers. The lists received from SKA and Garima Abhiyan were sent to the concerned 15 State Govts. As per reports received from the State Govts., the position as of present, is as follows:

Total No. of Persons reported by the above NGOs as allegedly engaged in Manual Scavenging	No. of persons for whom verification completed by State Govts.	Persons found engaged in Manual Scavenging by State Govts.	Persons rehabilitated out of those in Column (3)
(1)	(2)	(3)	(4)
10,697*	10,697	625	528

* Includes 335 persons, whose list was provided by SKA to Govt. of Rajasthan.

** Remaining 97 beneficiaries are in Rajasthan and are getting training.

State-wise details of lists provided by these NGOs and the status of their verification are given at **Annexure-4.11**.

E. Action taken by the Govt. on the data on insanitary latrines of Census 2011.

Registrar General and Census Commissioner, India (RGI), in March, 2012 released House listing and Housing Census, 2011, data, which has inter alia, provided number of households by type of latrine facility. It includes national and State-wise data on various types of insanitary latrines, including:-

- a. Latrines from which Night soil is disposed into open drain; and
- b. Service latrines in which night soil is : -
 - i) removed by humans, and
 - ii) serviced by animals.

An abstract of absolute number and % of households with insanitary latrines, is as follows : -

S. No.	Item	No. (in lakh)		
		Total	Rural	Urban
(1)	(2)	(3)	(4)	(5)
1.	Total No. of households	2466.9	1678.3	788.6
2.	Out of (1) above households with			
	i) No latrine within the premises	1309.6	1162.5	147.1
	ii) Latrine within the premises	1157.4	515.8	641.6
3.	Out of 2(ii) above, No. of households with Insanitary Latrines from which night soil is:-			
	i) disposed into open drain	13.1	3.7	9.4
	ii) removed by humans	7.9	5.9	2.0
	(i) + (ii)	21.1(1.8% of 2(ii))	9.6	11.5
	iii) serviced by animals	5.0	3.2	1.8
	Total number of households with insanitary latrines (i)+(ii)+(iii)	26.1	12.8	13.3

State/UT wise details of insanitary latrines are at **Annex-4.12.**

Sl No.	Range of 'latrines from which night soil is removed by humans 'in the State	Name of State/UT	Number of 'latrines from which night soil is removed by humans'
1)	(2)	(3)	(4)
I	>1 lakh	Uttar Pradesh	326,082
		Jammu & Kashmir	178,443
		West Bengal	130,330
II	10,000-1 lakh	Tamil Nadu	27,659
		Odisha	26,496
		Assam	22,139
		Bihar	13,587
		Andhra Pradesh	10,357
		Manipur	10,062
		III	1,000-10,000
Karnataka	7,740		
Madhya Pradesh	5,664		
Uttarakhand	4,701		
Punjab	3,465		
Kerala	3,011		
Rajasthan	2,572		
Gujarat	2,566		
Meghalaya	1,962		
Jharkhand	1,836		
Haryana	1,343		
Arunachal Pradesh	1,059		
IV	<1,000	Tripura	
		Nagaland	786
		Chhattisgarh	736
		NCT of Delhi	583
		Himachal Pradesh	310
		Dadra & Nagar Haveli	168
		Puducherry	133
		Mizoram	121
		Daman & Diu	16
		A & N Islands	11
		V	Zero
Goa	0		
Lakshadweep	0		
Sikkim	0		
		Total	794,390

Follow up action on Census, 2011 data:

The then Minister, SJ&E, on 13.4.12, wrote to the then Minister of HUPA and the Minister, Drinking Water & Sanitation conveying Census 2011, data on insanitary latrines in the urban and rural areas of the country, respectively, and had **requested them to intensify the Integrated Low Cost Sanitation Scheme and Total Sanitation Campaign Schemes (since renamed as Nirmal Bharat Abhiyan) for the time-bound conversion of those latrines into sanitary ones**. In response, the then Minister (HUPA) has written to all States Chief Ministers on May 18, 2012 and the Secretary (HUPA) to Chief Secretaries of all States on 12.6.12, where as per Census 2011 data dry latrines exists. The then Minister of HUPA informed that they were fully aware of the development and necessary action would be taken at the earliest. Minister, Drinking Water and Sanitation has informed that full financial support would be extended to whatever expenditure may have to be incurred by the government to ensure that these insanitary latrines, which lead to manual scavenging, are eliminated in the next one year itself.

The then Minister, SJ&E vide letters dated 2.5.12 **requested the Chief Ministers of 18 States, where SRMS was implemented**, to take action for identification and conversion of insanitary latrines and identification and rehabilitation of manual scavengers servicing those insanitary latrines, reported as per House listing and Housing Census, 2011 data. The then MSJE, vide letter dated **31.5.12 also addressed the Chief Ministers of non-SRMS States** also for similar action.

With a view to sensitize senior officials of the 126 districts having more than 5000 households with insanitary latrines and concerned States, to the data from Census, 2011, and facilitate preparation of district-wise action plans for time-bound elimination of remaining insanitary latrines and rehabilitation of manual scavengers, **meetings were organized by this Ministry on 6th and 20th June, 2012, at Vigyan Bhawan, New Delhi**. The first meeting covered 60 **districts** of 8 States and one UT (viz. U.P., Punjab, Haryana, Bihar, Odisha, West Bengal, Assam, Manipur and the NCT of Delhi), while the second covered **66 districts** of 8 States (viz. J&K, Rajasthan, Madhya Pradesh, Maharashtra, Gujarat, Andhra Pradesh, Karnataka and Tamil Nadu). The meetings were Chaired by the then Union Minister, Social Justice and Empowerment and was attended by the Collectors, Municipal Commissioners, Principal Secretaries/Secretaries of Social Welfare, Rural Development and Urban Development and MDs of State Scheduled Castes Finance and Development Corporations. From the Central Govt. Secretaries of Social Justice and Empowerment, Housing and Urban Poverty Alleviation and Drinking Water and Sanitation, and other senior officers from these Ministries also attended the meeting. Representative from Ministry of Urban Development also participated in the meetings. The National Commission for Scheduled Castes and the National Commission for Safai Karmacharies also participated.

In the meeting the attention of the State Govts was drawn towards the seriousness of twin problems of insanitary latrines and manual scavenging as thrown up by Census, 2011 data, and they were urged to prepare a time-bound action plan to ensure elimination of insanitary latrines and rehabilitation of remaining manual scavengers, on priority. The State Govts were also informed that the Govt. of India was, inter alia, in the process of formulating a new law for 'Prohibition of Employment as Manual Scavengers and their Rehabilitation, revising the

existing Schemes for rehabilitation of Manual Scavengers and Total Sanitation Campaign and formulating a new scheme for conversion of insanitary latrines in urban areas. However, it was impressed upon the State Govts. to start taking action regarding elimination of insanitary latrines and rehabilitating manual scavengers after identifying them, under the available programmatic interventions, without waiting for the finalization of above new initiatives. States were assured of funding under the existing Scheme of Self Employment Scheme for Rehabilitation of Manual Scavengers, the Total Sanitation Campaign and Integrated Low Cost Sanitation Scheme. The State Govt. of U.P had informed in the meeting regarding steps taken by it to identify Manual Scavengers and their Rehabilitation by convergently implementing the existing Schemes. The other States were urged to follow the model.

The then MSJE requested the State Govts. to take up the matter on a war footing to ensure that the twin evils of insanitary latrines and manual scavenging is completely eliminated at the earliest.

The Uttar Pradesh Scheduled Castes Vitta Evan Vikas Nigam has vide its letter dated 9.11.2012 requested a funds of Rs. 25 crore for rehabilitation of **9329** manual scavengers identified by the State Govt. An amount of Rs. 12.5 crore has been released to the corporation on 11.1.2013 and it has been requested to furnish certain requisite details for release of the balance amount, the National Backward Finance and Development Corporation the nodal corporation in respect of SRMS, for the State of Uttar Pradesh.

A meeting with the States/UTs under the Chairmanship of the Minister, SJ&E was held on **19.2.2013** to review the action taken in regard for elimination of the twin evils of manual scavenging and insanitary latrines.

4.5 Schemes: An Overview

Focus of the Scheduled Caste Development Bureau in the Ministry of Social Justice & Empowerment is on (i) Educational Empowerment (ii) Economic Empowerment and (iii) Social Empowerment of the Scheduled Castes through various schemes of the Ministry. The budget provision for the year 2012-13 was Rs. 4300.00 crore, out of which Rs.3826.20 crore had been utilized.

4.6 Schemes of Educational Empowerment

A. Centrally- sponsored Schemes

4.6.1 Post Matric Scholarship for Scheduled Caste Students (PMS-SC)

Introduction

The Scheme is the single largest intervention by Government of India for educational empowerment of scheduled caste students. The Scheme is in operation since 1944. This is a centrally sponsored scheme. 100% central assistance is released to State Governments/UTs for expenditure incurred by them under the scheme over and above their respective committed liability. The committed liability of a State/UT is the total expenditure incurred by it under the scheme during the penultimate year of the last plan period. North-Eastern states are however, exempted from committed liability.

Objective

The objective of the Scheme is to provide financial assistance to scheduled caste students studying at post matriculation or post-secondary stage to enable them to complete their education.

Salient Features

The financial assistance includes maintenance allowance, reimbursement of non-refundable compulsory fee charged by educational institutions, Book Bank facility and other allowances. The scholarships are available for studying in India only and are awarded by the Government of the States/Union Territories to which the applicant actually belongs.

Rates of admissible allowances

The Scheme was revised on 31-12-2010 w.e.f. 1.7.2010 with the following main modifications:-

- i) Revision of income ceiling (of parents/guardians from all sources) from existing Rs. 1.00 lakh p.a. to Rs. 2.00 lakh p.a.;
- ii) Regrouping of courses; and
- iii) Revision of maintenance and other allowances as below:

(a) Maintenance allowance:

Groups		Rate of Maintenance allowance (in Rupees per month)	
Group	Courses	Hostellers	Day Scholars
Group I	ii) Degree and Post Graduate level courses in Medicine (Allopathic, Indian and other recognized systems of medicines), Engineering, Technology, Planning, Architecture, Design, Fashion Technology, Agriculture, Veterinary & Allied Sciences, Management, Business Finance/Administration, Computer Science/Applications. iii) (Commercial Pilot License (including helicopter pilot and multiengine rating) course. iv) Post Graduate Diploma courses in various branches of management & medicine. v) C.A./I.C.W.A./C.S./I.C.F.A. etc. vi) M. Phil., Ph.D. and Post Doctoral Programmes (D. Litt., D.Sc. etc.), Group I, Group II and Group III courses vi) L.L.M.	1200	550

Group II	<i>ii) Professional Courses leading to Degree, Diploma, Certificate in areas like Pharmacy (B Pharma), Nursing (B Nursing), LLB, BFS, other para-medical branches like rehabilitation, Diagnostics etc., Mass Communication, Hotel Management & Catering, Travel/Tourism/Hospitality Management, Interior Decoration, Nutrition & Dietetics, Commercial Art, Financial Services (e.g. Banking, Insurance, Taxation etc.) for which entrance qualification is minimum Sr. Secondary (10+2). (ii) Post Graduate courses not covered under Group I eg. MA/M Sc/M.Com/M Ed./M.Pharm etc.</i>	820	530
Group III	<i>All other courses leading to a graduate degree not covered under Group I & II eg. BA/B SC/B Com etc.</i>	570	300
Group IV	<i>All post-matriculation level non-degree courses for which entrance qualification is High School (Class X), e.g. senior secondary certificate (class XI and XII); both general and vocational stream, ITI courses, 3 year diploma courses in Polytechnics, etc.</i>		

(b) Additional Allowances for SC students with disabilities

(A) Reader Allowance for blind Scholars

Level of Course	Reader Allowance (Rs. per month)
Group I, II	240
Group III	200
Group IV	160

(B) Provision of transport allowance upto Rs. 160/- per month for disabled students, if such students do not reside in the hostel, which is within the premises of educational institution **(C)** Escort Allowance of Rs. 160/- per month for severely handicapped day scholar students with low extremity disability.

(D) Special Pay of Rs. 160/- per month is admissible to any employee of the hostel willing to extend help to a severely orthopaedically handicapped student residing in hostel of an educational institution, who may need the assistance of a helper.

(E) Allowance of Rs. 240/- per month towards extra coaching to mentally retarded and mentally ill students.

The provisions in **(B)** to **(D)** will also apply to leprosy-cured students.

Delivery Mechanism

All the State Governments/UT Administrations were advised to ensure that cash payment of scholarship is avoided and the scholarship is paid to the students through Post Offices/ Bank accounts and Smart Cards by opening accounts in the name of beneficiary. Several States viz. Andhra Pradesh, Bihar, Chhattisgarh, Gujarat, Haryana, Himachal Pradesh, Jharkhand, Karnataka, Kerala, Madhya Pradesh, Maharashtra, Odisha, Punjab, Rajasthan, Sikkim, Tamil Nadu, Tripura, Uttar Pradesh, Uttarakhand and West Bengal have already started payment of scholarship through beneficiary bank account directly.

Physical & Financial Achievements

The details of Budgetary Allocation and Central Assistance released during last three years are as under:

Year	Budget allocation (Rs. in Crore)	Amount released (Rs. in Crore)	Beneficiaries (in Lakhs)
2010-11	1700	2097.20	42.98
2011-12	2218	2711.34	48.00
2012-13	1500.00	1654.64	51.72 (anticipated)

The State-wise financial and physical progress made under the scheme of the Post Matric scholarship during 2010-11 to 2012-13 is at **Annexure 4.13**.

4.6.2 Pre-Matric Scholarship for Children of those engaged in 'unclean' occupations

Introduction

This is also a centrally sponsored scheme, which is implemented by the State Governments and Union Territory Administrations, which receive 100% central assistance from the Government of India for the total expenditure under the scheme, over and above their respective Committed Liability. The level of Committed Liability of respective State Governments/Union Territory Administrations for a year is equivalent to the level of actual expenditure incurred by them under the scheme during the terminal year of the last Five Year Plan.

Objective

The scheme was started in 1977-78. Initially, the scheme covered only hostellers. Subsequently, in the year 1991 day scholars were also brought within the purview of the scheme. Under the scheme financial assistance is provided for pre-matric education to children of the following target groups, viz. (i) scavengers of dry latrines, (ii) tanners, and (iii) flayers .

Salient Features

- Assistance under the scheme consists of two components, viz.
 - Monthly Scholarship (for 10 months)
 - Annual Ad hoc Grant (to cover incidental expenses like stationery, uniform, etc.)

- There is no income ceiling or caste restriction for eligibility
- There are special provisions for students amongst target group with disabilities.
- The scheme is implemented through State Governments.

Partial Modification

The 'Object' and 'Conditions of eligibility' of the Scheme have been modified in such a manner, with effect from 1-7-2011, to do away with the condition which restricts the Scholarship to the Children of only existing manual scavengers. The condition of giving annual certificate by the manual scavengers has been done away with. More students are likely to be benefitted under this Scheme after these changes.

Rates of admissible allowances

The current rates of allowances admissible under the Scheme are summarized below:-

S. No.	Component of Scheme	Amount admissible	(Amount in Rupees)	
1.	Monthly Scholarship	Class I-II III-X	Day Scholars 110 110	Hostellers - 700
2.	Annual Ad-hoc Grant (Rs. Per annum)	Day Scholars – Rs 750 Hostellers – Rs 1000		

Physical and Financial Achievements:

The details of Budgetary Allocation and Central Assistance released during last three years under Pre-matric Scholarship Scheme for children of those engaged in 'unclean' occupation are as under:

(Amount in Rs crore)			
Year	Budget Allocation	Central Assistance Released	No. of beneficiaries (in lakh)
2010-11	80.00	58.48	6.1
2011-12	80.00	63.65	6.8
2012-13	10.00	9.99	4.54 (anticipated)

State-wise financial and physical progress made under the scheme during 2010-11 to 2012-13 is at **Annexure 4.14**.

4.6.3 Babu Jagjivan Ram Chhatrawas Yojana

Objective

The objective of the Scheme is to provide hostel facilities to SC Boys and Girls studying in middle schools, higher secondary schools, colleges and Universities.

Salient Features

The State Governments/Union Territory Administrations and the Central & State Universities/institutions are eligible for central assistance, both for fresh construction of hostel buildings and for expansion of the existing hostel facilities while NGOs and deemed Universities in the private sector can avail the benefit only for expansion of their existing hostel facilities.

Central Assistance

The following pattern of funding is available for Construction/expansion of SC Boys & Girls Hostels:

SI No.	Institute/ Organisation	Boys Hostels	Girls Hostels	Assistance available
1	State Government	50(SG): 50(CG)	100% (CG)	New Construction and expansion of existing hostel
2	U.T. Administration	100% (CG)		
3	Central University	90(CG):10 (University)		
4	State University/ Institute	45(SG):45(CG):10(State University/Institute)		
5	NGO/Deemed University	45(SG):45(CG):10(NGO/ Deemed University)	90(CG):10 (NGO/ Deemed Univ)	Only expansion of existing hostel

SG = State Govt. share; CG= Central Govt. share; NGO = Non-Government Organisation

In addition to the admissible central assistance under the Scheme, one-time grant of Rs. 2500/- per student would also be provided for making provisions of a cot, a table and a chair for each student.

Physical & Financial Achievements during the years 2009-10 to 2011-12 and 2012-13 are as follows:

Amount in Rs. crore

Scheme	Year	Budget Allocation	Expenditure	Hostels	Beneficiaries
SC Girls Hostel	2009-10	60.00	25.36	20	1421
	2010-11	80.00	43.91	33	2506
	2011-12	95.00	38.32	22	2300
	2012-13	95.00	21.71	32	2856
SC Boys Hostel	2009-10	40.00	6.20	20	735
	2010-11	50.00	34.28	41	3244
	2011-12	50.00	27.60	26	2656
	2012-13	50.00	14.10	20	1700

State-wise financial and physical progress made under the Scheme for Girls Hostel and Boys Hostel during 2009-10 to 2011-12 and 2012-13 is at **Annexures – 4.15 & 4.16** respectively.

4.6.4 Upgradation of Merit of SC Students

Objective

To upgrade the merit of Scheduled Caste students, studying from Class IX to Class XII, by providing them the facilities for education in residential schools. It is being done by (i) removing their educational deficiencies (ii) facilitating their entry into professional courses by upgrading their merit and (iii) generating self-confidence and self-reliance in them.

Salient Features

100% Central assistance to the States/UTs through a package grant of Rs.15,000/- per student per year. Special allowances like reader allowance, transport allowance, escort allowance etc. is given to students with disability.

Physical and Financial Achievement during the last three years;

(Rs in crore)

Year	Budget Allocation	Expenditure	Beneficiaries
2010-11	4.00	2.89	2,893
2011-12	4.00	2.91	2507
2012-13	5.00	1.97	1527

State wise financial and physical progress made under the scheme during 2010-11 to 2012-13 is at **Annexure-4.17**

4.6.5 Pre-matric Scholarship for SC students studying in IX and X

Introduction

The Scheme has been introduced w.e.f. 01.07.2012. The Scheme is Centrally Sponsored Scheme and implemented by the State Governments and Union Territory Administrations, which will receive 100% central assistance from Government of India for expenditure under the Scheme, over and above their Committed Liability. The level of Committed Liability of a State Government/Union Territory Administration for a year will be equivalent to the level of actual expenditure incurred by them under the Scheme during the terminal year of the previous Five Year Plan Period, and will be required to be borne by them by making provision in their own budget.

Objective

The objectives of the scheme are:

- To support parents of SC children for education of their wards **studying in classes IX and X** so that the incidence of drop-out, especially in the transition from the elementary to the secondary stage is minimized, and

- (b) To improve participation of SC children in classes IX and X of the pre-matric stage, so that they perform better and have a better chance of progressing to the post-matric stage of education.

Salient Features

- Assistance under the scheme consists of two components, viz.
 - (i) Monthly Scholarship (for 10 months)
 - (ii) Annual Ad hoc Grant (to cover incidental expenses like stationery, uniform, etc.)
- Parent/Guardian's income should not exceed Rs. 2 lakh per annum.
- There are special provisions for students amongst target group with disabilities.
- The scheme is implemented through State Governments.

Rates of admissible allowances

The current rates of allowances admissible under the Scheme are summarized below:-

S No	Component of Scheme	Amount admissible	(Amount in Rupees)	
1.	Monthly Scholarship	Class IX-X	Day Scholars 150	Hostellers 350
2.	Annual Ad-hoc Grant (Rs. Per annum)	Day Scholars – Rs 750 Hostellers – Rs 1000		

Physical and Financial Achievements:

The details of Budgetary Allocation and Central Assistance released during the 2012-13

Year	Budget Allocation (Rs. in Crore)	Central Assistance Released (Rs. in Crore)	No. of beneficiaries (in lakh)
2012-13	824.00	931.37	40.00 (Anticipated)

State-wise financial and physical progress made under the Scheme during the year 2012-13 is at **Annexure- 4.18**.

B. Central Sector Schemes

4.6.6 Rajiv Gandhi National Fellowships for SC Students

Objective

The scheme provides financial assistance to Scheduled Caste students for pursuing research studies leading to M. Phil., Ph.D. and equivalent research degree in universities, research institutions and scientific institutions.

Salient Features

University Grants Commission (UGC) is the nodal agency for implementing the scheme. 2000 Research Fellowships (Junior Research Fellows) per year are awarded to Scheduled Caste Students. No. of fellowships were increased from 1333 to 2000 w.e.f. 2010-11. In case of non-availability of adequate number of Scheduled Caste candidates, the number of fellowships not availed during a year will be carried forward to the next academic session. In case, the number of candidates exceeds the number of available awards, the UGC selects the candidates based on the percentage of marks obtained by the candidates in their Post Graduation examination. There is no income-ceiling prescribed under the Scheme.

Rates of fellowship

The rates of fellowship for JRF and SRF will be at par with the UGC fellowships. The current rates of fellowship under the Scheme, revised with effect from 1-4-2010, are as follows:

S. No.	Stream	Monthly rate of fellowship (Amount in Rupees)	
		J.R.F.	S.R.F.
1	Science, Humanities and Social Sciences	16,000	18,000
2	Engineering and Technology	18,000	20,000

Rates of other allowances

The present rates of other allowances admissible under the fellowship are as follows:-

(Amount in Rupees)

Type of Scholarship	Item of Assistance	Humanities and Social Science	Science, Engineering and Technology	Depttl. Assistance	Escorts/ Reader Assistance
Junior Research Fellowship	Contingency for first two years (p.a.)	10,000	12,000	3,000/- p.a. per student to the host institution for providing infrastructure	2,000/-p.m. in cases of physically and visually handicapped candidates
Senior Research Fellowship	Contingency for remaining three years (p.a.)	20,500	25,000		

The House Rent Allowance (HRA) will be on the UGC pattern and will be payable to those students who are not provided with hostel accommodation. In case hostel accommodation offered by the university/institution is refused, the student will forfeit his claim of HRA. The other facilities such as medical facilities, leave including maternity leave will be governed as per the guidelines of the UGC in case of their fellowship programme.

Physical and Financial Progress

The details of Budgetary Allocation and Central Assistance released during the last three years are as under:

(Rupees in crores)

Year	Budget Allocation	Fund Released	Fellowships awarded		
			Male	Female	Total
2010-11	160.00	144.00	1178	822	2000
2011-12	125.00	103.69	1034	966	2000
2012-13	125	0.00 (upto 31.01.2013)	*	*	2000

* Selection Process for 2012-13 has not been completed yet

4.6.7 Scholarship Scheme of Top Class Education for SC Students

Objective

Objective of the scheme is to promote qualitative education amongst SC students, by providing full financial support for pursuing studies beyond 12th class.

Salient Features

- i) There are 205* institutions of excellence spread all over the country in the list of notified institutions. Notified institutions include all IIMs, IITs, NITs (earlier known as RECs), Commercial Pilot License training institutes and reputed Medical/Law and other institutes of excellence. Maximum 1250 fresh scholarships can be given each year.

*24 new institutions namely,

- 10 National Institutes of Technology (NITs),
- 3 Indian Institutes of Management (IIMs),
- 2 Schools of Planning & Architecture (SPAs),
- 5 Law Universities and
- 4 Other Premier Institutions under various Central Ministries

were included in the list during the year 2011-12. A list of 24 new institutions, notified under the Scheme is at **Annexure 4.19**.

- ii) All the Government notified institutes (of IITs, NITs and IIMs) are allotted 12 awards/scholarships each, whereas the Commercial Pilot License training institutes are allotted 2 awards each.
- iii) Courses of study covered are Engineering, Medicine/Dentistry, Law, Management, Hotel Management, Fashion Technology and other streams.
- iv) SC students whose total family income is up to Rs.4.50 lakh per annum are eligible for the scholarship w.e.f academic year 2012-13.

Scholarship is awarded for:

- i) Full tuition fee and other non-refundable charges (there will be a ceiling of Rs.2 lakh per annum per student towards fee in the private sector institutions and Rs.3.72 lakh per annum per student in private sector flying clubs for Commercial Pilot Training.
- ii) Living expenses @ of Rs.2,220/- per month per student subject to actual.
- iii) Books & stationery @ Rs.3,000/- per annum per student and subject to actual.
- iv) A latest computer with full accessories limited to Rs. 45,000/- per student as one time assistance.

Physical and Financial Achievement during the last three years:

(Amount in Rs crore)

Year	Budget Allocation	Expenditure	Beneficiaries
2010-11	25.00	14.15	1036
2011-12	25.00	14.82	1259
2012-13	16.70	16.70	1306

Financial and physical progress made under the scheme during the year 2012-13 is at **Annexure-4.20**.

4.6.8 "National Overseas Scholarship for SC etc candidates"

Objective

National Overseas Scholarship is meant to provide assistance to selected Scheduled Caste, Denotified, nomadic, semi-nomadic tribes, landless agricultural labourers and traditional artisans students for pursuing higher studies of Master level courses and PhD programmes abroad in specified fields of study.

Salient Features: –

The Scheme provides for fees charged by institutions as per actual, monthly maintenance allowance, passage visa fee and insurance premium etc. annual contingency allowance, incidental journey allowance Only one child of the same parents/guardians is eligible to get benefit under the Scheme. The prospective awardees should not be more than 35 years of age. The total number of awards to be given each year is 30 and 30% of the awards have been earmarked for women candidates. Financial assistance under the Scheme is provided for a maximum period of 4 years for Ph.D and 3 years for Master's programme. The income ceiling from all sources of the employed candidate or his/her parents/guardians should not be more than Rs. 25,000/- per month.

Rates of admissible allowances

The current rates of allowances admissible under the Scheme are summarized below:

**Table 3: Current Rates for National Overseas Scholarship
(With Effect From 9.7. 2007)**

Item	Amount admissible in UK (in GBP)	Amount admissible in US and other countries (in US \$)
A. Allowance/Tax/Fee etc.		
Annual Maintenance Allowance	9000	14000
Annual Contingency Allowance	1000	1375
Incidental Journey Allowance	Equivalent to US \$ 17	
Equipment Allowance	Rs. 1200	
Poll Tax	Actual amount	
VISA Fee	Actual VISA fee in Indian Rupee	
Fee and Medical Insurance Premium	Actual as charged	
Local Travel	Second or coach class fare	

Physical and Financial Progress

The details of Budgetary Allocation and Central Assistance released during 2010-11 to 2012-13 are as under:

(Amount in Rs crore)

Year	Budget Allocation	Expenditure	No. of Awards	No. of finally selected candidates		
				Masters' Degree	Ph.D	Total
2010-11	6.00	4.59	30	7	23	30
2011-12	6.00	7.07	30	Selection under process		
2012-13	6.00	3.62	30	Advertisement inviting applications issued.		

4.6.9 Free Coaching for SC and OBC Students

Objective

Objective of the Scheme is to provide quality coaching for – Group 'A' and 'B' examinations conducted by the Union Public Service Commission (UPSC), the Staff Selection Commission (SSC), the Railway Recruitment Boards (RRB) and the State Public Service Commissions; Officers' Grade Examinations conducted by Banks, Insurance Companies and Public Sector Undertakings (PSUs) and; Finishing course/job-oriented courses for employment in the private sector like IT, Bio-technology etc. in need of soft skill as well. The Scheme is implemented through the reputed coaching institutions/centres run by the State Governments/UT Administrations, Universities and the private sector organizations. The following changes have been made in the Scheme w.e.f.01.08.2012:

Items	Existing Provision	Modifications made with the approval of SFC
Family Income Ceiling	Rs. 2.00 Lakh per annum	Rs. 3.00 Lakh per annum
Rate of stipend per month per student	Rs.750/- for Local Rs.1500/- for Outstation	Rs.1500/- for Local Rs.3000/- for Outstation
Coverage of Scheme	Gr. A & B examinations Officer Gr. Examinations Finishing courses/job oriented course	In addition to already covered areas, the following are also proposed to be covered: Engineering entrance examinations conducted by IITs, CBSE (AIEEE) and State Governments/UTs. Medical entrance examinations conducted by CBSE (AIPMT) and State Governments/UTs Entrance examinations for Professional courses like Management (CAT) etc.
Empanelment of implementing agencies	No provision	Implementing agencies/organizations may be selected (empanelled) for a period of 5 years for imparting coaching. It means an implementing agency once selected under the scheme need not send proposal every year and it can impart coaching for 5 years, subject to satisfactory performance.
Procedural changes	Under the existing scheme, applications are invited directly and thereafter verification report in respect of all the complete proposals (except the proposals from Central/State Govt. organizations/Universities), is obtained from concerned State Governments. After receipt of report from respective State Government, the individual proposals are considered by a Selection Committee under the Chairmanship of Additional Secretary, Ministry of Social Justice & Empowerment.	Private organizations/ NGOs will route their proposals through respective State Governments./UT Administrations to obviate the need for obtaining verification report after receipt of proposals.

Physical and Financial Progress

Physical and Financial Achievements during the years 2009-10 to 2011-12 and 2012-13 are as under:

Year	Budget Allocation (Rs. In crore)	Expenditure (Rs. In crore)	Beneficiaries
2009-10	8.00	2.79	3013
2010-11	10.00	9.43	9347
2011-12	10.00	6.96	7359
2012-13	12.00	5.38	5765

State-wise Physical and Financial Progress made under the Scheme during the years 2009-10 to 2011-12 and 2012-13 is at **Annexure 4.21**

4.7 Schemes of Economic Empowerment

A. Centrally-Sponsored Schemes

4.7.1 Special Central Assistance (SCA) to Scheduled Castes Sub-Plan (SCSP)

Objective

Special Central Assistance (SCA) to Scheduled Castes Sub Plan (SCSP) is a central sector scheme, started in 1980, under which 100% grant is given to the States/UTs, as an additive to their Scheduled Castes Sub Plan (SCSP). The main objective is to give a thrust to family oriented schemes of economic development of SCs below the poverty line.

Central assistance under the scheme is released to States/UTs on the basis of the following criteria:

(i)	SC Population of the States/UTs	40%
(ii)	Relative backwardness of the States/UTs	10%
(iii)	Percentage of SC families in the States/UTs covered by Composite economic development programmes in the State Plan to enable them to cross the poverty line.	25%
(iv)	Percentage of SCSP to the Annual Plan as compared to SC population percentage of the States/UTs	25%

Criteria for release of funds to States/UTs under SCA to SCSP

Salient features of the scheme:

- Funds under the scheme are provided as an additive to States/ UTs implementing SCSP.
- Main thrust is on economic development of SC population in order to bring them above poverty line through self employment or training.

- Amount of subsidy admissible under the scheme is 50% of the project cost, subject to a maximum of Rs. 10,000/ per beneficiary.
- Upto 10% of the total release to State/UT can be utilized for infrastructure development in villages having 50% or more SC population.
- At least 15% of the SCA to be utilized by States/UTs for SC women.
- 5% of the total SCA released to the States/UTs will be utilised by them exclusively for the economic development of disabled persons among SCs.
- 3% of the total SCA released to the States/UTs shall be utilised by States for supervision, monitoring and evaluation of economic development schemes implemented with the support of SCA funds.
- 2% of the total budget allocation for the scheme will be earmarked for North Eastern States which implement SCSP for SCs.
- At least 10% of the funds of SCA to SCSP should be utilised for skill development programmes within existing framework of the Scheme in order to enhance the employability of the target group.

Physical and Financial Achievements during the last three years of the scheme of SCA to SCSP:

Year	Budget Allocation (Rs.in crore)	Expenditure (Rs.in crore)	No. of beneficiaries covered under Composite Income Generating Scheme (in lakh)
2010-11	600.00	587.28	26.18 (based on information received from 18 States)
2011-12	775.00	656.40	30.98 (based on information received from 15 States)
2012-13	1200.00	872.05	Information not received

State-wise financial and physical progress made is given in the **Annexure 4.22**.

4.7.2 Assistance to state Schedule Castes Development Corporation

Objective

The Centrally Sponsored Scheme for participating in the equity share of the Schedule Castes Development Corporation SCDCs in the ratio of 49.51 (Central: State) was introduced in 1979. At present, SCDCs are functioning in 27 States/UTs. The main functions of SCDCs include identification of eligible SC families and motivating them to undertake economic development scheme, sponsoring the schemes to financial institutions for credit support, providing financial assistance in the form of margin money at low rate of interest and subsidy in order to reduce the repayment liability and providing necessary tie up with other poverty alleviation programmes. The SCDCs are playing an important role in providing credit and inputs by way of margin money loans and subsidy to the target group.

The SCDCs finance employment oriented schemes covering (i) Agriculture and allied activities including minor irrigation, (ii) Small Scale Industry, (iii) transport and (iv) trade and Service Sector. SCDCs finance projects by dovetailing loan component from NSFDC/banks along with margin money out of their own funds and subsidy out of Special Center Assistance (SCA).

During the last 3 years from 2010-2011 to 2012-2013 has been released to SCDCs as Central Share in Capital Assistance, as per details given below:

(Amount in Rs. crore)			
Year	Budget Allocated	Expenditure	Beneficiaries Covered by SCDCs
2010-2011	20.00	20.00	483228
2011-2012	20.00	20.00	1243594
2012-2013	20.00 (RE.5)	5.00	245795 (Expected)

State – wise Physical and financial progress of the Scheme during last three years is at **Annexure -4.23**.

Central Sector Schemes

4.7.3. National Scheduled Castes Finance & Development Corporation (NSFDC)

The National Scheduled Castes Finance & Development Corporation (NSFDC) was set up by the Government of India in February, 1989 under Section 25 of the Companies Act, 1956. The broad objective of NSFDC is to provide financial assistance in the form of concessional loans to Scheduled Castes families, and skill-cum-entrepreneurial training to the youth of the target group, living below Double the Poverty Line [*presently Rs.81,000/- per annum for rural area and Rs.1,03,000/- per annum for urban areas*] for their economic development. The Authorized Share Capital of the Corporation is Rs.1,000 crore and Paid-Up Capital is Rs.781.80 crore including Rs.100.00 crore released during 2012-13 (Upto 31.03.2013). The Corporation has so far disbursed Rs.2504.70 crore covering 8.60 lakh beneficiaries upto 31.03.2013. NSFDC functions through Channel Finance System in which concessional loans are routed to the beneficiaries through the State Channelising Agencies (SCAs) appointed by the respective State Governments/Union Territories.

SCHEMES OF NSFDC

A Credit Based Schemes

Sl. No.	Scheme	Unit Cost (Rs. in lakh)	Interest rates per annum chargeable to	
			SCAs	Beneficiaries
1.	Term Loan	Upto Rs.5.00	3%	6%
2.	Term Loan	Above Rs.5.00 & upto Rs.10.00	5%	8%

3.	Term Loan	Above Rs.10.00 & upto Rs.20.00	6%	9%
4.	Term Loan	Above Rs.20.00 & upto Rs.30.00	7%	10%
5.	Nari Arthik Sashaktikaran Yojana	Any NSFDC Scheme	1%	4%
6.	Laghy Vyavasaya Yojana	Upto Rs.2.00	3%	6%
7.	Mahila Kisan Yojana	Upto Rs. 0.50	2%	5%
8.	Shilpi Samriddhi Yojana	Upto Rs.0.50	2%	5%
9.	Micro Credit Finance	Upto Rs.0.50	2%	5%
10.	Mahila Samriddhi Yojana	Upto Rs.0.50	1%	4%
11.	Educational Loan Scheme	Upto Rs.10.00 in India & Rs.20.00 Abroad	1.5% (Men) & 1% (Women)	4% (Men) & 3.5% (Women)

For the above schemes, NSFDC provides loans upto 90% of Unit Cost and remaining amount is provided by SCAs and/or promoters. In all the self employment loan schemes, subsidy @ Rs.10,000/- or 50% of the unit cost, whichever is less, is provided to the Below Poverty Line (BPL) beneficiaries by SCAs from Special Central Assistance to Scheduled Castes Sub Plan (SCA to SCSP) funds.

B. NON-CREDIT BASED SCHEMES

B.1 Skill Development Training Programme

NSFDC sponsors Skill Development Training Programmes through its SCAs for educated unemployed youth of the target group in emerging areas such as garment technology manufacturing, computers, plastics technology, mobile phone repairs and automobile repairs etc. These programmes are conducted by reputed Government/Semi Government/Autonomous Institutions/Universities/Deemed Universities and the trainees are provided free training and stipend @ Rs.1,000/- per month during the training period. The stipend amount revised to Rs.1,500/- per month per trainee w.e.f. 8.2.2013. The beneficiaries are also provided placement assistance and entrepreneurial guidance to start their own ventures with loan assistance from NSFDC and State Channelising Agencies.

B.2 Exhibitions/Fairs & Marketing Training

NSFDC participates in International, National and District Level Exhibitions & Fairs and provides free stalls to beneficiaries for exhibiting and selling their products. At these exhibitions, the beneficiaries not only get an opportunity to sell their products but also to interact with customers and know their needs/requirements for development of new products. At these exhibitions, marketing training is also provided to the beneficiaries for developing/re-designing their products to suit customers need. The OTC (over the counter) inputs for better Salesmanship are also imparted to them.

FINANCIAL & PHYSICAL ACHIEVEMENTS (AS ON 31.03.2013)

Loan Schemes

During the current financial year, against the MOU Target for disbursement of Rs.198.00 crore, the NSFDC has disbursed Rs.201.55 crore covering 50,048 beneficiaries. The scheme-wise disbursement details as on 31.03.2013 are as under:

Sl. No.	Scheme	Financial (Rs. in crore)	Physical (Nos.)
(i)	Term Loan	105.87	14,936
(ii)	Mahila Kisan Yojana	0.20	50
(iii)	Shilpi Samriddhi Yojana	0.40	226
(iv)	Micro Credit Finance	27.07	9,362
(v)	Mahila Samriddhi Yojana	47.51	24,030
(vi)	Educational Loan Scheme	2.95	367
(vii)	Laghu Vyavsaya Yojana	17.55	1,077
	Total	201.55	50,048

State/UT-wise physical and financial achievement of the Corporation for the last two years and the current year is at **Annexure - 4.24**.

SKILL DEVELOPMENT TRAINING PROGRAMMES

The amount sanctioned and beneficiaries covered under the NSFDC's Skill Development Training Programmes during 2012-13 (as on 31.03.13) are given below:

Sl. No.	Particulars	Achievement
(i)	Sanction (Rs. in crore)	8.35
(ii)	Beneficiaries (Nos.)	10,595

PARTICIPATION IN EXHIBITIONS/FAIRS

During the year, NSFDC participated in the following International/National exhibitions/fairs:

Sl. No.	Name of Exhibition	Products Sold
1.	'SHILPOTSAV', Dilli Haat, Opposite INA Market, New Delhi. (01.11.12 to 14.11.12)	Rajasthani - Juti, Punjabi Juti, Embroidery Products, Dokra items, Paithani Saree, Stone Works, Paintings, Leather Articles, Batik Painting, Artificial Jewellery, Wooden Toys etc.
2.	'India International Trade Fair' (IITF), Pragati Maidan, New Delhi (14.11.12 to 27.11.12)	- do -

S No.	Details of beneficiary	
1	Name	Ms. Neeta Kisanrao Bhosale
2	Address :	Vijaydeep building, 7th Floor, Room-709, Navroji Road, Colaba, Mumbai - 5
3	Activity :	Fibre & Jewellery work
4	Disb. Year :	2003
5	Loan Amt. :	Rs. 1.00 lakh
6	State Channelizing Agency	Lokshahir Annabhau Sathe Development Corporation, Mumbai.



Success Story-1

Ms. Neeta Kisanrao Bhosale, w/o Sh. KisanRao Vitoba Bhosale, r/o Vijaydeep building, 7th Floor, Room-709, Navroji Road, Colaba, Mumbai - 5 is 38 years old and lives in Mumbai. Her husband is engaged in doing petty work and to supplement family income, she was doing Fibre & Jewellery work from home. From this business she was earning average income of ₹1000-2000 per month. Despite her talent, she was not able to expand her business, due to shortage of money. In the year 2009, she took Term Loan of ₹1.00 lakh under NSFDC scheme from Lokshahir Annabhau Sathe Development Corporation, Mumbai. After availing the loan, she increased her business and started dealing in fancy items of fibre glass, statues, artificial jewellery etc. Now, she supplies these items to different shops and also participates in Exhibitions being held at different places in the country. She puts lot of hardwork and her deep interest and artistic nature has helped her in producing very good idols and sell them at reasonable price from this business, now she is earning ₹10,000/- per month. Now, she is leading a good life and her children are attending good school.



Success Story-2

Dhokra technology is practised by artisans in Orissa since ancient times for making metal idols. The first task in the casting process consists of developing a clay core which is roughly the shape of the final cast image. Next, the clay core is covered by a layer of wax composed of pure bee's wax, resin from the tree *Damara orientalis*, and nut oil. The wax is then shaped and carved in all its finer details of design and decoration. It is then covered with layers of clay, which takes the negative form of the wax on the inside, thus becoming a mould for the metal that will be pored inside it. Drain ducts are left for the wax, which melts away when the clay is cooked. The wax is then replaced by the molten metal, often using brass scrap as basic raw material. The liquid metal poured in hardens between the core and the inner surface of the mould. The metal fills the mould and take the same shape as the wax. The outer layer of clay is then chipped off and the metal icon is polished and finished as desired.

Maa Tulsi is a self help group in Dhenkal District of Odisha (Village: Nabajibanpur, PO: Saptasajya, District Dhenkal, Odisha) which is carrying forward the dhokra art and using the same for commercial purposes. Smt. Lily Behera is Secretary of the Self Help Group which has taken loan of ₹1.00 lakh in May, 2007 under Micro Credit Finance Scheme. The Self Help Group availed the loan facility through Odisha SCs & STs Development finance Cooperative Corporation Ltd., Bhubaneshwar. The Self Help Group is selling their products by participating in Fairs such as Dilli Haat, IITF and local fai NSFDC loan has enabled members of the Self Help Group in getting good income from their traditional art.

4.7.4 National Safai Karamcharis Finance & Development Corporation (NSKFDC)

Objective and Salient Features

National Safai Karamcharis Finance and Development Corporation (NSKFDC) was incorporated on 24th January, 1997 as a company not for profit under Section 25 of the Companies Act, 1956. NSKFDC is an Apex Corporation under the Ministry of Social Justice & Empowerment, Govt. of India. The target group of the Corporation are "Scavengers", which means persons wholly or partially employed for manual handling of human excreta and their dependents, and "Safai Karamcharis" which means persons engaged in or employed for any sanitation work, and their dependents.

No income limit is fixed for availing financial assistance. However the Corporation accords priority to the Economic Development and rehabilitation of Scavengers, women and Persons with Disabilities (PwDs) from among the target group. NSKFDC provides loan at the concessional rate of interest to the beneficiaries through the State Channelizing Agencies (SCAs) appointed by the respective State Governments/Union Territories across the country.

Initially, the Authorised Share Capital of the Corporation was Rs.200.00 crores which was enhanced to Rs.300 crores in February, 2009 and to Rs.600.00 crores in January, 2012. The paid up capital of the Corporation as on 31.03.2013 was Rs.394.99 crore. During 2012-13, Rs.50.00 crore has been released as Equity Share Capital to the Corporation.

The Corporation implements schemes to promote self employment in an alternative occupation through concessional finance, and skill development. Since its inception, the Corporation has disbursed Rs.829.81 crore covering 248,019 beneficiaries, out of which an amount of Rs.104.99 crore covering 0.17 lakh beneficiaries were covered in 2012-13.

Schemes of NSKFDC

A. Credit based Schemes

S No.	Scheme and Amount of Loan	Interest chargeable from	
		SCA	Beneficiaries
1	Term loan upto Rs.15.00* lacs	3%	6%
2	Education loan upto Rs.10.00 lacs for study in India and Rs.20.00 lacs for study in abroad	1%	4% (0.5% rebate for women)
3	Micro Credit Finance upto Rs.50,000/-#	2%	5%
4	Mahila Samridhi Yojana upto Rs.50,000/-#	1%	4%
5	Mahila Adhikarita Yojana upto Rs.75,000/-@	2%	5%
6	Skill Development Training Programme	100% grants with stipend @ Rs.1000/- per month	
7	Sanitation Workers Rehabilitation Scheme (SWRS)** upto Rs.15.00 lacs for adopting mechanized method of cleaning the sewage etc.	3%	6%

*enhanced from Rs.10.00 lakhs w.e.f. 12.12.2011 ** introduced w.e.f. 1.1.2012

enhanced from Rs.30000/-w.e.f. 29.06.2012 @ enhanced from Rs.50000/-w.e.f. 29.06.2012

B. Non Credit Based Scheme (Skill Development Training Programme)

Skill Development is imparted to the eligible members of the target group for self employment ventures and improving their employability. Assistance is provided in the form of 100% grant per course/trade. Apart from providing free training, stipend @ Rs.1000/- per month/ candidate is also being paid to the eligible candidates. In 2012-13 total expenditure towards Skill Development Training Programme was Rs.3.80 crore covering 5844 beneficiaries.

B.2 EXHIBITIONS/FAIRS & MARKETING TRAINING

NSKFDC participates in International, National and District Level Exhibitions & Fairs and provides free stalls to beneficiaries for exhibiting and selling their products. At these exhibitions, the beneficiaries not only get an opportunity to sell their products but also to interact with customers and know their needs/requirements for development of new products. NSKFDC has also been allotted 3 permanent stalls at Dilli Haat, Pitampura for holding exhibitions round the year.

At these exhibitions, marketing training is also provided to the beneficiaries for developing/re-designing their products to suit customers need. The OTC (over the counter) inputs for better Salesmanship are also imparted to them.

Financial & Physical Achievements (upto 31.03.2013)

Loan Schemes

During the current financial year 2012-13, against the MOU Target for disbursement of Rs.104.24 crore to cover 18019 beneficiaries, the NSKFDC has disbursed Rs.104.99 crore covering 16787 beneficiaries. The details of scheme-wise disbursement are as under: -

S. No.	Scheme	MoU targets		Achievements	
		Financial (Rs. in crore)	Physical Nos.	Financial (Rs. in crore)	Physical Nos.
(i)	Term Loan	68.33	5870	68.56	4274
(ii)	Mahila Ahikarita Yojana (MAY)	6.01	1173	6.05	1233
(iii)	Mahila Samridhhi Yojana(MSY)	13.87	5465	15.73	6226
(iv)	Micro Credit Finance (MCF)	15.68	5476	13.89	5011
(v)	Educational Loan Scheme	0.35	35	0.76	43
	Total	104.24	18019	104.99	16787

State/UT-wise physical and financial achievement of the Corporation for the last two years and the current year is at **Annexure- 4.25** (Annexure not verified).

Skill Development Training Programmes

The amount sanctioned and beneficiaries covered under the NSKFDC's Skill Development Training Programmes during 2012-13 are as given below:

Sl. No.	Particulars	Achievement
(i)	Disbursement (Rs. in crore) (Grant-in-aid)	3.80
(ii)	Beneficiaries (Nos.)	5844
(iii)	Share of training exptt. receivable from /OSI&E	1.82 crores

Photographs of stalls allotted by NSKFDC to its beneficiaries during Shilpotsav-2012 at Dilli Haat



Photographs of stalls allotted by NSKFDC to its beneficiaries during Shilpotsav-2012 at Dilli Haat



Photographs of stalls allotted by NSKFDC to its beneficiaries during Shilpotsav-2012 at Dilli Haat



Photographs of stalls allotted by NSKFDC to its beneficiaries during IITF



Photographs of stalls allotted by NSKFDC to its beneficiaries during IITF



4.8 Schemes of Social Empowerment & Integrated Area Development

A. Centrally Sponsored Scheme

4.8.1 Assistance to States/ UTs for Implementation of the Protection of Civil Rights Act, 1955 and the SCs and STs (Prevention of Atrocities) Act, 1989

4.8.1.1 Under the scheme, due Central assistance is provided to the States/ UTs for implementation of the above two Acts mainly for:-

- State level Scheduled Castes and Scheduled Tribes Protection Cells and
- Special Police Stations.
- Exclusive Special Courts.
- Awareness generation.
- Incentive for inter-caste marriages.
- Relief to atrocity victims.

The budget allocation and actual expenditure as on 01.02.2013 under the scheme during last three financial years have been as under:

(Amount in Rs. Crore)

Year	Budget Allocation	Expenditure
2010-11	59.0	69.81.
2011-12	70.0	72.03
2012-13	100.00	97.50

Nineteen States and UTs viz. Andhra Pradesh, Bihar, Chhattisgarh, Goa, Gujarat, Haryana, Himachal Pradesh, Karnataka, Kerala, Madhya Pradesh, Maharashtra, Odisha, Rajasthan, Tripura, West Bengal, Uttar Pradesh, Dadra & Nagar Haveli, Daman & Diu and Puducherry, have so far been provided Central Assistance under the scheme during 2012-13, as per details given in the **Annexure 4.26**. State wise number of exclusive special courts, supported under the aforesaid Scheme, is tabulated below:-

S. No.	State	Number of Exclusive Special Courts
1.	Andhra Pradesh	23
2.	Gujarat	25
3.	Madhya Pradesh	43*
	Total	91

*Out of 50 district's ,43 are funded under the scheme.

States/UT wise details in regard to amount of incentive for inter-caste marriages, Central assistance released to them, and number of couples covered during 2010-11 to 2012-13, are given in the **Annexure 4.27 and Annexure 4.28**. State/UT wise details of Central assistance released for relief to atrocity victims, during 2010-11 to 2012-13, are given in the **Annexure 4.29**.

4.8.2 Pilot Scheme of Pradhan Mantri Adarsh Gram Yojana(PMAGY)

I. Background :

The Finance Minister, in his Budget Speech, 2009-10, delivered on 6.7.2009, announced launching of a new scheme, namely "Pradhan Mantri Adarsh Gram Yojana", on pilot basis, to cover 1000 villages with more than 50% SC population. The relevant para of the speech reads as under:

"Pradhan Mantri Adarsh Gram Yojana (PMAGY)

46 (v) There are about 44,000 villages in which the population of Scheduled castes is above 50 percent. A new scheme called Pradhan Mantri Adarsh Gram Yojana (PMAGY) is being launched this year on a pilot basis, for the integrated development of 1000 such villages. I propose an allocation of Rs. 100 crore for this scheme. Each village would be able to avail gap funding of Rs. 10 lakh over and above the allocations under Rural Development and Poverty Alleviation Schemes. On successful implementation of the pilot phase, the Yojana would be extended in coming years."

The pilot PMAGY scheme has been launched in March, 2010 in pursuance of the above announcement. The scheme aims at integrated development of the selected 1000 villages with more than 50% SC population into "model villages".

Key features of the Scheme:

a. Objectives

PMAGY aims to ensure integrated development of the selected villages having more than 50% SC population, into "model villages" so that, inter alia,

- i) they have requisite physical and social infrastructure for their socio-economic development, to the maximum possible extent;
- ii) disparity between SC and non-SC population of the village in terms of common socio-economic indicators (e.g. literacy rate, completion rate of elementary education, IMR/MMR, ownership of productive assets, etc.) is eliminated, and the indicators are raised to at least the level of the national average; and
- iii) untouchability, discrimination, segregation, and atrocities against SCs are eliminated, as are other social evils like discrimination against girls/women, alcoholism and substance (drugs) abuse, etc., and all sections of society are able to live with dignity and equality, and in harmony with others.

b. Components of the Scheme

The Scheme has the following two main components

1. Territorial Area-related Component
2. Functional Area-related Components

The first component of the scheme is territorial in nature, is centered on individual villages, and has the following two sub-components:

- i. Convergent implementation of existing schemes of Central and State Governments in the selected villages, and
- ii. Gap-filling funds from PMAGY in which Central Government's contribution will be at the average rate of Rs. 20.0 lakh per village (revised from Rs. 10 lakh to Rs. 20 lakh per village in September, 2011, para II (b) below refers), with State Government making a suitable, preferably matching contribution, for meeting specifically identified developmental requirements of the selected villages which cannot be met under the existing schemes of the Central and State Governments.

Functional area-related component is *inter alia* meant to facilitate implementation of the Scheme by way of strengthening of administrative machinery for its planning and implementation, capability building of key personnel, developing a proper management information system etc.

For this component, State Government will be eligible for central assistance upto 5% (revised in September, 2011 from the earlier 6%) of the outlay for territorial area-related components.

c. Selection of States for the first year (2009-10) of the Pilot Phase

There are 44, 080 villages, spread across 25 States and 2 UTs, having more than 50% SC population. As per the budget announcement, only 1000 of such villages were selected in the first year in the pilot phase. Five States, representing five regions of the country, were selected for the implementation of the Scheme as per details given below:

Sl. No	Region	State	Total No. of villages with >50% SC Popln.	No. of villages proposed to be selected for Pilot Phase
1	North	Uttar Pradesh	10,226	225
2	East	Bihar	2,476	225
3	West	Rajasthan	2,467	225
4	South	Tamil Nadu	2,169	225
5	North East	Assam	883	100
	Total		18,261	1,000

All the above States, except Bihar, have been selected on the basis of their having the largest number of villages with >50% SC population, in the region. Bihar, though having the third largest number of SC majority village after West Bengal and Orissa in the region, was selected on the basis of its relative backwardness.

d. Implementation Modalities

The Scheme will be implemented by State Governments. For over-all guidance and monitoring of the Scheme, an **Advisory Committee** is required to be established at the State level under the co-Chairmanship of Ministers in charge of Rural Development and Social Justice. In addition, a **State-level Steering-cum-Monitoring Committee (SSMC)** under the Chairmanship of the Chief Secretary is mandated to be set up to lead and monitor its implementation. The Member-Secretary of the SSMC will act as the State Programme Director, PMAGY. Similarly, the State Government would also need to designate a Programme Director for the Scheme at the District and Block levels. The Programme Directors will act as the Chief Executive for the PMAGY at their respective levels.

At the level of Central Govt., there will be a **Central Advisory Committee** to be headed by the Union Minister for SJ& E for overall guidance and monitoring of the Scheme. A **Central Steering-cum-Monitoring Committee (CSMC)** would address broad policy issues in the implementation of the Scheme.

e. Training of Key Functionaries

For successful implementation of the Scheme, key functionaries at different levels will need to be provided necessary orientation and training. At the national level, the National Institute of Rural Development, Hyderabad, will provide technical resource Support to the Scheme. The State Governments will identify suitable State level institutions, in consultation with Ministry of Social Justice and Empowerment, for necessary technical resource support at that level. At the district and lower level, the technical resource support by way of planning, monitoring and training of personnel may be tapped locally from amongst District Rural Development Agencies (DRDAs), Agricultural Technology Management Agencies, Local Colleges, Panchayati Raj training institutions, reputed NGOs, any other training institution of the State Govt. engaged in enhancing the planning capabilities of grass-root level functionaries.

f. Identification of Villages

State Government should identify requisite number of villages with >50% SC population, to be covered in the pilot phase, **as far as possible from one district only**, in the interest of focused attention. However, if the State feels strongly, it may, for sufficient reasons, select the villages from two, or a maximum of three, **contiguous** districts.

II. Implementation of the Scheme:

- a. An initial orientation meeting with the representatives of the five States, mentioned in para III (c) above, and of concerned Central Ministries was held on 20.3.10 in Delhi to familiarize them with the concept and implementation modalities of the scheme.
- b. **Status of Release of Central Assistance:**

The scheme was approved in March, 2010. As the amount of "gap-filling" funds @ Rs. 10.00 lakh per village, on average, was insufficient and there was demand from States to enhance it, the Scheme was revised in September, 2011. The revisions in the Scheme has been communicated to all the five PMAGY States vide this Ministry's D.O letter No.16015/1/2008-CC dated 26.9.2011, inter- alia, conveying that:

- i. The amount of "gap-filling" funds per village has been enhanced from Rs. 10.00 lakh to Rs. 20.00 lakh, and
- ii. Preference may be given for construction of Anganwadi Centres in the selected villages which are not covered under the ICDS, Scheme.

The details of Central assistance provided to the States, in 2009-10, 2010-11 & 2011-12, is as under:

(Rs. in crore)

States	Budget Allocation	Central Assistance Released			
	2011-12	2009-10	2010-11	2011-12	Total
Bihar	100.00	1.3	21.425	22.50	45.225
Rajasthan		1.4	21.325	22.50	45.225
Assam		-	10.10	10.00	20.10
Tamil Nadu		1.3	21.425	22.50	45.225
Himachal Pradesh		-	22.725	22.50	45.255
Total	100.00	4.0	97.00	100.00	201.00

The Government of Uttar Pradesh did not convey its willingness to implement the scheme. The Ministry vigorously pursued the matter with the Government of Uttar Pradesh since then to obtain their concurrence to implement the scheme. However, thereafter Himachal Pradesh which is having 2nd largest number of SC major villages in the northern region was requested to convey its concurrence to implement the scheme. On receipt of complete

proposal from the State full admissible Central Assistance has been released to the State Govt. on 28.2.2011.

The details of number of selected villages for implementation of the scheme - State, District and Block wise are at **Annexure 4.30**. The State, District & Block-wise list of selected villages is at **Annexure 4.30**.

e. Sensitization Workshop on PMAGY at NIRD, Hyderabad:

A two and half days Sensitization Workshop for key senior level State/Central Government functionaries on the Pilot Scheme of PMAGY was organized from 15th to 17th July, 2010 in Hyderabad at National Institute of Rural Development (NIRD).

f. Formal Launch:

The Scheme was formally launched in 18 BB village of Padampur Block, Sri Ganganagar District, Rajasthan on 23.07.2010 by the Union Minister, Social Justice and Empowerment, Shri Mukul Wasnik in the presence of the Union Minister of Rural Development, Dr. C.P Joshi, and the Chief Minister of Rajasthan, Shri Ashok Gehlot.

g. Baseline Survey:

For implementation of the scheme in a village a **baseline survey** is to be carried out. Draft guidelines for the survey were discussed in the above workshop. Based on the inputs received from various stakeholders the guidelines for the baseline survey have been finalized and sent to the concerned States in August, 2010.

h. Village Development Plan:

While conveying the baseline survey guidelines to the State Govts. (except H.P) they were requested that while indicative guidelines for the preparation of Village Development Plans (VDPs) were also being developed, the States may start developing their own VDP guidelines without waiting for our VDP guidelines, and to get VDPs prepared and approved on that basis. In pursuance of the above, indicative guidelines for preparation of VDPs were developed and sent to the State Govts. on 28.2.2011. As central assistance could be release to HP only in Feb, 2011, the Guidelines for Baseline Survey and Preparation of Village Development Plans were sent to them in March, 2011.

i. Meeting of Central Steering-cum-Monitoring Committee :

Para 12.2 of the Scheme guidelines provides for the constitution of a Central Steering-cum-Monitoring Committee (CSMC), and reads as follows:

"12.2 Central Steering-cum-Monitoring Committee

At the level of Central Govt., there will be a Central Steering-cum-Monitoring Committee, which will perform following functions:

- i. Address day-to-day broad policy issues in implementation of the scheme

- ii. Monitor implementation of the Scheme, and
- iii. Issue supplementary implementation guidelines from time to time..."

The CSMC was constituted on 5.4.2011, The first meeting of the Committee was held on 14.9.2011, when progress of implementation of PMAGY in all States upto 31.3.2011 (or later date, as available) was reviewed.

j. **Meeting of the Central Advisory Committee:**

Para 12.1 of PMAGY Guidelines, inter alia, envisages constitution of a CAC and reads as follows:

"For over-all guidance and monitoring of the Scheme, Advisory Committees may be established at the Central and State levels. The Central Advisory Committee would be headed by the Union Minister of Social Justice and Empowerment (SJ&E)..."

In pursuance of the above, the CAC, for PMAGY has been constituted on 23.8.2011 (copy of the order constituting the CAC is at **Annexure 4.32**), and it met on 18.11.2011, under the Chairmanship of the Union Minister, Social Justice and Empowerment and the Union Minister of Rural Development, as its Co-chair, when the progress of PMAGY in all States upto 31.9.2011 (or later date, as available) was received). The meeting was also attended by the Ministers of Social Justice and Empowerment, Govt. of Rajasthan and Himachal Pradesh, and Minister of SC & ST welfare, Govt. of Bihar.

4.9 Scheme of Grant-in-aid to Voluntary Organizations working for Scheduled Castes

4.9.1 Objective of the Scheme:

The main objective behind the scheme is to involve the voluntary sector to improve educational and socio-economic conditions of the target group i.e. Scheduled Castes with a view to upgrade skill to enable them to start income generating activities on their own or get gainfully employed in some sector or the other. The principle that good voluntary organizations should not only be assisted but also consciously built up, has been guiding spirit behind the formulation of the Scheme.

4.9.2 When the scheme was started:

1953-54.

4.9.3 When the scheme was last revised:

October, 1998.

4.9.4 Projects covered under the scheme:

40.

4.9.5 Extent of funding to Voluntary Organizations:

4.9.5.1 The Scheme provides that quantum of assistance shall be determined in each case on merit. However, Government of India may meet 90% of the approved expenditure. The remaining expenditure is to be met by the concerned voluntary organization from its own source.

4.9.5.2 Additional cut on grant: In order to enable the Voluntary Organizations to mobilize their own funds and reduce its dependency on the Government and become NGO in true sense, from the financial year 2007-08, the Ministry had decided to impose 5% additional cut on grant-in-aid of the NGOs at two years interval so as to bring down the lever of assistance to 75% of the budgeted account.

The cut is applicable to those NGOs having drawn grants from the Ministry for over seven years. However, for projects located in rural areas this cut does not apply. The definition of rural area is those areas, which fall under a Gram Panchayat [not being notified areas, Cantonment Board, Nagar Panchayat, Municipality or a Municipal Corporation].

4.9.6 Voluntary Organizations eligible to apply

Registered under the Societies Registration Act, 1860 (XXI of 1860) or any relevant Act of the State/Union Territory; or

- (a) A Public Trust registered under the law for the time being in force; or
- (b) A charitable Company licensed under Section 25 of the Companies Act, 1958.
- (c) Indian Red Cross Society or its branches; and or Any other public body or institution having a legal status of its own;

The voluntary organization should have been registered for, at least two years, at the time of applying for grant under the Scheme. This can, however, be waived by the Secretary, Ministry of Social Justice & Empowerment, for reasons to be recorded in writing, in exceptional cases.

- (d) Number of Scheduled Castes beneficiaries is not less than 60%.
- e) Any other organization, which may be approved by the Secretary, Ministry of Social Justice & Empowerment.
- (f) It is not run for profit to any individual or a body of individuals.

4.9.7 Procedure to seek for Grant-in-aid:

4.9.7.1 New Projects:

- NGO to make complete Application to concerned State Government/UT Administration
- Recommendation of Multi- Disciplinary Grant-in-Aid Committee of State/UT is required
- Recommendation of Screening Committee in Ministry of SJ&E, is also required.
- Complete documentation.

4.9.7.2 Ongoing Projects :

- NGO to make complete Application to concerned State Government/UT Administration
- Annual recommendation of State Government/UT with the recommendation of Multi-Disciplinary State Grant-in-Aid Committee.
- Annual Inspection Report prior to recommendation of Multi-Disciplinary State Grant-in-Aid Committee.
- Complete documentation

4.9.8 Physical and financial progress during last three years under the Scheme:

Year	B.E.	Expenditure	No. of NGO assisted	No. of beneficiaries covered
2010-11	35.00	29.43	280	39,351
2011-12	35.00	19.35	219	27817
2012-13	50.00 (RE 15.00)	14.86	175	19,202

4.9.9 State/UT wise spread:

Details for 2012-13 are given in a statement at **Annexure-4.31**.

4.10 National Commissions

4.10.1 National Commission for Scheduled Castes

The National Commission for Scheduled Castes and Scheduled Tribes which was set up under Article 338 of the Constitution in 1990 was bifurcated into two Commissions namely, National Commission for Scheduled Castes and National Commission for Scheduled Tribes after the 89th Constitutional (Amendment) Act, 2003.

Functions

The National Commission for Scheduled Castes is responsible for monitoring the safeguards provided for Scheduled Castes and also to review issues concerning their welfare. Function of the NCSC as enumerated in the Article 338(5) of the Constitution are :-

- (a) to investigate and monitor all matters relating to the safeguards provided for the Scheduled Castes under this Constitution or under any other law for the time being in force or under any order of the Government and to evaluate the working of such safeguards;
- (b) to inquire into specific complaints with respect to the deprivation of rights and safeguards of the Scheduled Castes;
- (c) to participate and advise on the planning process of socio-economic development

of the Scheduled Castes and to evaluate the progress of their development under the Union and any State;

- (d) to present to the President, annually and at such other times as the Commission may deem fit, reports upon the working of those safeguards;
- (e) to make in such reports recommendations as to the measures that should be taken by the Union or any State for the effective implementation of those safeguards and other measures for the protection, welfare and socio-economic development of the Scheduled Castes; and
- (f) to discharge such other functions in relation to the protection, welfare and development and advancement of the Scheduled Castes as the President may, subject to the provisions of any law made by Parliament, by rule specify.

The Commission has wide powers to protect, safeguard and to promote the interests of the SCs.

The NCSC was reconstituted on 21.10.2010 for a period of 3 years. The composition of the present Commission is as follows:

S.No.	Name	Designation
1	Dr. P.L. Punia	Chairman
2	Shri Raj Kumar Verka	Vice-Chairman
3	Shri Raju Parmar	Member
4	Shri M Shivanna	Member
5	Smt Latha Priya Kumar	Member

4.10. NATIONAL COMMISSION FOR SAFAI KARAMCHARIS

The National Commission for Safai Karamcharis Act, 1993 was originally enacted in September, 1993. The Act defined the term "Safai Karamchari" as follows:

"Safai Karamchari" means a person engaged in, or employed for, manually carrying human excrete or any sanitation work.

Section 3 of the Act envisaged establishment of a National Commission for Safai Karamcharis

As per sub-section (4) of Section 1 of the Act, it was to cease to have effect after 31.3.1997. However, validity of the Act was extended up to March, 2002, and then upto February, 2004 vide (Amendment) Acts passed in 1997 and 2001 respectively.

The Act ceased to have effect on 29.2.2004. After that, the tenure of the Commission has been extended as a non-statutory body five times so far, through Resolutions, with approval of the Cabinet, as per details given below:

Date of Resolution	Tenure of NCSK Extended upto
24.02.2004	31.08.2004
09.09.2004	31.12.2007
28.12.2007	31.03.2009
02.03.2009	31.03.2010
30.03.2010	31.03.2013

The Government of India vide Resolution dt. 2.3.2009 modified the Terms of References of the Commission as follows:-

- a) Recommend to the Central Government specific programmes of action towards elimination of inequalities in status, facilities and opportunities for Safai Karamcharis;
- b) Study and evaluate the implementation of the programmes and schemes relating to the social and economic rehabilitation of Safai Karamcharis and scavengers in particular;
- c) Investigate specific grievances and to take suo onto notice of matters relating to non-implementation of:
 - i) Programmes or schemes in respect of any group of Safai karamcharis; Decisions, guidelines or instructions aimed at mitigating the hardship of Safai Karamcharis;
 - ii) The measures for the social and economic upliftment of Safai karamcharis;
 - iii) The provisions of any law in its application to Safai Karamcharis; and take up such matters with concerned authorities or with the Central or State Governments;
- d) To study and monitor the working conditions, including those relating to health, safety and wages, of Safai karamcharis working under various kinds of employers including Government, Municipalities and Panchayats, and to make recommendations in this regard;
- e) Make reports to the Central and State Governments on any matter concerning Safai Karamcharis, taking into account any difficulties or disabilities being encountered by Safai karamcharis; and
- f) Any other matter which may be referred to it by the Central Government.

The Commission consists of a Chairperson and four other Members (including one lady Member). The present Chairperson and 3 out of 4 Members in position are as under:

Sl.No. Name and Position

- 1 Smt.Kamlaben S. Gurjar Chairperson
- 2 Shri K.B. Krishnamurthy Member
- 3 Shri Hari Ram Sood Member
- 4 Shri Shyoraj Jivan Member

4.11 Foundations

4.11.1 Dr. Ambedkar Foundation



Shri Mohammad Hamid Ansari, Vice-President, Shri P.L. Punia, Chairman, NCSC, Shri Pranab Mukherjee, President, Shri D. Napoleon, Union Minister of State for Social Justice and Empowerment, Smt. Meira Kumar, Speaker Lok Sabha, Dr. Manmohan Singh, Prime Minister, Smt. Sonia Gandhi, Chairperson, UPA, Shri Sushil Kumar Shinde, Home Minister, Kumari Selja, Union Minister of Social Justice and Empowerment & Chairperson, Dr. Ambedkar Foundation and other dignitaries after paying floral tributes to Dr. B.R. Ambedkar on the Parliament House Lawns on the occasion of his Mahaparinirvan Diwas on 6th December, 2012

4.11.1.1 The main objective of the Dr. Ambedkar Foundation, inter alia, include implementation of programmes and activities for furthering the ideology and message of Babasaheb Dr. Bhimrao Ramji Ambedkar among the masses in India as well as abroad. The Foundation has been entrusted with the responsibility of managing, administering and carrying on the important and long-term schemes and programmes identified during the Centenary Celebrations of Dr. B. R. Ambedkar. The General Body is the Supreme Body of Dr. Ambedkar Foundation. It is headed by Minister of Social Justice and Empowerment (SJ&E). There are 11 Ex-Officio members representing various disciplines of education, social work, administration and 32 members nominated by Minister of Social Justice and Empowerment from amongst the eminent social workers, educationists, Journalists etc. The Governing Body of the Foundation is vested with powers of direction, control and administration of the Foundation. It is also headed by Minister of Social Justice and Empowerment with Secretary, SJ&E, Financial Adviser, SJ&E and Joint Secretary (SCD) as ex-officio members. There are also four nominated members in the Government Body among the members of General Body.

4.11.1.2 The physical and financial achievements up to 31.03.2013 are as follows:-



Kumari Selja, Union Minister of Social Justice and Empowerment & Chairperson, Dr. Ambedkar Foundation and Smt. Panabaka Lakshmi, Union Minister of State for Petroleum & Natural Gas, offering floral tributes to Dr. Ambedkar at Dr. Ambedkar National Memorial at, 26 Alipur Road, Delhi on the occasion of Dr. Ambedkar's Mahaparinirvan Diwas on 6th December, 2012

- (i) **Dr. Ambedkar Chairs:** To undertake studies and research with an intention to understand, assess and disseminate ideas and thoughts of Dr. B.R. Ambedkar, also to undertake research and higher studies concerning the socio-economic and cultural life of the marginalized groups and other weaker sections of the society, ten Dr. Ambedkar Chairs have so far been instituted in thrust areas such as Legal Studies, Education, Social Change & Development, Social Policy & Social Action, Social Work, Sociology, Economics, Anthropology, Dalit Movement & History, Ambedkarism & Social Change and Social Justice in various Universities / Institutions. The Scheme of Dr. Ambedkar Chairs has been revised during 2011. As per the revised scheme, the annual grant given to each Chair has been enhanced from Rs. 10 lakhs to Rs. 35.00 lakhs. During 2012-13, grant amounting to Rs 205.05 lakh has been released.
- (ii) **Dr. Ambedkar Medical Aid Scheme:** This Scheme provides financial aid to poor SC and ST patients, whose annual family income is less than Rs. 1.0 lakh, and who are required to undergo surgery of Kidney, Heart, Liver and Cancer and for any other life threatening diseases including knee surgery and spinal surgery. 75% of the estimated cost of the treatment is released directly to the concerned Hospital, with a ceiling of Rs. 1,00,000/- in each case, in the form of a crossed cheque/ DD. The 50% of the total admissible medical aid is paid, in advance, directly to the Hospital before surgery as first installment. The remaining 50% amount is released to the concerned Hospital after the surgery, on submission of the final bills duly certified by the Medical Superintendent of the Hospital. The amount sanctioned during the year 2012-13, was Rs 14.32 lakh.

(iii) **Dr. Ambedkar National Merit Award Schemes:** Dr. Ambedkar Foundation is implementing following merit award schemes for students belonging to SCs and STs to recognize, promote and assist meritorious students belonging to these weaker sections.

a) Dr. Ambedkar National Merit Award Scheme for Secondary (Class 10th) Examination:

This scheme provides onetime cash award to meritorious students belonging to SCs and STs. There are 4 awards for each of the 29 Boards. The scheme also envisages 250 special merit awards of Rs. 10,000 each to the SC and ST students securing the next highest marks after first, second and third position. The awards are given as under:-

i)	Students securing highest marks	Rs. 60,000/-
ii)	Students securing 2nd highest marks	Rs. 50,000/-
iii)	Students securing 3rd highest marks	Rs. 40,000/-
iv)	Girl students securing highest marks-in case they are not in the above three categories	Rs. 40,000/-

Details of Awards relating to Secondary Examination 2011 approved during the year 2012-13 are as under:-

No. of Boards from where results received	No. of awardee-students	Total amount of merit awards (Rs in lakh)
23	385	110.08 lakh

b) Dr. Ambedkar National Merit Award Scheme for meritorious students of Senior Secondary (Class-12th) Examination belonging to Scheduled Castes:

Dr. Ambedkar Foundation had formulated a scheme during 2007-08 for award of merit awards to the students belonging to SCs to recognize, promote and assist meritorious students belonging to Scheduled Castes. Award is given to three students scoring highest marks in the regular Class XIIth level examination conducted by the Education Board / Council in four streams of Arts, Science (with Maths) and Science (with Biology) and Commerce @ Rs. 60,000/-, Rs. 50,000/- & Rs. 40,000/- respectively. After first three positions of merit, the next three girl students securing the highest marks in each stream would be given a special award @ Rs. 20,000/- each. There shall be 12 awards for each of 29 Boards. The details of Awards relating to Sr. Secondary Examination 2011 approved during the year 2012-13 upto 31.03.2013 are as under :-

No. of Boards from where results received	No. of awardee-students	Total amount merit award (Rs in lakh)
18	416	149.00 lakh

(c) Dr. Ambedkar National Relief to SC victims of atrocities: The Scheme is in the nature of contingency arrangement to provide instant monetary relief to the victims of relatively heinous offences of atrocities under the Scheduled Castes and the Scheduled Tribes (Prevention of Atrocities) Act, 1989. The relief amount under this Scheme is directly provided to the victims or their family members or dependents by the Foundation once the FIR of the offence under the Act has been lodged/registered as apprised by the concerned State Government/Union Territory. The relief amount with a maximum limit of

Rs. 5.00 lakh is paid to the victim. During 2012-13, under this scheme, an amount of Rs. 120.00 lakh was given to the victims.



Shri Mohammad Hamid Ansari, Vice-President delivering the 4th Dr. B.R. Ambedkar Memorial Lecture in Vigyan Bhawan on 17th December, 2012. Kumari Selja, Union Minister of Social Justice and Empowerment & Chairperson, Dr. Ambedkar Foundation, Shri Balram Naik, Union Minister of State for Social Justice and Empowerment, Shri Anil Goswami, Secretary, Department of Social Justice and Empowerment and Shri Anoop Kumar Srivastava, Additional Secretary, Department of Social Justice and Empowerment are also seen on the dais.

(d) New Schemes

- i) The Foundation had launched a new Scheme called **“Dr. Ambedkar Foundation National Essay Competition Scheme”** during the last financial year 2011-12. The aim of this annual Essay Competition is to encourage writing on social issues, among the Students of Schools / Colleges / Universities / Institutes and arouse their interest in Dr. Ambedkar’s thoughts on fundamental social issues. Dr. Ambedkar Foundation National Essay Competition is for Students of recognized Schools (secondary & senior secondary schools i.e. from class 9th to class 12th) and colleges / Universities / Institutes. Prizes to the over-all best three entries in Hindi & English for school students range from Rs.10,000/- to Rs. 25,000/- and for Colleges /Universities /Institutes students it is from Rs. 25,000/- to Rs. 1,00,000/-. As per the provision under the scheme, this year the competition was held in collaboration with the Aligarh Muslim University (AMU) during the month of September, 2012. The results of the said competition, as conveyed by the AMU, have also been declared and during 2012-13 awards were distributed.
- ii The Foundation had launched **“Dr. Ambedkar Scheme for celebration of Birth Anniversary of Great Saints”** during last financial year 2011-12. This scheme has

been formulated to provide grant-in-aid to the recognized Colleges/ Universities/ Institutions and Registered NGOs, which are in existence for at least 2 years, duly recommended by the District Magistrates or State Govt Administration, for celebrating birth anniversary of Great Saints who tirelessly worked for promoting social justice, removal of inequality & discrimination and for amelioration of the conditions of weaker sections of the society. The Scheme covers the birth anniversary of Great Saints like Sant Kabir, Guru Ravidas, Guru Ghasidas, Chokhamela, Nandnar, Narayan Guru, Namdev and other saints, as approved by the Foundation from time to time. The upper limit of the amount of grant-in-aid provided in each case, under the scheme is (i) Recognized universities/ institution - Rs. 5.00 lakh and (ii) registered NGOs, which are in existence for at least 2 years - Rs. 2.00 lakh. The proposals from NGOs should be duly recommended by the District Magistrates or State Govt./ UT Administration. During this year, a grant of Rs.3.75 lakh was released to University of Mumbai for celebration of birth anniversary of Namdev



Kumari Selja, Union Minister of Social Justice and Empowerment & Chairperson, Dr. Ambedkar Foundation, and Smt. Panabaka Lakshmi, Union Minister of State for Petroleum & Natural Gas and Shri Sanjeev Kumar, Joint Secretary, Deptt. of Social Justice and Empowerment & Member Secretary, Dr. Ambedkar Foundation and other dignitaries present during Dhamma Puja held at Dr. Ambedkar National Memorial, 26 Alipur Road, Delhi on the occasion of Dr. Ambedkar's Mahaparinirvan Diwas on 6th December, 2012

- iii **Collected Works of Babasaheb Ambedkar (CWBA) Project:** The translation and publication of Collected Works of Babasaheb Ambedkar Project is one of the projects being implemented by the Foundation. These works are translated into Hindi and 8 regional languages viz. Malayalam, Tamil, Telugu, Bengali, Oriya, Punjabi, Urdu & Gujarati. Translation, editing & vetting of CWBA works in Malayalam, Tamil, Telugu, Bengali, Oriya, Punjabi and Hindi have made considerable progress. Out of 360 volumes to be published

in Hindi and other regional/vernacular languages (40 volumes of each language) where the Foundation is practically involved, 206 volumes have been published upto 31.03.2013 and the balance work including volumes under print and translation are 154. During the year, reprinting of Volume No1-21 of Hindi volumes has been carried out.

4.11.1.2 Other important activities of the Foundation during the year include the following:

- (i) **Reports of the High Level Committee:** The Ministry of Social Justice and Empowerment had constituted a High Level Committee (HLC), during the last financial year 2011-12, for planning the development of (i) Dr. Ambedkar National Memorial at 26, Alipur Road, Delhi and (ii) a Centre, tentatively titled as Dr. Ambedkar National Centre for Social Justice at Janpath, New Delhi. The HLC submitted its reports on the 'Memorial' and the 'Centre' on 21.06.2012 and 08.09.2012 respectively to the Ministry. The work of execution of the 'Memorial' and 'Centre' has been assigned to CPWD and NBCC respectively and steps are being taken for early commencement of the construction works.



Kumari Selja, Union Minister of Social Justice and Empowerment & Chairperson, Dr. Ambedkar Foundation and Smt. Panabaka Lakshmi, Union Minister of State for Petroleum & Natural Gas and other dignitaries visiting Dr. Ambedkar National Memorial at 26, Alipur Road, Delhi on the occasion of Dr. Ambedkar's Mahaparinirvan Diwas on 6th December, 2012

- (ii) **Book fairs/exhibitions:** Dr. Ambedkar Foundation participates in the Book fairs / exhibitions which are organized in Delhi and through its sole distributors/ authorized at various other places, outside Delhi.
- (iii) **Celebration/ Observance of Birth Anniversary / Mahaparinirvan Diwas of Dr. Ambedkar:** Every year the Foundation celebrates the Birth Anniversary of Babasaheb Ambedkar on 14th April and observes Mahaparinirvan Diwas on 6th December in a befitting

manner in the Parliament House Lawns. During the year, on this day, President of India leads the nation in paying the floral tributes. The functions were attended by the Vice-President, Prime Minister and other eminent dignitaries. General public, in large number, also pay floral tributes to Babasaheb.

- (iv) Programs were also organized at Dr. Ambedkar National Memorial at 26, Alipur Road, Delhi to celebrate/ observe the Birth Anniversary/ Mahaparinirvan Diwas of Dr. Ambedkar, where high dignitaries, eminent personalities and general public, in large number, attend Dhamma Puja and other cultural events.
- (v) The 4th Dr. B. R. Ambedkar Memorial Lecture, was delivered by Shri Hamid Ansari, Hon'ble Vice - President of India on *"Some Questions on Elections, Representations and Democracy"*, on 17th December, 2012 in Vigyan Bhawan, New Delhi.
- (vi) The pilot Workshop on "Capacity Building of the Non-governmental organizations" was organized by Dr. Ambedkar Foundation in association with Dr. Ambedkar Chair at Indian Institute of Public Administration (IIPA) from June 25-29th, 2012. A total 35 representatives from 12 NGOs, working for SCs, participated in the workshop. The workshop included sessions on NGO-organization & Management to technical topics like Project Formulation, Project Management, Accounting & Financial Framework, Audit Perspective, ICT for NGOs etc. and exercises on team building, decision making and assessment.

4.11.2 Babu Jagjivan Ram National Foundation

4.11.2.1 Babu Jagjivan Ram National Foundation was established on 14th March, 2008 as an autonomous body under the Ministry of Social Justice & Empowerment, in the memory of Babu Jagjivan Ramji, to propagate his ideology and philosophy of life and missions, his vision to create a casteless and classless society, eradication of untouchability and continuous struggle for achieving social justice for the dalit, downtrodden and weaker sections who do not get ample opportunities to stand up and lead a dignified life in the society. It is a Registered Society under the Societies Registration Act 1860 with one time corpus grant of Rs. 50 crores. It is located at Jeevan Prakash Building, 9th Floor, K.G. Marg, New Delhi-110001. The main Aims and Objects of the Foundation are as under:-

- To propagate the ideology and philosophy of life and mission of Babu Jagjivan Ram.
- To collect, acquire, maintain and preserve the personal papers and other historical material pertaining to Babu Jagjivan Ram.
- To encourage and promote study and research on his life and work.
- To publish, sell and distribute books, papers, pamphlets and information in pursuance of the objectives of the Foundation.
- To acquire, preserve and protect places connected with him and raise memorials.
- To propagate his ideals and memory through print and electronic media by promoting

artists belonging to dalit community who are not getting ample opportunity to come up.

- To encourage and promote other weaker sections of the society through specially designed development schemes for their social, cultural, educational and economic development.
- To implement special schemes for removal of untouchability and caste based prejudices in the society.
- To undertake and implement various, schemes and programmes assigned from time to time by the Central and State Govts.
- To organize birth and death anniversaries and other commemorative events of the life of Babu Jagjivan Ram.
- To undertake all such activities which are not mentioned in the aims and objects of the Foundation but which promote these objectives.

4.11.2.2A brief description of various activities undertaken by the Foundation during the period from 01 April 2012 to 31 March, 2013 are as under: -

- (i) On 5th April 2012, the birth anniversary of Babuji, a homage function was organized at Samta Sthal, opposite Rajghat, in the morning. The homage ceremony at the Samta Sthal was attended by H.E. the Vice President of India, Shri Mohd. Hamid Ansari; Hon'ble Speaker Lok Sabha, Smt. Meira Kumar; Hon'ble Minister of Social Justice & Empowerment, Shri Mukul Wasnik; and a large number of cabinet Ministers, MPs and various other high dignitaries, social activists and followers of Babuji.



Hon'ble Vice President, Shri M. Hamid Ansari and Hon'ble Minister, Social Justice & Empowerment paying homage to Babu Jagjivan Ram at Samta Sthal, the Samadhi of Babuji at New Delhi on his Birth Anniversary on 05.04.2012.



Hon'ble Speaker Lok Sabha; Smt. Meira Kumar, Hon'ble Minister of Defence; Shri A.K. Antony and Hon'ble Minister of Power, Shri Sushil Kumar Shinde in Sarva Dharma Prarthana Sabha at 6, Krishna Menon Marg, New Delhi on the Birth Anniversary of Babu Jagjivan Ramji on 05.04.2012.

- (ii) Sarva Dharam Prarthana Sabha was organized at 6, Krishna Menon Marg, New Delhi, on 5th April 2012, the official residence of former Deputy Prime Minister of India, Babu Jagjivan Ram ji, where he resided for more than three decades. It was attended by Hon'ble Speaker Lok Sabha, Smt. Meira Kumar; Hon'ble Minister of Defence; Shri A.K. Antony and Hon'ble Minister of Power, Shri Sushil Kumar Shinde and a large number of cabinet ministers, MPs and various other high dignitaries and social activists and followers of Babuji. Singers from Song & Drama Division, Granthis from Gurudwara, Father from Church and Maulavi from the Mosque gave recitations.
- (iii) Led by the Hon'ble Speaker Lok Sabha, Smt. Meira Kumar; Members of both the Houses of Parliament, paid floral tributes to Babuji's statue in Parliament on the same day.
- (iv) A memorial lecture was organized by the Foundation on 5th April, 2012 at Vigyan Bhawan, New Delhi. The memorial lecture was delivered by Ms Tawakkol Karman, winner of Nobel Peace Prize – 2011. The lecture was attended by Hon'ble Speaker Lok Sabha, Smt. Meira Kumar; Hon'ble Minister SJ&E, Shri Mukul Wasnik and many foreign delegates. The auditorium was packed to capacity.
- (v) On 6th July, 2012, the 26th Death Anniversary of Babuji, a Homage function was organized at Samta Sthal in the morning. H.E. Vice President of India, Shri Mohd. Hamid Ansari;



Ms Tawakkol Karman, winner of Nobel Peace Prize – 2011, Secretary, Ministry of SJ&E, Shri K.M. Acharya; Hon'ble Minister of SJ&E/ President BJRNf, Shri Mukul Wasnik; Hon'ble Speaker Lok Sabha Smt. Meira Kumar; Executive Vice President, Babu Jagjivan Ram National Foundation Shri. V.N. Dalmia in the Memorial Lecture at Vigyan Bhawan, New Delhi 05.04.2012.



Ms Tawakkol Karman, winner of Nobel Peace Prize – 2011, delivering the Babu Jagjivan Ram Memorial Lecture at Vigyan Bhawan, New Delhi on 05.04.2012.

Hon'ble Speaker Lok Sabha, Smt. Meira Kumar; Hon'ble Minister for SJ&E, Shri Mukul Wasnik; Hon'ble Minister of Parliamentary Affairs, Shri Pawan Kumar Bansal paid floral tributes to Babuji at his Samadhi in New Delhi. Besides them, a large number of cabinet Ministers, MPs and other dignitaries, social activists and followers of Babuji also paid floral tributes to Babuji.



Hon'ble Vice President Shri M. Hamid Ansari; Hon'ble Speaker Lok Sabha; Smt. Meira Kumar; Hon'ble Minister Social Justice & Empowerment, Shri Mukul Wasnik and Hon'ble Minister of State for Social Justice & Empowerment; Shri D. Napoleon paying homage to Babu Jagjivan Ram at Samta Sthal, the Samadhi of Babuji at New Delhi on his Death Anniversary on 06.07.2012.

- (vi) To commemorate the historical victory of India over Pakistan under the dynamic leadership of Babuji, a One-day National Seminar on " Parliamentary Democracy in India: Issues and Challanges" was organized in association with Indian Institute of Public Administration on 16th Dec., 2012 in the Conference Hall of India Institute of Public Administration, New Delhi. Hon'ble Minister of Social Justice and Empowerment, Ms. Kumari Salija, inaugurated the seminar and Dr. Yogendra Narain, former Secretary-General of Rajya Sabha, presided over the inaugural function. Justice K.G. Balakrishnan, Chairman, National Human Rights Commission and former Chief Justice of India delivered the valedictory address.
- (vii) The following Schemes of the Foundation are under active consideration in the Ministry.
 - i. Babu Jagjivan Ram Nirbhay Bhawan Kendra Yojna.
 - ii. Babu Jagjivan Ram National Relief Scheme for the SC victims of atrocities.
 - iii. Babu Jagjivan Ram Chair Scheme.

- iv. Babu Jagjivan Ram All India Essay Competition scheme
- (viii) Life-size statue of Babuji and Maiji in Chandwa, Ara (Bhojpur), Bihar has been installed.

4.12 Reservation in Education & Employment

Reservation in Education

4.12.1 The Central Educational Institutions (Reservation in Admission) Act, 2006 came into force with effect from academic session 2008-09. The Act provides for Reservation of 15% for the students belonging to the Scheduled Caste, 7.5% for Scheduled Tribes & 27% for Other Backward Classes (excluding creamy layer) in central educational institutions (other than those exempted under Section 4 of the Act).

Reservation in Employment

4.12.2 Instructions were issued by Ministry of Home Affairs on 21.9.1947, providing 12.5% reservation in direct recruitment made by open competition and 16.66% for other than by open competition for Scheduled Castes. With the increase in the percentage of Scheduled Castes population, a need was felt to increase the reservation percentage. The 1961-Census showed that the percentage of population of Scheduled Castes was 14.7%. Accordingly, on 25.03.1970, the percentage of reservation for Scheduled Castes in direct recruitment by open competition was increased from 12.5% to 15%. The percentages of reservation in the case of direct recruitment otherwise than by open competition was kept unchanged at 16.66%. The position regarding percentage of reservation for SCs/STs in public employment has remained unchanged since then. The reservation policy of the Government is mutatis-mutandis extended to Central Public Sector Enterprises (CPSEs).

CHAPTER 5

OTHER BACKWARD CLASSES

5.1 An Overview

5.1.1 The Second Backward Classes Commission (commonly known as Mandal Commission), constituted under Article 340, submitted its Report in 1980. In the light of this Report, the Government of India had, vide O.M. dated 13.08.1990 of the Department of Personnel & Training, issued an order providing 27% reservation in Central Government posts for persons belonging to the Socially and Economically Backward Classes, [also referred to as “Other Backward Classes” or OBCs]. Several writ petitions were filed in the Supreme Court challenging this Order. These were disposed of by the Supreme Court in 1992, by a majority judgment, which is commonly known as the judgment in the Indra Sawhney case. In this judgment, the Court upheld 27% reservation for OBCs in civil posts and services under the Union of India, subject to exclusion of the “Creamy Layer”.

5.1.2 With the amendment of Article 15 of the Constitution in January, 2006 and the enactment of the Central Educational Institutions (Reservation in Admissions) Act in January, 2007, listing of backward classes has become relevant for admission in Central Educational Institutions also.

5.1.3 The National Commission for Backward Classes (NCBC) was set up in August, 1993 as per the provisions of the National Commission for Backward Classes Act, 1993 to entertain, examine and recommend upon requests for inclusion and complaints of over-inclusion and under-inclusion in the Central Lists of OBCs.

5.2 Central Lists of Other Backward Classes and amendments thereto effected during 2012-13

5.2.1 In pursuance of the Supreme Court’s Judgement in Indra Sawhney Vs Union of India, the Department of Personnel & Training vide its O.M. dated 08.09.1993 inter alia, directed that “The OBCs would comprise, in the first phase, the castes and communities which are common to both lists (i.e. in the report of Mandal Commission and the State Government’s lists). A list of such castes and communities is being issued separately by the Ministry of Welfare”. Accordingly, the Central List of OBCs was issued vide Resolution dated 10.09.1993 of the then Ministry of Welfare in respect of 14 States. Lists for another 7 States and 4 UTs were issued by the then Ministry of Welfare vide Notifications dated 19.10.1994 and 24.05.1995.

5.2.2 Since the first notification of the Common list on 10.09.93 and constitution of the NCBC in August, 1993, till date 2343 such entries (by way of castes, their synonyms, sub castes etc.) have been notified in the Central List of OBCs through 30 resolutions for 24 States and 6 Union Territories. On the advice of the NCBC, the Central Government makes changes in the Central List of OBCs from time to time.

The State wise number of castes/communities covered under the Central lists of OBCs as on 31.03.2013 is at **Annex-5.1**.

5.2.3 The caste-wise census was discontinued after the 1931 census. Hence, census data is not available on the population of OBCs in the country. However, the Mandal Commission had estimated OBC population at 52% of the total population while the National Sample Survey Organisation, based on its 61st round survey (2004-05), has estimated it to be 41% as stated in its Report "Employment & Unemployment situation among Social Groups in India."

5.2.4 The Registrar General of India has informed that Government has decided to canvass 'caste' of all persons, as returned by them, as an independent exercise after population enumeration of 2011 Census is over.

5.2.5 The Government of India vide the Ministry of Personnel, Public Grievances and Pension (Department of Personnel and Training) OM No. 36012/22/93-Estt. (SCT), dated 8th September, 1993 has reserved 27% of vacancies in Civil Posts and Services under the Central Government, to be filled through direct recruitment in favour of the Other Backward Classes (OBCs).

5.3 Statutory Framework

5.3.1 Relevant Constitutional Provision:

Clause (4) of Article 15 of Constitution of India ["Prohibition of discrimination on grounds of religion, race, castes, sex or place of birth"] permits the State to make special provision for the advancement of "any socially and educationally backward classes of citizens" including in admission to educational institutions.

Article 16 (4) ["Equality of opportunity in matters of public employment"] permits the State to make provision for reservation in appointments for "any backward class of citizens...."

Article 340 of the Constitution provides "that the President may by order appoint a Commission to investigate the conditions of socially and educationally backward classes". As it was not envisaged to set up an independent Commission to investigate complaints made by OBCs, the National Commission for Scheduled Castes has been entrusted to look into such complaints under Article 338 (10) of the Constitution.

Clause (1) of Article 38 of the Constitution makes it obligatory for the State to "strive to promote the welfare of the people by securing and protecting as effectively as it may a social order, in which justice, social, economic and political shall inform all the institutions of the national life". Art. 46 enjoins upon the States to "promote with special care the educational and economic interests of the weaker sections".

Clause (10) of Article 338 (National Commission for Scheduled Castes) mentions that for the purpose of that article, references to Scheduled Castes "shall be construed as including references to such other backward classes as the President may, on receipt of the report of a Commission appointed under clause (1) of article 340 by order specify and also to the Anglo-Indian community." Thus, the National Commission for Scheduled Castes is responsible for looking into the grievances of the Other Backward Classes (OBCs) also.

5.3.2 National Commission for Backward Classes Act, 1993:

5.3.2.1 In pursuance of the directions of the Supreme Court in Indra Sawhney Vs. UOI case mentioned in Para 5.2.1 above, the Government of India enacted the National Commission for Backward Classes (NCBC) Act, 1993 (Act No. 27 of 1993) dated 1.2.1993, for setting up a National Commission for Backward Classes. Under Section 1 of the Act, the jurisdiction of the Act extends to the whole of India except the State of Jammu & Kashmir.

5.3.2.2 Section 3 of the Act provides that the Commission shall consist of five members, namely, a Chairperson who is or has been a Judge of the Supreme Court or of a High Court; a social scientist, two persons, who have special knowledge in matters relating to backward classes; and a Member- Secretary who is or has been an officer of the Central Govt in the rank of a Secretary to the Govt of India. Under Section 4 of the Act, every Member shall hold office for a term of three years from the date he/she assumes office.

5.3.2.3 The functions of the Commission are laid down mainly in Section 9 and Section 11 of this Act. Under Section 9 (1) of the Act, the Commission shall "examine requests for inclusion of any class of citizen as a backward class in such lists and hear complaints of over-inclusion or under-inclusion of any backward class in such lists and tender such advice to the Central Government as it deems appropriate". Section 9(2) of the Act states that the advice of the Commission shall ordinarily be binding upon the Central Government.

5.3.2.4 Section 11 of the Act, entrusts the Central Government to undertake the revision of lists at the expiration of ten years from the date of this Act coming into force and every succeeding period of ten years. As per sub-section (2) of this Section, the Central Government is required to consult the NCBC while undertaking such revision.

5.3.2.5 During the year 2012-13, the NCBC has tendered 36 advices for inclusions/additions/modifications/corrections/rejections to the Central list for OBCs.

5.3.3 Revision of Income Criteria for "Creamy Layer"

5.3.3.1 As per Supreme Court's judgment mentioned in Para 5.1.1 above, "Creamy Layer" is excluded from the reservation benefits available to OBCs. Detailed criteria defining the "Creamy Layer" are laid down in the Schedule to DOPT O.M. No. 36012/22/93-Estt. (SC) dated 08.09.1993, which lays down the following six categories to whom the rule of exclusion will apply:

- i. Constitutional Posts
- ii. Service Category
- iii. Armed Forces including Para-Military Forces
- iv. Professional Class and those engaged in Trade and Industry
- v. Property owner, and
- vi. Income ceiling/Wealth Tax payee

In the last category, income ceiling specified in the said O.M. dated 8.9.93 was Rs.1 lakh per annum. This was revised to Rs. 2.5 lakh per annum in 2004 and has further been revised to Rs. 4.5 lakh per annum in October, 2008, on the recommendation of NCBC.

5.4 Schemes: An Overview

5.4.1 Having recognized that educational and economic support for backward classes has not been adequate and that there is disparity between them and the non-backward sections of the population at every level, it was felt that earnest efforts were required to introduce various schemes specifically for the target group in order to provide them a level playing field. It was envisaged that the most important initiative for improving the social and economic status of backward communities lies in improving their access to education and training in traditional trades. Hence, the following schemes were formulated and are being implemented since 1998-99 :

- i. Pre-matric Scholarship to OBC students,
- ii. Post-matric Scholarship to OBC students,
- iii. Construction of Hostels for OBC boys & girls,
- iv. Assistance to Voluntary Organisations working for welfare of OBCs.

Further, the National Backward Classes Finance & Development Corporation (NBCFDC) implements various soft loan schemes for the OBC population in the country.

5.5 Schemes of Educational Empowerment – Centrally Sponsored Schemes

5.5.1 Pre-Matric Scholarship

The aim of this Scheme is to motivate children of OBCs studying at pre-matric stage. As such, scholarships are awarded to students belonging to OBCs whose parents/ guardian's income from all sources does not exceed Rs. 44,500/- per annum. The rates of scholarship being awarded to students under the scheme are as under:-

Day Scholars (per month)		Hostellers (per month)		Ad-hoc Grant (per annum)
Class I to V	Rs.25/-	III to VIII	Rs.200/-	Ad-hoc grants of Rs.500/- to all students i.e. hostellers as well as day scholars are given.
Class VI to VIII	Rs.40/-	IX to X	Rs.250/-	
Class IX to X	Rs.50/-			

The scholarship is available in such institutions and for such pre-matriculation courses, which have been duly recognized by the concerned State Governments and Union Territory Administrations. Under the scheme, 50% Central Assistance is provided to the State Governments over and above their committed liability, while in case of UTs 100% central assistance is provided. However, North-East States are exempted from this committed liability under the Scheme.

The Physical and Financial Achievements under the Scheme during the last three years are as follows :

Year	Budget Allocation (Rs. in crore)	Achievement	
		No. of Beneficiaries (in lakhs)	Financial (Rs. in cr.)
2010-11	50.00	21.50 (provisional)	44.71
2011-12	50.00	24.70 (provisional)	40.69
2012-13	50.00	20.00 (estimated)	47.01

5.5.2 Post-Matric Scholarship

The Scheme is intended to promote higher education by providing financial support to OBC students studying at post-matric/post-secondary levels including Ph.D. degrees. The scholarships are awarded through the State Government/UT Administration to which the applicant belongs for study in recognized institutions. Under the Scheme, 100% central assistance is provided to State Governments/UT Administrations over and above their Committed Liability. The Scheme has been revised w.e.f.1.7.2011. The major changes effected under the Scheme are as under:-

- (i) The parental income ceiling for eligibility has been raised from Rs.44,500/ to Rs.1.00 lakh per annum.
- (ii) Increase in maintenance and other allowances of the OBC students:

Sl. No.	Item / Component	Pre- revised Provision/Rates			Revised Provision /Rates		
a	Maintenance Allowance (Rs. per month)		Day Scholars	Hosteller		Day Scholars	Hosteller
		Group A	190/-	425/-	Group A	350/-	750/-
		Group B	190/-	290/-	Group B	335/-	510/-
		Group C	190/-	290/-	Group C	210/-	400/-
		Group D	120/-	230/-	Group D	160/-	260/-
		Group E	90/-	150/-			
b	Other Allowances	(Rs.)			(Rs.)		
(i)	Study Tour charges	500/- p.a. (subject to actual expenditure)			900/- p.a. (subject to actual expenditure)		
(ii)	Thesis Typing & Printing charges	600/- (Maximum)			1000/- (Maximum)		
(iii)	Book Allowance for correspondence course	500/- p.a.			900/- p.a.		
(iv)	Reader charges for blind students (Rs. per month)	Group A,B,C		100/-	Group A, B		175/-
		Group D		75/-	Group C		130/-
		Group E		50/-	Group D		90/-

(v)	Scholarship for CPL Course	Maintenance allowance at the rates applicable to Group B courses, in addition to all compulsory fees including fee for flight charges. The number of awards for CPL will be 20 per annum on first-cum-first-serve basis.	Rs.5,000/- per flying hour in single/ multiengine aircraft for 200 hours, as per DGCA approved rates. In addition, maintenance allowance at the rates applicable to Group 'A' courses will be provided (This will be subject to the candidate undergoing the CPL training in DGCA approved flying institutions and his confirmation to meet the balance of the cost on his own). The number of awards for CPL will be 20 per annum on first-cum-first serve basis.
-----	-----------------------------------	--	--

- (iii) Regrouping of courses: The courses under the Post Matric Scholarship Scheme have been re-categorized into four groups. The details are in **Annex- 5.2**.

The Physical and Financial achievements under the Scheme during the last three years are as follows:

Year	Budget Allocation (Rs. in crore)	Achievement	
		No. of Beneficiaries (in lakhs)	Financial (Rs. in cr.)
2010-11	350.00	18.00 (provisional)	353.32
2011-12	535.00	19.85 (provisional)	527.99
2012-13	625.00	20.00 (estimated)	666.86 cr.

The State Governments have been requested to pay scholarships under the Pre Matric and Post-Matric Scholarship Schemes through Post Offices/ Bank Accounts. The status regarding payment of Scholarship to OBC students through Post Offices/ Bank account, as intimated by States, is given at **Annex-5.3**. Further, the PMS-OBC has been identified as one of the Ministry's Schemes under Direct Benefit Transfer (DBT) w.e.f. 01.01.2013 in the country.

5.5.3 Construction of Hostels for OBC Boys and Girls

The Scheme of Construction of Hostels for OBC Boys and Girls has been revised w.e.f. 2010-11. The Scheme aims at providing hostel facilities to students belonging to socially and educationally backward classes, especially from rural areas, to enable them to pursue secondary and higher education. The following important changes have been incorporated in the revised Scheme:-

- Earlier, only State Governments, UT Administrations and Universities were eligible for Central assistance. Now, NGOs with a good track record will also be eligible.
- Enhancement of Central assistance to North-Eastern States & Sikkim from 50% to 90%. However, in the case of other States, the Central assistance will be restricted to 50% of the cost, while in the case of UTs and Central institutions, 100% Central funding will be

provided. In the case of NGOs, the funding pattern will be 45% each by Central and State Government and the balance 10% by the NGO. This funding pattern has been made with reference to the approved cost.

- (iii) Indicative physical norms have been laid down for a typical 100 seater hostel with a view to improving the quality and “livability” of hostels to be constructed henceforth, and to introduce a degree of uniformity in the physical norms across the country, and
- (iv) Introduction of a one-time non-recurring grant of Rs. 2500/- per seat for providing furniture/equipment to the hostels constructed under the scheme.

Students whose castes are included in the Central/State/UT list of Backward Classes and who do not belong to the creamy layer will be eligible for allotment of seats in the hostel. Further, at least 5% of the total seats should be reserved for students with disabilities. The State Government/UT Administrations, which submit proposals for construction of three or more hostels in a year, have to propose a Girls’ hostel to the extent of at least one-third of them.

The physical and financial achievements under the Scheme during the last three years are as follows:

Year	Budget Allocation (Rs. in crore)	Achievement		
		No. of hostels	No. of seats	Financial (Rs. in crore)
2010-11	45.00	57	4035	25.79
2011-12	45.00	33	2578	16.07
2012-13	45.00	21	2100	14.76

The State wise location of hostels sanctioned under the Centrally Sponsored Scheme of Construction of Hostel for OBC Boys/Girls during the years 2010-11, 2011-12 and 2012-13 is at **Annex 5.4**.

5.5.4 State-wise Physical and Financial Progress of the Centrally Sponsored Schemes during last three years:-

The State-wise Physical and Financial progress of the Centrally Sponsored Schemes of: (i) Pre-Matric Scholarships to OBC students, (ii) Post-Matric Scholarships to OBC students and (iii) Construction of Hostels for OBC Boys and Girls are at **Annexure 5.5, 5.6 and 5.7** respectively.

5.6 Schemes of Socio-Economic Empowerment – Central Sector Schemes

5.6.1 Assistance to Voluntary Organizations for Welfare of OBCs (NGO Scheme)

The main purpose of this scheme of grants-in-aid to voluntary organizations is to involve the civil society and non-Government sectors is for to improve the socio-economic conditions of OBCs, through skill up-gradation in various trades, to enable them, to start income generating activities on their own and get gainfully employed. Under the Scheme, financial assistance is provided to Non-Governmental Organizations for imparting various vocational training in various trades like craft, type and short-hand, carpentry, dari making, electrician, motor

winding and fitting/plumbing, printing/composing/book binding, spinning and weaving, TV, VCR and Radio repair etc. The Government of India meets 90% of the approved expenditure of the training programme.

The Physical and Financial achievements under the Scheme during the last three years are as follows:

Year	Budget Allocation (Rs. in crore)	Achievement	
		No. of Beneficiaries	Financial (Rs. in crore)
2010-11	5.00	3715	1.65
2011-12	5.00	2250	1.02
2012-13	5.00	1310	0.46

The details of grants released to NGOs in 2012-13 are given in **Annex-5.8**.

The abstract of State-wise details of Grant in aid to NGOs under the Scheme of Assistance to Voluntary Organizations working for the welfare of OBCs' during 2010-11 to 2012-13 is given at **Annex-5.9**.

5.6.2 National Backward Classes Finance & Development Corporation (NBCFDC)

5.6.2.1 The National Backward Classes Finance & Development Corporation (NBCFDC) was set up in the year 1992, as a company, 'not for profit' under Section 25 of the Companies Act 1956 under the aegis of the Ministry of Social Justice and Empowerment, Government of India. The Corporation has paid up capital of Rs 700.00 crore against the authorized share capital of Rs 700.00 crore. The main objective of the Corporation is to provide concessional financial assistance to the members of the backward classes for their socio-economic development and to upgrade the technological and entrepreneurial skills of the individuals or groups belonging to the Backward Classes through State Channelising Agencies (SCAs) nominated by respective State Governments/UT.

Eligibility

The members of Backward Classes having an annual family income less than double the poverty line (i.e. Rs.81,000/- in rural areas and Rs.1,03,000/- in urban areas) are eligible to obtain loan from NBCFDC.

The NBCFDC assists a wide range of income generating activities which include agricultural and allied activities, small business/artisan and traditional occupation, transport sector & service sector, technical and professional trades/courses. The authorized share capital of the NBCFDC as on date is Rs.700.00 Crores.

Types of Loan

- Term Loan:** The maximum loan limit is Rs 10 Lakh per beneficiary; and the NBCFDC sanctions loan upto 85% of the project cost.
- Margin Money Loan:** The maximum loan limit is Rs 10 Lakh per beneficiary. The NBCFDC sanctions loan upto 40% of the project cost, balance amount of project cost

is contributed by Bank/Financial Institution (50%), SCA (5%), and the beneficiary (5%).

- c) **Micro Finance:** The maximum loan limit is Rs. 50,000/- per beneficiary/member of the Self Help Group (SHG); and the NBCFDC sanctions loan upto 90% to 95% of the project cost.

Activities which can be financed

The Corporation assists a wide range of income generating activities under following broad sectors:

1. **Agriculture & Allied Activities**
2. **Small Business/Artisan & Traditional Occupation**
3. **Transport Sector & Service Sector**
4. **Technical and Professional Trades/Education loan for professional Courses**

The SCAs are to disburse loans for viable projects as per needs and choice of beneficiaries under above mentioned broad sectors.

Types of loan:

Term Loan/Margin Money Loan

(a) **New Swarnima for Women**

Under this scheme, women belonging to backward classes living below double the poverty line can obtain loan upto Rs.1,00,000/- @ 5% p.a.



Beneficiary of Jammu & Kashmir financed under NBCFDC's "New Swarnima Scheme".



Beneficiary of Uttrakhand financed under NBCFDC's "New Swarnima Loan Scheme".

(b) **Education Loan Scheme**

NBCFDC provides Educational Loans to the students of Backward Classes living below double the poverty line for pursuing general/ professional/technical courses or trainings at graduate and/or higher levels. The maximum loan limit in India is Rs.10 lakh and abroad is Rs.20 Lakh. The rate of interest is 4% p.a. and for girl students there is a special concessional rate of interest @ 3.5% p.a.



NBCFDC beneficiary of Education Loan for MBBS Course from Puducherry.

(c) Saksham

This is a special scheme under Term Loan for young professionals belonging to Backward Classes of the target group. The maximum loan limit is Rs.10 Lakh per beneficiary and loan upto Rs.5 Lakh bears interest @ 6% p.a. and loan between Rs.5 Lakh to Rs.10 Lakh bears interest @ 8% p.a.



NBCFDC beneficiary from Rajasthan engaged in making 'Tarkashi' products.

(d) Shilp Sampada

The objective of this scheme is to upgrade the technical and entrepreneurial skills of the Backward Classes by way of providing training and financial assistance under Term Loan for self-employment in traditional craft etc. The artisans and handicraft persons of Backward Classes living below double the poverty line can obtain loan upto Rs. 10 Lakh under this

scheme. Loans upto Rs. 5 Lakh carry an interest rate of 6% p.a. and 8% p.a. for loans between Rs. 5 Lakh to Rs. 10 Lakh.



NBCFDC Beneficiary from Tripura manufacturing Cane and Jute products.

Micro Finance

- (a) **Micro Finance Scheme:** NBCFDC's Micro Finance Scheme is implemented by SCAs through accredited NGOs/Self-Help Groups. The maximum loan limit per beneficiary is Rs.50,000/- and the rate of interest is 5% p.a. from SCA to Beneficiary.



NBCFDC Beneficiaries from Assam engaged in making of Cane & Bamboo products and Artificial Jewellery.

- (b) **Mahila Samriddhi Yojana (Micro Finance Scheme for Women):** NBCFDC's Mahila Samriddhi Yojana is implemented by SCAs through accredited NGOs/Self-Help Groups (SHGs). The maximum loan limit per beneficiary is Rs.50,000/-. The rate of interest is 4% p.a. from SCA to Beneficiary.



Self-Help Group of Tamil Nadu State financed under NBCFDC “Mahila Samriddhi Scheme”

- (c) **Krishi Sampada:** To provide concessional loans under Micro Finance to small farmers, vegetable vendors of the target group for requirement of funds during Rabi & Kharif or any cash crop. The loanee can obtain loan upto Rs.50,000/- @ 4% p.a.

Other Developmental Activities

Training & Development: The Corporation provides financial assistance for project linked training for up-gradation of technical and entrepreneurial skills of eligible members of Backward Classes living below double the poverty line. Financial assistance is provided through SCAs/ Institutions.

Marketing Linkages: The Corporation also provides marketing facilities for the artisans of the target group by providing opportunities to participate in the Country's leading fairs like India International Trade Fair, Dilli Haat and Suraj Kund Craft Mela etc. as well as in exhibitions/fairs organized in the respective States.

5.6.2.2 The Financial and Physical achievements during the financial year 2010-11, 2011-12 and 2012-13 are as under :

Year	Achievements	
	Loan Amt. Disbursed (Rs. in crore)	No. of beneficiaries
2010-11	175.33	1,28,537
2011-12	215.65	1,39,100
2012-13	225.20	145970

The State-wise Physical and Financial achievements during the years 2011-12 and 2012-13 is at **Annex-5.10.**

5.7 Reservation in Education & Employment

5.7.1 Reservation in Central Educational Institutions:

The Supreme Court upheld the validity of Central Educational Institutional [Reservation in Admission] Act, 2006, in its Judgment on 10.04.2008. Under this Act, OBC students are entitled

to 27% reservation in Central Educational Institutions in a phased manner, over a period of three year commencing from the academic session 2008-09. Income ceiling of 'creamy layer' has been revised from 2.50 lakh to Rs 4.50 lakh in October, 2008. The Ministry of Human Resource Development has also implemented the revised income ceiling for admission to all Central Institutions.

5.7.2 Reservation in Employment:

Reservation of 27% to OBCs has been provided in Central Government Services and Posts since 1993, subject to exclusion of the "creamy layer".



CHAPTER 6

SOCIAL DEFENCE

6.1 An Overview

In the area of Social Defence, the Ministry mainly focuses on policies and programmes for:

- (i) Senior Citizens, and
- (ii) Victims of Substance (Drug) Abuse

The Ministry develops and implements programmes and policies for these target groups in close collaboration with State Governments, Non-Governmental Organisations and civil society. The programmes for senior citizens aim at their welfare and maintenance, especially for indigent senior citizens, by supporting old age homes, day care centres, mobile medicare units, etc. For victims of substance abuse, the programme is for drug demand reduction which is achieved through awareness campaign and treatment of addicts and their detoxification so that they may join the mainstream. These programmes are implemented through Non-Governmental Organizations with financial support from the Ministry.

6.2 Statutory Framework

6.2.1 Relevant Constitutional Provisions

Article 41 of the Constitution provides that the State shall, within the limits of its economic capacity and development, make effective provision for securing the right to work, to education and to public assistance in cases of unemployment, **old age**, sickness and disablement, and in other cases of underserved want.

Further, Article 47 provides that the State shall regard the raising of the level of nutrition and the standard of living of its people and the improvement of public health as among its primary duties and, in particular, the State shall endeavor to bring about **prohibition of consumption**, except for medicinal purposes, of **intoxicating drinks and of drugs which are injurious to health**.

6.2.2 Legislations

The Maintenance and Welfare of Parents and Senior Citizens Act, 2007 was enacted in December 2007, to ensure need based maintenance for parents and senior citizens and their welfare.

The Narcotic Drugs and Psychotropic Substances Act, 1985, was enacted inter alia, to curb drug abuse. Section 71 of the Act provides that, "the Government may, in its discretion, establish as many centres as it thinks fit for identification, treatment, education, after-care, rehabilitation, social reintegration of addicts and for supply, subject to such conditions and in such manner as may be prescribed, by the concerned Government of any narcotic drugs and psychotropic substances to the addicts registered with the Government and to others where such supply is a medical necessity."

6.3 Senior Citizens

6.3.1 Overview

As per 2001 Census, total population of Senior Citizens (60+) was 7.7 crore, of which population of males and females was 3.8 crore and 3.9 crore respectively. The share of people aged 60 years and above in the total population as per Census 2001 is given below:

Population (2001)

(Fig. in crore)

	Persons	Males	Females
All India	102.9	53.2	49.7
Senior Citizens (60+)	7.7	3.8	3.9
As % of total	7.5	7.1	7.8

Source: Census, 2001

The share of people aged 60 years and above in the total population is highest in Kerala, closely followed by Himachal Pradesh, and Punjab. The Dadra and Nagar Haveli has the lowest percentage of people aged 60 years and above out of the total population. In rural areas, the percentage share of elderly population in total population is highest in the State of Kerala followed by Maharashtra. Chandigarh has the lowest share of elderly population in rural areas followed by Daman & Due. In urban areas, Kerala has highest proportion of elderly population followed by West Bengal. The lowest figures in urban areas are observed in Arunachal Pradesh. State-wise percentage share in total population of persons aged 60+ by Sex and Residence Census 2001 is at **Annex-6.1**.

Continuous increase in life expectancy means that more people are now living longer. General improvement in the health care facilities over the years is one of the main reasons for continuing increase in proportion of population of senior citizens. Ensuring that they not merely live longer, but lead a secure, dignified and productive life is a major challenge.

The projected population aged 60+ and their percentage share in the total projected population of the country, for the year 2006 to 2026 (as on 1st March) as per the May 2006 Report of the Technical Group on Population Projections constituted by the National Commission on Population published by the Office of the Registrar General of India, is as under:

Year	Projected Senior Citizens Population (Crore)			As % of total population		
	Persons	Male	Female	Persons	Male	Female
2006	8.36	4.07	4.28	7.5	7.1	8.0
2011	9.85	4.81	5.03	8.3	7.8	8.8
2016	11.81	5.81	5.99	9.3	8.8	9.8
2021	14.32	7.06	7.26	10.7	10.2	11.3
2026	17.32	8.46	8.86	12.4	11.7	13.1

In 2006, about 7.5% of the total population, 7.1% of the total male population and 8.0% of the total female population were aged 60 years and above. These figures are projected to go up to

12.4%, 11.7% and 13.1% respectively in 2026. State-wise projected population aged 60+ by Sex is at **Annex-6.2**.

Old Age Dependency Ratio is defined as the number of persons in the Old Age group 60+ per 100 persons in the age group 15-59. Old Age Dependency Ratio has been steadily rising during the past three decade. Details of Old Age Dependency Ratio by Sex and Residence in India in 1981, 1991 and 2001 is given below:

Area	Old Age Dependency Ratio								
	Male			Female			Persons		
	1981	1991	2001	1981	1991	2001	1981	1991	2001
Rural	13.1	13.3	13.6	12.9	13.0	14.6	13.0	13.2	14.1
Urban	8.5	9.2	9.9	10.1	10.2	11.7	9.2	9.7	10.7
Combined	11.8	12.2	12.4	12.2	12.2	13.8	12.0	12.2	13.1

Note: 1. All India excludes Assam for 1981 and Jammu & Kashmir for 1991.

2. 2001 figure excludes the population of Pao Mata, Mao Maram and Purul division of Manipur State.

Source: Report and Tables on Age, Census of India, 2001, Registrar General of India, New Delhi. **1981& 1991:** Population from Social and Cultural Tables, 1981 and 1991 respectively, Registrar General of India, Govt. of India, New Delhi

State-wise Old Age Dependency Ratio by Sex and Residence, 2001 is given in **Annex 6.3**.

6.3.2 National Policy on Older Persons (NPOP), 1999

The National Policy on Older Persons (NPOP) was announced in January 1999 to reaffirm the commitment to ensure the well-being of the older persons. The Policy envisages State support to ensure financial and food security, health care, shelter and other needs of older persons, equitable share in development, protection against abuse and exploitation, and availability of services to improve the quality of their lives. The primary objectives are:

- to encourage individuals to make provision for their own as well as their spouse's old age;
- to encourage families to take care of their older family members;
- to enable and support voluntary and non-governmental organizations to supplement the care provided by the family;
- to provide care and protection to the vulnerable elderly people;
- to provide adequate healthcare facility to the elderly;
- to promote research and training facilities to train geriatric care givers and organizers of services for the elderly; and
- to create awareness regarding elderly persons to help them lead productive and independent live.

Ten years have passed since the announcement of the Policy. Keeping in view the changing demography of the senior citizens in the country, the Ministry constituted a Committee under the Chairpersonship of Dr. V. Mohini Giri on 28.1.2010 to assess the present status of various issues concerning senior citizens and draft a new National Policy on Older Persons. The Committee

held several consultation meetings with the stakeholders including five regional level and sub-committee meetings. The Committee has submitted its draft National Policy on Senior Citizens, 2011 on 30.03.2011. New National Policy on Senior Citizens is under finalization in consultation with all concerned.

6.3.3 National Conference on Ageing

The Ministry of Social Justice & Empowerment organized, the first ever **“National Conference on Ageing”** on 6th and 7th November, 2012 in New Delhi, with the objectives to sensitize all stakeholders on the issues pertaining to ageing, to review the various interventions of Central Government, to share the best practices among the State Governments/ UT Administrations, NGOs and the Civil Society as well as to draw up a Plan of Action in the form of suitable recommendations for more effective implementation of various programmes for the welfare of senior citizens.

Representatives from the concerned Central Government Ministries/Departments; Welfare Ministers of State Governments and Union Territories (with Legislature); Representatives of Social Welfare/Social Justice Departments, Health Departments, Human Rights Commissions, and Planning Boards of various State Governments and Union Territories; International Organizations like WHO, UNFPA, FAO, ILO, World Bank, ISSO, NGOs; reputed Academic Institutions; Senior Citizens’ Associations, Corporate Houses, Experts and Activists working in the field of senior citizens, participated in the Conference.



Minister of Social Justice & Empowerment, Kumari Selja, inaugurating the National Conference on Ageing held on 6th and 7th November 2012 by lighting lamp.

During the Conference, a review of implementation of the Maintenance and Welfare of Parents and Senior Citizens Act, 2007 Act was taken up with the State Government representatives and were requested by the Minister of Social Justice & Empowerment to pay special attention to the effective implementation of the Act and complete all necessary steps under the Act, such as framing of rules, appointing Maintenance Officers, designating Maintenance and Appellate Tribunals etc. Further, four groups of experts/academicians held discussions on four themes covering major areas of concern of senior citizens. The themes identified for the purpose were (i) Financial and Social Security, (ii) Health Care, (iii) Family and Community Care and (iv) Special Elderly Groups (80 years plus, rural elderly, widows, persons with disabilities, etc.). Participants of the National Conference also participated in the discussions in these four groups. Based on the Panel discussions, the thematic groups prepared a Report with their recommendations and discussed in the Plenary Session on 7th November 2012.

6.3.4 Maintenance and Welfare of Parents and Senior Citizens Act, 2007

The Maintenance and Welfare of Parents and Senior Citizens Act, 2007 was enacted in December 2007 to ensure need based maintenance for parents and senior citizens and their welfare. The Act provides for:-

- Maintenance of Parents/ senior citizens by children/ relatives made obligatory and justifiable through Tribunals
- Revocation of transfer of property by senior citizens in case of negligence by relatives
- Penal provision for abandonment of senior citizens
- Establishment of Old Age Homes for Indigent Senior Citizens
- Adequate medical facilities and security for Senior Citizens

The Act has to be brought into force by individual State Governments. So far, the Act has been notified by all States and UTs. However, the Act is not applicable to the State of Jammu & Kashmir and Himachal Pradesh as it has its own Act for Senior Citizens. By now, all the States and UTs (except Jammu & Kashmir and Himachal Pradesh) have brought the Act into force.

States/ UTs which have notified the Act are required to take the following measures/steps for effective implementation of the Act:

- Frame Rules under Section 32;
- Appoint Maintenance Officers under Section 18;
- Constitute Maintenance and Appellate Tribunals under Section 7 and 15 of the Act.

The progress of implementation of the Act by States/UTs is summarized below:

As on 31.3.2013

S. No.	Steps in Implementation of the Act	No. of States/UTs which have taken the Step	Pending States
1.	Notification of appointed date to bring Act into force	26 States and 7 UTs	Nil
2.	Taken all consequential Steps under the Act	15 States and 6UTs	11 States and 1 UTs
	(i) Rules framed under Act	19 States and 6 UTs	7 States and 1 UTs
	(ii) Appointment of Maintenance Officers	19 States and 6 UTs	7 States and 1 UT
	(iii) Constitution of Maintenance Tribunals	19 States and 6 UTs	7 States and 1 UTs
	(iv) Constitution of Appellate Tribunals	20 States and 6 UTs	6 States and 1 UTs

Note: The Act is not applicable to the State of J&K, while Himachal Pradesh has its own Act for Senior citizens

States which have yet to take all consequential steps for its implementation are being regularly pursued. As per available information, so far, 15 States and 6UTs have completed all the above mentioned consequential steps under the Act. The details of State/UT-wise Progress in implementation of the Maintenance and Welfare of Parents and Senior Citizens Act, 2007 is given in **Annex 6.4**.

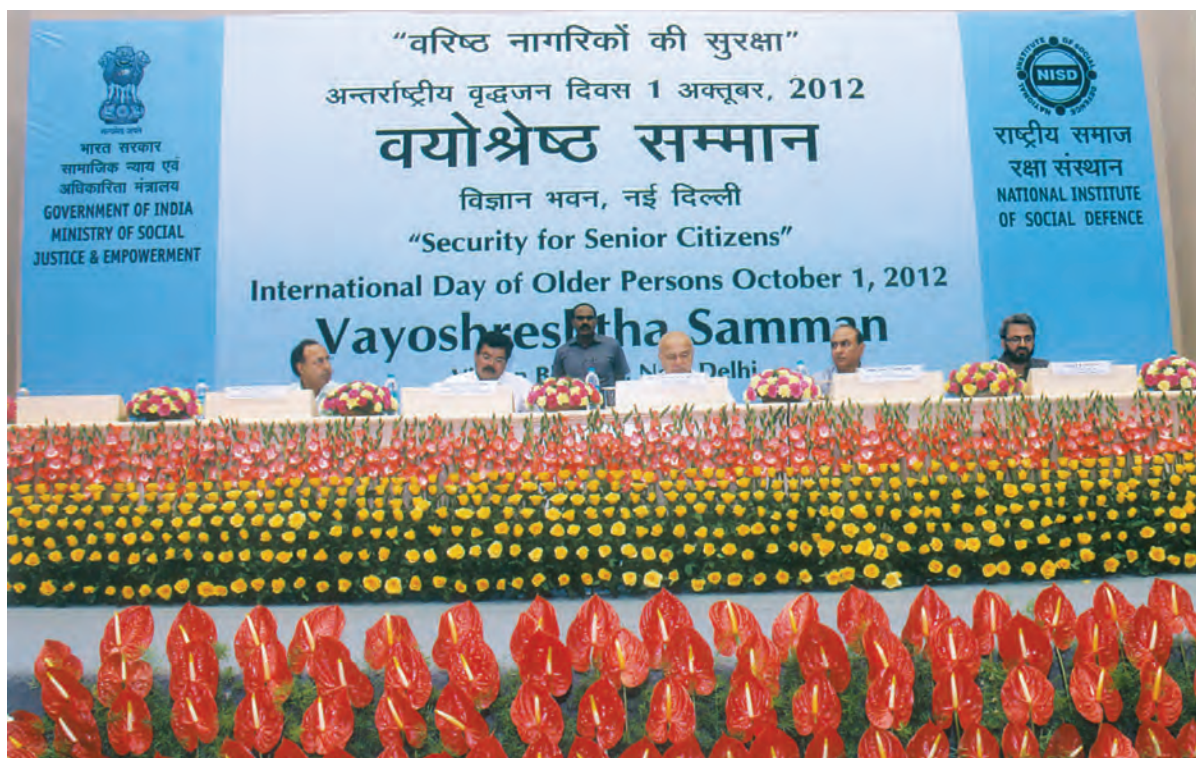
6.3.5 Celebration of International Day for Older Persons (IDOP) 2012

The Ministry observed the International Day of Older Persons on 1.10.2012 on the theme 'Security for senior citizens'. On the IDOP, an Inter-Generational Walkathon was organized by the Ministry in the morning in collaboration with Help Age India, at India Gate lawns at Rajpath, New Delhi, which was flagged off by the Minister, SJ&E. The Ministry also organised similar Walkathons in 10 State capitals/cities in collaboration with Help Age India, namely Chandigarh, Shimla, Jaipur, Guwahati, Bhubaneswar, Bhopal, Chennai, Mumbai, Ahmadabad and Kochi (Kerala) on 1st October 2012.



Minister of Social Justice & Empowerment, Shri Mukul Wasnik flagging off the Inter-Generational Walkathon at India Gate lawns, New Delhi on the occasion of International Day of Older Persons (IPOP) on 1st October, 2012

In the evening on 1st October 2012, a function was held at Vigyan Bhawan New Delhi in which "Vayoshrestha Sammans 2012" were conferred by the Union Minister of Social Justice & Empowerment and Union Minister of Home Affairs, Shri. Sushil Kumar Shinde, who attended the function as the Chief Guest, on eminent senior citizens and organizations for their outstanding contributions in the field of ageing. On the occasion, among others, two rural elderly women, namely, Smt. Prakash Tomar, 81 years and Smt. Chandro Tomar, 79 years of Johri Tehsil Baraut, Distt. Bagpat, Uttar Pradesh were felicitated in the category of "Sportsperson Award" for their outstanding achievements in the sports of Shooting at the State and National level.



Hon'ble Minister of Social Justice & Empowerment, Shri Mukul Wasnik along Hon'ble Home Minister, Shri Sushil Kumar S Shinde attending the Vayoshrestha Sammans function.

6.3.6 The Scheme of National Award for Senior Citizens

In the last decade the subject of Ageing and related issues has gained utmost importance and focused attention. In order to recognize the efforts made by eminent senior citizens and Institutions involved in rendering distinguished services for the cause of elderly persons, especially indigent senior citizens, the Ministry of Social Justice and Empowerment (Department of Social Justice and Empowerment) has prepared a new Scheme of National Awards for senior citizens to showcase the Government's concern for senior citizens and its commitment towards senior citizens with the aim of strengthening their legitimate place in the society. The National Awards will be conferred on senior citizens and institutions working in the field of ageing by President/Prime Minister. The Scheme of National Awards for senior citizens has been notified in the Gazette of India on 22.01.2013 and will be given for the first time during 2013.

Vayoshrestha Sammans shall be conferred every year in thirteen categories. The recipients of the Sammans shall be declared every year on the 1st September and will be conferred on the 1st October on the occasion of International Day of Older Persons (IDOP). The Award in each category shall carry a Citation, a Plaque and also cash award in some of the categories as decided from time to time. The award would be given to eminent or outstanding Institutions or organisations and individuals from all over the country.

Schemes: An Overview

A. Central Sector Scheme:

6.4 Central Sector Scheme of Integrated Programme for Older Persons (IPOP)

Under the Scheme, financial assistance up to 90% of the project cost is provided to Government/ Non-Governmental Organizations/Panchayati Raj Institutions/ local bodies etc. for establishing and maintaining old age homes, day care centres and mobile medicare units. The Scheme has been revised w.e.f. 1.4.2008. Besides increase in amount of financial assistance for existing projects, several innovative projects have been added as being eligible for assistance under the Scheme. Some of these are:

- Maintenance of Respite Care Homes and Continuous Care Homes;
- Running of Day Care Centres for Alzheimer's Disease/ Dementia Patients,
- Physiotherapy Clinics for older persons;
- Help-lines and Counseling Centres for older persons;
- Sensitizing programmes for children particularly in Schools and Colleges;
- Regional Resource and Training Centres;
- Training of Caregivers to the older persons;
- Awareness Generation Programmes for Older Persons and Care Givers;
- Formation of Senior Citizens Associations etc.

The eligibility criteria for beneficiaries of some important activities/ projects supported under the Scheme are:

- Old Age Homes - for destitute older persons
- Mobile Medicare Units - for older persons living in slums, rural and inaccessible areas where proper health facilities are not available
- Respite Care Homes and Continuous Care Homes - for older persons seriously ill requiring continuous nursing care and respite

The physical and financial achievements under the Scheme during the last three years are given below:

Year	BE (Rs. Crore)	RE (Rs. Crore)	Amount Released (Rs. Crore)	Achievements		
				No. of NGOs assisted	No. of Projects assisted	No. of Beneficiaries
2009-10	22.00	22.00	19.72	362	559	33100
2010-11	40.00	22.00	20.67	359	595	38785
2011-12	40.00	25.00	19.99	348	615	34630
2012-13	40.00	18.00	18.21	296	496	30775

During 2012-13, funds could not be released to 8 States namely, Goa, Gujarat, Jammu & Kashmir, Jharkhand, Arunachal Pradesh, Meghalaya, Nagaland and Sikkim and 6 Union Territories namely, A & N Islands, Chandigarh, Daman & Diu, Dadra & Nagar Haveli, Lakshadweep and Puducherry either due to no proposals or incomplete proposals received from the State Governments.

Abstract of State/UT-wise details of Grant-in-aid given to NGOs, State/UT-wise details of Grant-in-aid given to NGOs during 2012-13 and State/UT-wise and Project/Purpose-wise details of Grant-in-aid given to NGOs under the Scheme of Integrated Programme for Older Persons during 2012-13 is at **Annex 6.5, 6.6 and 6.7**.

The financial norms of the various components of the Scheme are under revision keeping in view the rising cost of living index.

6.5 Important Activities of the Department relating to Senior Citizens.

6.5.1 Celebration of International Day of Older Persons (IDOP) and Vayoshrestha Samman

Ministry of Social Justice and Empowerment being the nodal Ministry for the welfare of senior citizens observed the International Day of Older Persons (IDOP) on 1st October, 2012 at the national level with a series of programmes which include organizing an inter-generational walkathon at the India Gate lawns, New Delhi, and a cultural programme in the evening wherein distinguished senior citizens and institutions working for the cause of senior citizens chosen from all over the country were felicitated with Vayoshrestha Sammans under different categories by the Hon'ble Minister for Home Affairs, Shri. Sushil Kumar Shinde and Hon'ble Minister for Social Justice & Empowerment, Shri Mukul Wasnik. State Governments were also requested to observe this occasion in a befitting manner right up to the Block levels. The Ministry also organized similar Walkathon in 10 State Capitals/cities, namely Chandigarh, Shimla, Jaipur, Guwahati, Bhubaneswar, Bhopal, Chennai, Mumbai, Ahmadabad and Kochi (Kerala) on 1st October 2012 in collaboration with Help Age India. The IDOP, 2012 was observed with a theme "Security for senior citizens".



Minister of Social Justice & Empowerment, Shri Mukul Wasnik addressing at the Inter-Generational Walkathon at India Gate

The Ministry also organised an Inter-generational walkathon on 1st October 2011 in ten (10) State capitals namely, Chandigarh, Shimla, Jaipur, Guwahati, Bhubaneswar, Bhopal, Chennai, Mumbai and Ahmadabad and Kochi (Kerala) in collaboration with the Help Age India.

Vayoshrestha Samman 2012 was conferred on 10 awardees in the following 8 categories of:

- Institution Award for Knowledge
- Institution Award for Service
- Best Panchayat Award
- Centenarian Award
- Best Mother Award
- Lifetime Achievement Award
- Creative Art Award
- Sportsperson Award

Details of the Vayoshrestha Samman awardees for 2012 is as under:

Sl. No.	Institution Category	Name of Recommended Nominee	Year of Establishment/ District/ State	Nominated by
1.	Institution Award for Knowledge	All India Senior Citizens Confederation, Jyeshtha Nagrik Bhawan, Plot No. 7-C, Sector 12, Nerul (West), Dist. Thane, Mumbai 400706, Maharashtra	2003 District Thane, Mumbai, Maharashtra	International Longevity Centre, Pune
2.	Institution Award for Service	Yanam Old Age Home, Door No. 7-4-055, Old Age Home, Old Rajeev Nagar, Yanam – 533464, U.T. of Puducherry	1998 Yanam, Pudducherry	V. Narayanasamy, Hon'ble MoS, PMO and M/o Personnel, Public Grievances & Pensions
		All Manipur Senior Citizens Welfare Associations	1999 Imphal West, Imphal, Manipur	Government of Manipur
3.	Best Panchayat Award	Pulamanthol Gram Panchayat, Malappuram District, Kerala	Malappuram District, Kerala	Ministry of Panchayati Raj
4.	Centenarian Award	Dr. Shanti Giridharlal B-11, Shitaladevi Temple Road, Mahim, Mumbai-400016	90 years	Government of Maharashtra
5.	Best Mother Award	Smt. Shefali Chaudhury 8/1B, Clarke Street, Kolkatta-700026	94 years	Calcutta Metropolitan Institute of Gerontology (CMIG), Kolkata
6.	Lifetime Achievement Award	Shri M. M. Sabharwal S/37 Panchsheel Park, New Delhi.	92 years	As none of the nominations received under this category were found suitable, the Committee recommended the name of Shri M. M. Sabharwal
7.	Creative Art Award	Sri. Agni Kumar Acharjee Vidyasagar Chowmohani, P.O. Jogendranagar, Agartala, West Tripura-799010, Tripura	78 years	Government of Tripura

8.	Sportsperson Award	Smt. Prakash Tomar, C/o Mr. Farooq Pathan Shooting Coarch Rifle Association, Johri Tehsil Baraut, Distt. Bagpat, UP- 250345	81 years	Anugraha, Regional Resource Training Center (North), New Delhi
		Smt. Chandro Tomar, C/o Mr. Farooq Pathan Shooting Coarch Rifle Association, Johri Tehsil Baraut, Distt. Bagpat UP- 250345	79 years	Anugraha, Regional Resource Training Center (North), New Delhi



Home Minister Shri Sushil Kumar S Shinde and Minister of Social Justice & Empowerment Sh. Mukul Wasnik presenting Vayoshrestha Samman 2012 on 1st October, 2012

6.5.2 Visits by Foreign Delegations

A delegation of the Republic of Mauritius visited this Ministry in January 2013, led by Mrs. S. Bappoo, GOSK, Minister of Social Security, National Solidarity and Reform Institutions of the Republic of Mauritius and held widespread discussion on bilateral cooperation in the field of disability and senior citizens with Minister of Social Justice & Empowerment.

Further, a delegation from the Ministry of Labor, Social Affairs, Martyrs and Disabled, Govt. of Afghanistan also visited this Ministry in the month of January 2013, led by Dr. Wasil Noor

Mohammad, Deputy Minister, and Social Affairs to promote cooperation between the two Countries in the areas of Social Welfare and disability welfare.

6.6 Important Programme/Activities of Other Ministries

6.6.1 Ministry of Rural Development

The Ministry of Rural Development is implementing the Indira Gandhi National Old Age Pension Scheme (IGNOAPS) under which Central assistance is given towards pension @ Rs. 200/- per month to persons above 60 years and @ Rs. 500/- per month to persons above 80 years belonging to a household below poverty line, which is meant to be supplemented by at least an equal contribution by the States.

6.6.2 Ministry of Health and Family Welfare

The Ministry of Health and Family Welfare provides the following facilities for senior citizens of:

- Separate queues for older persons in government hospitals.
- Geriatric clinic in several government hospitals.
- The Ministry implemented the National Programme for the Health Care for the Elderly (NPHCE) from the year 2010-11.

Objectives of the National Programme for the Health Care for the Elderly

- Provide preventive, curative and rehabilitative services to the elderly
- persons at various level of health care delivery system of the country
- Strengthen referral system
- Develop specialized man power and
- Promote research in the field of diseases related to old age.

Major Components

- To establish geriatric department in all the existing 8 Regional Geriatrics Centres
- Strengthening healthcare facilities for elderly at various levels of 100 identified districts in 21 States of the country.
- Regional Institutions to provide technical support to geriatric units at district hospitals whereas district hospitals will supervise and coordinate the activities down below at CHC, PHC and sub-centers.

6.6.3 Ministry of Finance

Health Insurance

Insurance Regulatory Development Authority (IRDA) vide letter dated 25.5.2009 issued instructions on health insurance for senior citizens to CEOs of all General Health Insurance Companies which, inter-alia, includes:

- Allowing entry into health insurance scheme till 65 years of age,
- Transparency in the premium charged
- Reasons to be recorded for denial of any proposals etc. on all health insurance products catering to the needs of senior citizens. Likewise the insurance companies cannot deny renewability without specific reasons.

Tax Benefits

The Ministry provides the following facilities for senior citizens:

- Income tax exemption for Senior Citizens of 60 years and above up to Rs. 2.50 lakh per annum.
- Income tax exemption for Senior Citizens of 80 years and above up to Rs. 5.0 lakh per annum.
- Deduction of Rs 20,000 under Section 80D is allowed to an individual who pays medical insurance premium for his/ her parent or parents, who is a senior citizen.
- An individual is eligible for a deduction of the amount spent or Rs 60,000, whichever is less for medical treatment of a dependent senior citizen.

6.6.4. Ministry of Home Affairs

PROTECTION OF LIFE AND PROPERTY

Chapter V of the Maintenance and Welfare of Parents and Senior Citizens Act, 2007 provides for protection of life and property of senior citizens. State Governments are required to prescribe a comprehensive action plan for providing protection of life and property of senior citizens.

The Ministry of Home Affairs issued advisory to State Governments to ensure the life and property of senior citizens is fully protected vide their letter dated 27.03.2008.

6.6.5 Ministry of Railway

CONSESSION IN RAIL AND AIR FARES

The Ministry of Railways provides the following facilities to senior citizens:

- Separate ticket counters for senior citizens of age 60 years and above at various (Passenger Reservation System) PRS centres if the average demand per shift is more than 120 tickets;
- Provision of lower berth to male passengers of 60 years and above and female passengers of 45 years and above..
- 40% and 50% concession in rail fare for male and female senior citizen respectively of 60 years and above respectively.
- Wheel chairs at stations for old age passengers.

6.6.6 Ministry of Civil Aviation

The Ministry of Civil Aviation provides air fare concession up to 50% for male passenger aged 65 years and above and female passenger aged 63 years and above in the National Carrier, Air India on the date of commencement of journey and on production of proof of age (Photo-ID) and nationality.

6.7 Substance/Drug Abuse

6.7.1 Overview

Drug and Alcohol abuse has become a major concern in India. In a National Survey conducted by United Nations Office on Drugs and Crime (UNODC) and Ministry of Social Justice and Empowerment, for the year 2000-2001 (report published in 2004) it was estimated that about 732 lakh persons in India were user of alcohol and drugs. Of these 87 lakh used Cannabis, 20 lakh used opiates and 625 lakh were users of Alcohol. About 26%, 22% and 17% of the users of the three types respectively were found to be dependent on/addicted to them. The survey also indicated that other drugs such as Sedatives/Hypnotics, volatile substances, Hallucinogens, Stimulants and pharmaceutical preparations were also abused. However the sample size being small (40,697 males only) vis-a-vis the country's population, the estimates can at best be taken as indicative only.

With a view to build a reliable data base and in view of the changing situation, it was decided to take up another detailed round of National Survey, through a professional organization, like the **National Sample Survey Office (NSSO)**, to capture recent trends, patterns and extent of drug use in the country. Accordingly, the NSSO had conducted a Pilot Survey in the cities of Amritsar, Imphal and Mumbai in March 2010. Considering the draft Survey report, the Department of Social Justice & Empowerment made a request to NSSO to conduct an Advanced Pilot Survey in the States of Punjab, Manipur and Maharashtra. In compliance thereof, a Technical Committee has been constituted by the NSSO to finalize the sampling design and survey methodology. On the recommendations of the Technical Committee, a Joint Coordination Committee consisting of senior officers from the Department of Social Justice and Empowerment, NSSO, National Aids Control Organization (NACO), Narcotics Control Bureau (NCB), concerned State Government and other stakeholders has been constituted to finalize the modalities and monitor the Survey. Joint Coordination Committee has met twice in Delhi and once in Chandigarh to finalize the modalities of the advanced pilot survey in these three States.

6.7.2 Narcotic Drugs & Psychotropic Substances Act, 1985

The Narcotic Drugs and Psychotropic Substances Act, 1985, was enacted, inter alia, to curb drug abuse. Section 71 of the Act (Power of Government to establish centres for identification, treatment, etc of addicts and for supply of narcotic drugs and psychotropic substances) provides that "The Government may, in its discretion, establish as many centers as it thinks fit for identification, treatment, education, after-care, rehabilitation, social reintegration of addicts and for supply, subject to such conditions and in such manner as may be prescribed, by the concerned Government of any narcotic drugs and psychotropic substances to the addicts registered with the Government and to others where such supply is a medical necessity."

Accordingly the Department has been supporting Integrated Rehabilitation Centre for Addicts (IRCA) under the Scheme of Prevention of Alcoholism and Substance (Drugs) Abuse being run by voluntary organizations.

6.7.3 Narcotic Drugs & Psychotropic Substances Policy (NDPS Policy)

Ministry of Finance in consultation with all stakeholders including the Department of Social Justice and Empowerment has brought out Narcotic Drugs & Psychotropic Substances Policy (NDPS Policy). It aims to:

- a) Spell out the policy of India towards narcotic drugs and psychotropic substances; and
- b) Serve as a guide to various Ministries and organisations in the Government of India and to the State Governments as well as International Organisations, NGOs, etc.
- c) Re-assert India's commitment to combat the drug menace in a holistic manner.

The policy reaffirms the three pronged strategy for demand reduction of Narcotic Drugs & Psychotropic Substances by way of awareness building, Community based intervention for motivational counseling, identification, treatment and rehabilitation of drug addicts, and Training of volunteers/service providers and other stakeholders with a view to build up a committed and skilled cadre. The policy also envisages that a mechanism shall be identified to assess the extent of drug abuse in the country through National Household Survey or otherwise. Such survey shall be repeated every five years so that the change and pattern of drug abuse can be studied and the impact of various measures taken for drug supply and demand reduction can be assessed.

6.7.4 Relevant UN Conventions

India is a signatory to three United Nations Conventions, namely:

- (i) Convention on Narcotic Drugs, 1961;
- (ii) Convention on Psychotropic Substances, 1971; and
- (iii) Convention against Illicit Traffic in Narcotic Drugs and Psychotropic Substances, 1988.

Thus India also has an international obligation to, inter alia, curb drug abuse. The United Nations General Assembly, in its 20th Special Session in 1998, has accepted demand reduction as an indispensable pillar of drug control strategies. The demand reduction strategy consists of education, treatment, rehabilitation and social integration of drug addicts for prevention of drug abuse.

6.7.5 Awareness Generation Campaign about the ill-effects of Alcoholism and Substance Abuse

The Department of Social Justice and Empowerment recognizes drug abuse as a psycho-socio-medical problem, which can be best handled by adoption of a family/community-based approach by active involvement of NGOs/Community Based Organizations (CBOs). The strategy for demand reduction is three pronged:

- a) Awareness building and educating people about ill effects of drug abuse.

- b) Community based intervention for motivational counseling, identification, treatment and rehabilitation of drug addicts, and
- c) Training of volunteers/service providers and other stakeholders with a view to build up a committed and skilled cadre.

The Department of Social Justice and Empowerment in collaboration with Nehru Yuva Kendra Sanghathan has conducted an awareness generation programme in the State of Punjab and Manipur covering 3000 villages of 10 Districts in the State of Punjab and 750 villages of 7 Districts in the State of Manipur. This programme was completed in November, 2012. Nehru Yuva Kendra Sanghathan through its network of volunteers at village level had engaged in creation of awareness about the ill-effects of alcoholism and Substance (Drug) abuse among the rural masses through various activities and programmes such as-

- a. Formation of Advisory Committees at Village, District and State levels for coordination and implementation of the project
- b. Personal contact and Peer education activities
- c. Focused Group-Interactions, sensitization and motivation of political and religious leaders, parents and teachers.
- d. Social and Mass Education Programme viz. (i) theme based songs-rock band, traditional and other preferred/liked locally, (ii) holding rallies-mass awareness generation, educational and motivational campaigns and distribution of IEC materials, (iii) story telling and case studies on overcoming and refraining from drug abuse and alcoholism, (iv) participating yoga or other physical activities as accepted by local community, (v) public lectures by experts, (vi) wall writing and poster campaign, (vii) holding theme based street plays and cultural programmes, (viii) painting competition at schools and villages, (ix) slogan and essay writing competitions at village, school and college level etc.

The Department also collaborated with National Bal Bhawan in awareness generation programme among the children of the age group of 12-16 years through a series of activities like poster making, creative writing, lecture, rally, nukkad natak etc. at local, zonal and national level.

6.7.6 International Day against Drug Abuse and Illicit Trafficking:

26th June is observed as an "International Day against Drug Abuse and Illicit Trafficking". The Department launches a national level awareness campaign each year on this occasion. This year also all the State Governments, related central Ministries, all the RRTCs and Delhi based NGOs were directed to organize appropriate awareness generation programmes.

For the first time, messages about the menace of drug abuse was disseminated through Short-Messaging-Services (SMSs) on and around 26th June, 2012 to lakhs of subscribers in the country through various net-works. Besides, advertisements were published in the National as well as Regional Newspapers about the ill-effects of Drug Abuse.

The main function was held at Sri Satya Sai International Centre, Lodhi Road, New Delhi on 26th June, 2012. The Hon'ble Minister for Social Justice & Empowerment presided over the

function. Shri Ajay Maken, then Hon'ble Minister of State for Youth Affairs & Sports was the Chief Guest. Hon'ble Minister of State for Social Justice & Empowerment along with other officials and dignitaries also attended the function. On the occasion, Shri C. Vanlalhraia of Mizoram and Shri Bajrang Singh of Rajasthan, who had fully recovered from substance abuse and leading a successful life in all sphere were felicitated.

The main function was held at Sri Satya Sai International Centre, Lodhi Road, New Delhi on 26th June, 2012. The Hon'ble Minister for Social Justice & Empowerment presided over the function. Shri Ajay Maken, then Hon'ble Minister of State for Youth Affairs & Sports was the Chief Guest. Hon'ble Minister of State for Social Justice & Empowerment along with other officials and dignitaries also attended the function. On the occasion, Shri C. Vanlalhraia of Mizoram and Shri Bajrang Singh of Rajasthan, who had fully recovered from substance abuse and leading a successful life in all sphere were felicitated.

An Audio Visual Presentation by Nehru Yuva Kendra Sangathan (NYKS) on awareness generation Project implemented by them in the State Punjab and Manipur was made. National Bal Bhawan also made an audio visual presentation on the awareness generation programme undertaken by them. This was followed by a cultural programme by the artists of North Zone Cultural Centre, Chandigarh and North East Zone Cultural Centre, Dimapur.



Celebration of International Day Against Drug Abuse and Illicit Trafficking, at Sri Satya Sai International Centre, Lodhi Road, New Delhi on 26th June, 2012. Hon'ble Minister for Social Justice & Empowerment Shri Mukul Wasnik, Hon'ble Minister of State for Youth Affairs & Sports, Shri Ajay Maken, Hon'ble Minister of State for Social Justice & Empowerment Shri D. Napoleon and other dignitaries on the Dias.



Hon'ble Minister for Social Justice & Empowerment Shri Mukul Wasnik, Hon'ble Minister of State for Youth Affairs & Sports Shri Ajay Maken and Hon'ble Minister of State for Social Justice & Empowerment Shri D. Napoleon distributing awards to the winners of awareness generation programme conducted by National Bal Bhavan



Artists of North East Zone Cultural Centre, Dimapur Assam with the Secretary, Shri K.M. Acharya, Additional Secretary, Shri Anoop Kumar Srivastava and Joint Secretary, Shri T.R. Meena.

6.7.7 National Awards for outstanding services in the field of Prevention of Alcoholism and Substance (Drug) Abuse.

Substance abuse being a psycho-social-medical problem, community based intervention through Non-Government Organisations (NGOs), Panchayat/Municipal bodies, Educational Institutions etc. has been considered as the best approach for treatment and rehabilitation of the addicts. In order to recognise the efforts and encourage excellence in the field of prevention of substance abuse and rehabilitation of its victims, the Department of social Justice and Empowerment has published a Notification in the Gazette of India on 31.12.2012 about the "Scheme of National Awards for outstanding services in the field of Prevention of Alcoholism and Substance (Drug) Abuse". The Scheme shall be applicable to Institutions and individuals working in the field of Prevention of Drug and Alcoholism Abuse. The awards shall be conferred on the awardees in a function to be held in New Delhi on the 26th June every year, on the occasion of "**International Day against Drug Abuse and Illicit Trafficking**".

Nominations for awards for the year 2013 have been invited so as to facilitate presentation of the awards on the International Day against Drug Abuse and Illicit Trafficking scheduled on 26 June, 2013.

6.7.8 National Consultative Committee on De-addiction and Rehabilitation (NCCDR)

A National Consultative Committee on De-addiction and Rehabilitation Services (NCCDR) under the chairpersonship of Minister for Social Justice & Empowerment was constituted in July, 2008. The Committee has representation of various stakeholders, which also include agencies dealing with supply and demand reduction. The Committee advises the Government on issues connected with drug demand reduction, education/awareness building, de-addiction and rehabilitation of drug-addicts. The first meeting of the Committee was held on 10.12.2008. Two major recommendations which emerged in the meeting were :

- (i) To bring about further necessary changes in the Scheme for Prevention of Alcoholism and Substance (Drugs) Abuse and
- (ii) To formulate a national policy on Prevention of Alcoholism and Substance Abuse and rehabilitation of its victims.

A sub-committee of the NCCDR was constituted on 28.02.2009 to take necessary steps in regard to both the above recommendations. The Sub Committee submitted its recommendations in July 2010 (i) suggesting changes in the ongoing scheme on de-addiction and (ii) a draft for formulation of a policy on drug demand reduction. Suggestions of all the stakeholders were invited on the draft policy paper prepared by the Sub-committee. These recommendations on the changes to the scheme and the draft national policy were discussed in the Second meeting of NCCDR. Further action on revising the Scheme for Prevention of Alcoholism and Substance (Drugs) Abuse and redrafting the national policy on Prevention of Alcoholism and Substance Abuse and rehabilitation of its victims is in progress.

6.8. Assistance to Voluntary Organizations for Prevention of Alcoholism and Substance (Drug) Abuse and for Social Defence Services

'Scheme of Assistance for the Prevention of Alcoholism & Substance (Drugs) Abuse and for Social Defence Services' is the flagship scheme of the Ministry in the field of drug demand reduction. The Scheme has two parts viz. (i) 'Assistance for the Prevention of Alcoholism & Substance (Drugs) Abuse' (Part I) and (ii) 'Financial Assistance in the Field of Social Defence' (Part II).

(i) Assistance to Voluntary Organizations for Prevention of Alcoholism and Drug Abuse

The Scheme of Assistance for the Prevention of Alcoholism and Substance (Drugs) Abuse is being implemented for identification, counseling, treatment and rehabilitation of addicts through voluntary and other eligible organizations. Under this scheme, financial assistance up to 90% of the approved expenditure is given to the voluntary organizations and other eligible agencies for setting up/running Integrated Rehabilitation Centre for Addicts (IRCA), Regional Resource and Training Centres (RRTCs), for holding Awareness-cum-de-addiction camps (ACDC) and Workplace Prevention Programmes etc. In the case of North-Eastern States, Sikkim and Jammu & Kashmir, the quantum of assistance is 95% of the total admissible expenditure. The balance has to be borne by the implementing agency.

Some of the important features of the scheme are:

- (i) the honorarium rates for service providers of the Integrated Rehabilitation Centres for Addicts (IRCA) projects have been enhanced,
- (ii) provision for food for inmates who are below poverty line (BPL) has been introduced at the rate of Rs. 900/- per month per inmate,
- (iii) Panchayati Raj Institutions/Urban Local Bodies have been included under the organizations/institutions eligible for receiving assistance under the scheme and
- (iv) the 15 and 30 bed IRCAs can be upgraded to 20 and 40 beds respectively, in the urban areas and the North-East.

The financial and physical achievement for the last three financial years under the scheme is as under:

(Amount in Rs crore)

Year	B.E.	R.E	Grants Released	No. of NGOs assisted	No. of Beneficiaries (approx.)
2010-11	41.00	31.00	29.31	267	1,10,700
2011-12	41.00	35.50	35.33	296	1,28,412
2012-13 (01.04.2012 to 31.03.2013)	40.00	18.00	17.92	187	74904

Under the Scheme, the Ministry assisted **187** NGOs which were running 204 IRCAs (Treatment Centers). An amount of **Rs.17.92** crore was released as grant-in-aid to NGOs during 2012-13. The state wise physical and financial performance of the scheme is at **Annexure 6.8**. State-wise details of grants in aid released to NGOs under the Central Sector scheme for Assistance for Prevention of Alcoholism and Substance Abuse during 2012-13 is at **Annexure 6.9**.

(ii) Financial Assistance in the Field of Social Defence

The Scheme of 'General Grant-in-Aid Programme for Financial Assistance in the Field of Social Defence' aims to:

- Meet urgent needs falling within the mandate of the Ministry which cannot be met under the its regular schemes and
- Support such initiatives of an innovative/pilot nature in the area of welfare and empowerment of the Ministry's target groups, as cannot be supported under its regular schemes.

Financial assistance is given up to 90% of the approved expenditure to the voluntary and other eligible organizations. In case of an organization working in a relatively new area where both voluntary and Government effort is very limited but the need for the service is very great the Government may bear up to 100% of the cost.

The financial and physical achievements for the last three financial years under the scheme are as under:

(Amount in Rs crore)

Year	B.E.	R.E	Grants Released	No. of NGOs assisted	No. of Beneficiaries /Remarks
2010-11	5.00	3.50	3.00	1	8228
2011-12	5.00	3.00	3.00	1	7528
2012-13 (01.04.2012 to 31.03.2013)	5.00	3.00	0.00	0	0

The major funding under the scheme has been to the Jammu & Kashmir Rehabilitation Council for Rehabilitation of Widows, Orphans, Handicapped and Older Persons. For the last five years an amount of Rs.300 lakh per year was released to the Council.

6.9 ₹ 6.9.1 National Centre for Drug Abuse Prevention (NCDAP)

Training is an important component for capacity building and skill development for the service providers. It is important to have exposure to the new trends regarding the kind of drugs abused, medical and psychiatric problems, new medicines/methodologies available for the treatment of addiction through participation in training programmes and conferences. Updating and training through refresher courses also needs to be provided to existing staff. A

National Centre for Drug Abuse Prevention (NCDAP) was established in 1998, in the National Institute of Social Defence (NISD) at New Delhi to serve as an apex body for training, research and documentation in the field of alcoholism and drug demand reduction.

6.9.2 Regional Resource and Training Centres (RRTC)

Ten Non-Governmental Organizations (NGOs), with long years of experience and expertise in treatment, rehabilitation, training and research have been designated as **Regional Resource and Training Centres (RRTCs)** for different regions of the country. The list of RRTCs designated by the Department under the Central Sector scheme of Assistance for the Prevention of Alcoholism & Substance (Drugs) Abuse and for Social Defence Services is at **Annexure 6.10**. These serve as as field training units of National Centre for Drug Abuse Prevention (NCDAP) on various aspects of demand reduction. RRTCs provide the following services to the NGOs working the field of Drug Abuse Prevention:

- Documentation of all activities of the NGOs including preparation of Information Education Communication (IEC) material.
- Undertaking Advocacy, Research and Monitoring of drug abuse programmes.
- Technical support to the NGOs, Community Based Organisations and Enterprises.

6.10 Beggary

The word 'beggar' or 'beggary' is not mentioned in any of the lists of the Constitution. However, **as per entry-9 of the State List in the Seventh Schedule** of the Constitution, "Relief of the disabled and unemployable" is a State subject. **As per entry-15 of the Concurrent List**, "Vagrancy" is a concurrent subject. As per information available at present, 20 States and 2 UTs have either enacted their own Anti Beggary Legislation or adopted the legislation enacted by other States. Despite the fact that many States/UTs have enacted laws relating to beggary, however, the provisions of these legislations differ across the States and their status of implementation, including the measures taken for rehabilitation of beggars, are also not uniform.

Keeping the above in view, the first National Consultation meeting held in 2010 had decided that a Model Legislation for Elimination of Beggars should be brought that can be suitably adopted/ adapted by States/UTs. In that consultation meeting, it was also observed that the approach towards addressing the problem of beggary should be rehabilitative rather than punitive. The Second Consultation Meeting held on 12.7.2012 also deliberated on this issue and recommended that in order to have uniformity throughout the country, there is a need to bring out a Model Legislation for Elimination of Beggary which can be suitably adopted/ adapted by the States/UTs.

As regard formulation of a Centrally Sponsored Scheme, in April, 2011, the Planning Commission had constituted a Working Group on Social Welfare for formulation of XII Five Year Plan (2012-17). The Working Group, inter-alia, covered issues relating to rehabilitation of beggars. In this connection, a Sub-Committee on Rehabilitation of Beggars has been constituted by the Ministry for detailed discussion on the issues for the welfare of Beggars. With a view to rehabilitate at least half of the estimated population of 7.03 lakh beggars, the

Working Group, inter-alia, had recommended to the Planning Commission that the Central Govt. should launch a direct intervention through a new programme/scheme of Integrated Programme for Rehabilitation of Beggars which would include Shelter Home/Night Shelter-cum-Work Production Centre; Multiple Skill Training; Mobile Health Care; Counseling, Awareness Generation and Sensitization programme; Training of Human Resource and Research and Documentation, etc. with a proposed budgetary outlay of Rs.925 crore for the XII plan period. Approval of the Planning Commission is awaited.

As the incidence of beggary in the country is substantial and in order to address various issues relating to beggary in a holistic manner, the Department of Social Justice and Empowerment has mooted a proposal to have a suitable Model Legislation for Elimination of Beggary in the country. Accordingly, a request has since been sent to the Ministry of Law and Justice for drafting a Model Legislation for Elimination of Beggary.

6.11 National Institute of Social Defence (NISD), New Delhi

The National Institute of Social Defence was a subordinate office under the Ministry till it became an autonomous organization on 15.7.2002 as a society registered under the Societies Registration Act, 1860 and is the nodal training and research Institute for interventions in the area of Social Defence. The objective of the Institute is to strengthen and provide technical inputs to the social defence programmes of the Government of India and to develop and train the manpower resources required in the area of social defence. The Institute is mainly involved in conducting training programmes pertaining to care for senior citizens, drug abuse prevention and other social defence issues. NISD also undertakes consultation/seminar on policies and programmes in the field of social defence to anticipate and diagnose social defence problems and develop programmes for prevention, rehabilitation and cure.

During the year 2012-13, the budget allocation was Rs.11.25 crore (Plan Rs.10.00 crore and Non Plan Rs.1.25 crore). At the Revised Estimate stage, the allocation was Rs.6.11 crore (Plan Rs.5.00 crore and Non Plan Rs.1.11 crore). As on 31.1.2013, Rs. 6.59 crore (Rs.2.50 crore under Plan Rs.1.09 crore under Non-Plan) was released to the Institute. During this period, the Institute conducted 129 Old Age Care programmes for 3050 beneficiaries, 226 Drug Abuse programmes for 5650 and 30 Social Defence programmes for 1178 beneficiaries.

6.12 Celebration of International Day of Older Persons (IDOP) 2012

NISD in collaboration with Regional Resource and Training Centre – Anugraha had organised one Day Mega Events on 30.9. 2011 on the eve of International Day of Older Persons at Chinamaya Auditorium.



Artists performing cultural programme during celebration of International Day of Older Persons organized by ANUGRAHA, RRTC on 08.10.2012.

CHAPTER 7

IMPLEMENTATION OF PROGRAMMES IN THE NORTH EASTERN REGION

7.1 Introduction

7.1.1 The North Eastern Region (NER) comprises 8 States namely, Assam, Tripura, Manipur, Meghalaya, Nagaland, Arunachal Pradesh, Mizoram and Sikkim. The State-wise total population and population of SCs) and Senior Citizens are given in the table below:

State	Total Population	Scheduled Castes		Senior Citizens	
		Population	% to Total	Population	% to Total
1.Assam	266.55	18.26	6.9	15.60	5.8
2.Tripura	31.99	5.56	17.4	2.33	7.3
4.Meghalaya	23.19	0.11	0.5	1.06	4.6
3.Manipur	21.67	0.60	2.8	1.45	6.7
5.Nagaland	19.90	0	0	0.90	4.5
6.Arunachal Pradesh	10.98	0.06	0.6	0.50	4.6
7.Mizoram	8.88	0.003	0.03	0.49	5.5
8.Sikkim	5.41	0.27	5	0.29	5.4
Total	388.57	24.86	6.4	22.62	5.8
All India	10270.15	1666.36	16.2	766.20	7.5

Source: Census of India - 2001

7.1.2 It would be seen from the above that all the States of the NE Region, except Tripura (17.4%), have proportion of SC population much below the National average of 16.2%. Nagaland has no SC population while percentage of SC population in Arunachal Pradesh, Mizoram, and Meghalaya is less than 1%.

7.1.3 All States in the region have population of senior citizens below the national average of 7.5%, while average for the NER is 5.8%.

7.1.4 The region is understood to be quite affected by substance abuse due to its proximity to the "Golden Triangle", one of Asia's two main illicit opium-producing areas. However, proper estimates of drug affected population are not available.

7.1.5 Similarly, the estimates of population belonging to OBCs are also not available. The Central Government as well as State Governments have not notified any OBCs for Arunachal Pradesh,

Nagaland, Mizoram and Meghalaya. According to Mandal Commission Report, Nagaland does not have any OBC communities.

7.1.6 For over all development of the NE Region, the Government of India decided in October 1996 that all Ministries/Departments should make a lump sum provision of 10% of their annual plan allocation for projects/schemes in northeastern States (including Sikkim), unless specifically exempted keeping in view the nature of work carried out by a Ministry. The Department of Social Justice and Empowerment has however been exempted from making a provision of 10% of the total plan allocation in so far as SC development is concerned by a Government decision of November, 2000, since the population of the Scheduled Castes in the northeast region was only 1.55% (Census, 1991) of the total Scheduled Caste population of the country. Accordingly, the Ministry has been permitted to make provision of 2% of the total allocation in a year for Scheduled Caste development for the North East. The norm of 10% allocation, however, applies to all its sectors other than Scheduled Caste development viz. Development of OBCs, Empowerment of persons with disabilities, and Social Defence.

7.2 Plan Outlay of the Ministry, and outlay earmarked for NER

7.2.1 The plan outlay of the Ministry during XI Plan and 2012-13 and out of that, outlay earmarked for NER were as under:-

(Amount in Rs crore)

Sl. No.	Year	Total Plan Outlay (RE) of the Ministry	Plan Outlay for NER (RE)	NER outlay as % of total outlay
Eleventh Five Year Plan (2007-12)				
1	2007-08	2200.00	85.80	3.9
2	2008-09	2400.00	94.75	3.9
3	2009-10	2500.00	96.24	3.8
4	2010-11	4300.00	167.00	3.9
5.	2011-12	5123.00	190.80	3.7
Twelfth Five Year Plan (2012-17)				
6.	2012-13*	4750.76	166.41	3.50

*Excludes the figures of Department of Disability Affairs

As mentioned in Chapter III, approximately 81.18 % of the total plan outlay (RE) of the Department of Social Justice and Empowerment is for the development of SCs and only 18.82% for other sectors during 2012-13. Considering that 1.99% of funds for the development of SCs and 10.02% of the remaining funds are allocated for NER, approximately 1.87 % of the total funds get allocated for NER.

7.3. Budget Allocation and Expenditure in NER

7.3 The Budget Estimates (BE), Revised Estimates (RE) and Expenditure in NER during XI plan and 2012-13 are as under:

(Amounts Rs. in crore)

Sl. No.	Year	BE	RE	Expenditure	% Utilization
Eleventh Five Year Plan (2007-12)					
1.	2007-08	78.38	85.80	66.58	77.6
2.	2008-09	94.75	94.75	55.40	58.5
3.	2009-10	99.50	96.24	71.32	74.12
4.	2010-11	184.00	167.00	86.62	51.87
5.	2011-12	207.00	190.80	117.21	61.43
Twelfth Five Year Plan (2012-17)					
6.	2012-13* (up to 31-3-2013)	199.00	166.41	102.46	61.57

*Excludes the figures of Department of Disability Affairs.

7.4 Sector-wise/Scheme wise Achievements in NER during 2012-13

7.4.1 In 27 schemes of Department of SJ&E, funds were earmarked for the NE region during 2012-13. The BE, RE and a funds released during 2012-13 under these schemes are given below: –

BE, RE and Expenditure in NER during 2012-13 (As on 31-3-2013)				
		(Rs in lakhs)		
	Bureau/Schemes	BE	RE	Exp.
1	2	3	4	5
	A. SCD Division			
1.	Post Matric Scholarship	30.00	38.00	37.53
2.	Pre-Matric Scholarship for dependents of unclean occupation	0.00	0.00	0.13
3.	PCR &POA	2.00	2.00	0.00
4.	Girls Hostel	2.00	0.50	0.50
5.	Boys Hostel	2.00	0.50	0.50
6.	Vol. Organs. For SCs	1.00	0.50	1.00
7.	National SC Finance & Development Corp.	2.00	2.00	2.00
8.	SCA to SC Sub-Plan	24.00	22.00	22.52
9.	RGNF	2.00	1.00	0.00
10.	SRMS	2.00	0.00	0.00
11.	Top Class Education for SCs	1.00	0.50	1.21

	Bureau/Schemes	BE	RE	Exp.
1	2	3	4	5
12.	Upgradation of Merit for Sc children.	0.00	0.00	0.21
13.	Pre Matric Scholarship for SCs	18.50	9.70	5.51
14.	Free Coaching for SCs and OBCs.	1.00	0.50	0.00
	B. BC Division			
15.	NBCFDC	9.00	0.00	0.00
16.	Pre Matric Scholarship to BCs	5.00	5.00	3.02
17.	Assistance to VO's to BCs	0.50	0.15	0.00
18.	Boys and Girls Hostel for BCs	5.00	1.50	1.26
19.	Post Matric Scholarship for OBCs	63.00	75.06	19.15
20.	Rajiv Gandhi National Fellowship for EBC	5.00	0.00	0.00
21.	PMS for EBC	2.00	0.00	0.00
	C. Social Defence Division			
22.	National Institute for Social Defence	1.00	0.50	0.50
23.	Education Work for Prohibition of Drugs Abuse	5.00	2.00	3.11
24.	Assistance to VO's for programme related to Aged (IPOP)	4.00	2.00	2.02
25.	Construction for old age home.	8.00	0.00	0.00
26.	Information for Mass Education Cell	3.00	3.00	2.29
27.	Vigilance and Monitoring Committee.	1.00	0.00	0.00
	Grand Total	199.00	166.41	102.46

7.5 Steps taken to improve the utilization of funds in the NER

7.5.1 The following steps have been taken to improve utilization of funds in the NE region:

- In order to provide publicity, various schemes implemented by the Ministry have been put on its website. Weekly radio programme 'Sanwari Jaye Jeevan Ki Rahan' was produced and broadcast during the year to create awareness about the schemes meant for the weaker section of the society through 30 commercial channels (Vividh Bharti), 71 local stations, 15 primary channels of North-East and FM stations of All India Radio. This programme was broadcast in Hindi and 17 regional languages viz., Tamil, Telugu, Malayalam, Kannad, Urdu, Punjabi, Marathi, Gujarati, Assami, Bengali, Oriya, Konkani, Nagamese, Khasi, Nepali, Garo, and Manipuri.

-
- ii) The Ministry has also been seeking help of the Ministry of Development of North Eastern Region (DONER) and the North Eastern Council (NEC), to impress upon the NE States for sending complete proposals on adequate scale under the various schemes implemented in the region by this Ministry.
 - iii) To boost the expenditure in the region and to identify the problems being faced by the State Governments in utilizing the funds, we have been organizing the meetings with Social Welfare Secretaries & other officers of Social Welfare Departments of NER States as well as representatives of non-Government organizations in the region for the last four years. During the year 2012-13, we had organized for the first time a Conference of Ministers of Social Welfare and Social Justice of North Eastern States on 29th May, 2012 at Shillong wherein various issues related to our target groups were discussed.

CHAPTER 8

GENDER BUDGETING

8.1 Introduction

8.1.1 Gender Budgeting is an exercise to translate stated gender commitments of the Government into budgetary commitments. This is a strategy for ensuring Gender Sensitive Resource Allocation, entails affirmative action for empowering women and enables Tracking and Allocating resources for women empowerment.

8.1.2 The Finance Minister in his Budget Speech, 2004-05, had indicated the need for budget data being presented in a manner that highlights gender sensitivities of the budgetary mechanism. Pursuant to this announcement, the Ministry of Women and Child Development had, in October 2004, identified 9 Ministries/ Departments including this Ministry for preparation of Public Expenditure profile of their schemes and conduct beneficiaries incidence analysis from a gender perspective.

8.1.3 The target groups of the Ministry are the most disadvantaged sections of society. Women in these target groups face still greater discrimination and lack access to various services. There has been continuous endeavor on the part of the Ministry to specially focus on women in the existing plan schemes. Further, there has also been an effort to take up schemes which are especially for women.

8.2 The following schemes of the Department have special provisions for women beneficiaries:

- i) Special Central Assistance to Scheduled Castes Sub-Plan (SCA to SCP) – Under the Scheme, 15% of the budgetary allocation is earmarked for women.
- ii) Scheme for National Overseas Scholarship – Under the Scheme, at least 30% of the budgetary allocation is earmarked for women.
- iii) Babu Jagjivan Ram Chhatrawas Yojana-Under the girl's hostel component of the scheme, 100% Central Assistance is provided for new construction and expansion of existing girls' 'hostel building' to State Governments (as against 50% assistance for boy's hostels).
- iv) Hostels for OBC boys and girls – Under the Scheme, the Ministry provides 50% Central Assistance to States for boys' and girls' hostels.

8.3 Schemes of Finance & Development Corporations specially focusing on Women

Schemes for women beneficiaries of the Department's Apex Corporations are given below:-

8.3.1 National Scheduled Caste Finance & Development Corporation (NSFDC)

8.3.1.1 NSFDC recognizes that women are the centre of all household economic activities and the most effective target group for any poverty eradication scheme to succeed. Therefore, since its inception, NSFDC has been laying emphasis on coverage of more and more women

beneficiaries under its Lending Programmes. The Lending Policy of NSFDC earlier stipulated coverage of 30% women beneficiaries in Physical Terms.

8.3.1.2 Consequent upon the recommendations of 'Task Force on Convergences and Coordination of Government Programmes/Schemes for Educational, Economic and Social Empowerment of Scheduled Caste and OBC Women' NSFDC has amended its Lending Policy w.e.f. 1.4.2009 stipulating 40% coverage of women beneficiaries both in Physical and Financial Terms. As against this norm, the actual coverage of women beneficiaries during last two years is given as under:

Year	Physical		Financial	
	Norm	Actual	Norm	Actual
2010-11	40%	58.73%	40%	43.05%
2011-12	40%	66.21%	40%	37.95%
2012-13	40%	69.04%	40%	50.20%

Schemes for Women Beneficiaries

8.3.1.3 **Mahila Samridhi Yojana (MSY):** NSFDC introduced the Scheme titled 'Mahila Samridhi Yojana (MSY)' – an exclusive Micro-Credit Scheme for women beneficiaries during 2003-04 to provide loans upto Rs.25,000/- per unit at an interest rebate of 1% p.a. as compared to the Micro-Credit Finance Scheme. During the year 2006-07, the unit cost limit under MSY was raised to Rs.30,000/-, which was further raised to Rs.50,000 in 2012-13 in order to enable the women beneficiaries to take up income generating activities with higher investment. On repayment of loan under MSY, the beneficiaries can once again avail any loan under NSFDC Schemes.

8.3.1.4 **Mahila Kisan Yojana (MKY):** Considering the fact that Agriculture, constituting 73% of women work force, NSFDC has launched the scheme titled 'Mahila Kisan Yojana (MKY)' w.e.f. 1.5.2008. Under the scheme, Term Loans upto Rs.50,000/- are provided at an interest rate of 5% p.a., exclusively to women beneficiaries, for taking up income generating ventures in Agriculture and/or Mixed Farming related economic activities.

8.3.1.5 The financial and physical achievements under MSY & MKY schemes during the last year and current year are as given below:

2011-12		2012-13	
Financial (Rs. in crore)	Physical (Nos)	Financial (Rs. in crore)	Physical (Nos.)
28.22	21,050	47.71	24080

Other Schemes for Women

- Skill Training : 40% women coverage
(Course fee provided by NSFDC and trainees given stipend @ Rs.1,000/- per month during the course of Training which has been revised to Rs.1500/- per month w.e.f. 8.2.2013)
- Term Loan : 40% women coverage
- Educational Loan Scheme : 0.5% extra interest rebate.

Success Stories



Ms. Ashalata Biswas (Roy), 41 years old w/o Sh. Mrinal Kanti Roy, r/o Desbandupara, (Siliguri), Near Indoor Stadium, P.O. Desbandupara (Building), Dist. Darjeeling, West Bengal. Before availing loan from NSFDC, her earning was ₹ 3,000/- per month. NSFDC gave her loan through West Bengal SCs & STs Development & Finance Corporation, Kolkata for the business of Garments After availing the loan from NSFDC, she is getting income of ₹ 6,000/- per month.



Smt. M. Kasturi Bai, 38 years old w/o Shri A. Mani Maran, r/o 14, Bajana Madam, Venneela Nagar, Pondicherry - 13 was engaged in Wooden Toys and Readymade Garments work and her earning was ₹ 3,000/- to 4,000/- per month. With this small income she was not able to lead a good life. NSFDC gave her a loan of ₹1.00 lakh in July, 2012 under Term Loan Scheme through Puducherry Adi Dravidar Development Corporation Ltd., Puducherry. It enabled the beneficiary to increase her business. He is repaying the loan installments regularly.

Ms. Raso Devi, 40 years old w/o Shri Kharkan Paswan, R/o Village & Post Rahika, District Madhubani, Bihar. Before availing of loan from NSFDC she was doing the painting work and earning ₹ 3,000/- per month. Her income from the activity was not sufficient to lead a good life. NSFDC gave her a loan of ₹ 25,000/- in 2011 through Bihar State SCs Cooperative Development Corporation Ltd., Patna for Painting work. It enabled the beneficiary to increase her business and now she is getting average income of ₹ 6,000/- per month. With the present income her family is leading a good life. She is repaying the loan installments regularly.

8.3.2 National Safai Karmachari Finance & Development Corporation (NSKFDC)

8.3.2.1 The target group of NSKFDC i.e. Scavengers, Safai Karmacharis and their dependents who are the most down trodden section of our society and poorest among the poor. The target group of NSKFDC is traditionally engaged in scavenging and sweeping work for generations, which is normally not done by other sections of the society. The involvement of a majority of adult population in scavenging and sweeping has given them a negative social image and status and also deprived them to join the main stream of the society.

8.3.2.2 To enable them to break out from the depressed social and economic conditions, NSKFDC have been implementing various schemes and programmes. Since, the women beneficiaries are most disadvantaged among the target group, therefore, NSKFDC has made two exclusive schemes for their rehabilitation i.e. Mahila Samridhi Yojana (MSY) & Mahila Adhikarita Yojana (MAY). The main features of the schemes with women component is given below: -

a) Mahila Samridhi Yojana (MCF for women)

1. Term loan assistance upto Rs.50,000/- per beneficiary for MCF may be provided to Safai Karmachari and Scavenger Women and dependant daughters for any income generating activity.
2. The rate of interest for the Mahila Samridhi Yojana shall be:

NSKFDC to SCA	1%
SCA to Borrower not exceeding	4%

b) Mahila Adhikarita Yojana (MAY)

1. Loan under Mahila Adhikarita Yojana is provided to Women Safai Karmacharis and Scavenger women and their dependent daughters upto Rs. 75,000/- per beneficiary.
2. The rate of interest for the Mahila Adhikarita Yojana shall be:-

NSKFDC to SCA	2%
SCA to Borrower not exceeding	5%

c) Education Loan

NSKFDC has been providing a rebate of 0.5% p.a. for female candidates for pursuing the higher education.

Financial & Physical Achievement of Schemes Specific to Women

Physical & Financial achievements, under some of the schemes mentioned above during 2012-13 (as on 31.03.2013) are given below: -

Coverage of Women Beneficiaries under the schemes of NSKFDC

(Amount in Rs. Crore and Beneficiaries in Numbers)

S. No.	Particulars	2011-12		2012-13	
		Physical Achievements	Financial Achievement	Physical Achievements	Financial Achievement
1	Total	18,809	95.15	16787	104.99
2	Of which, coverage of women beneficiaries	8,701	35.69	8445	58.81
3	In per cent	46	38	50	56

Success Story of a Women beneficiary of NSKFDC

Name of Beneficiary	Smt. Vandana W/o Shri Ashok Kumar
Address	Choni Khalet, Dr. Choni, Tehsil Palampur, District Kangra, Himachal Pradesh
Loan Amount	Rs.50000/- including Rs.12500/- towards Capital Subsidy
Date	20.10.2009 (2009-10)
Product Name	Cutting & Tailoring
State / UT	Himachal Pradesh
State Channelising Agency	Himachal Pradesh Scheduled Castes & Scheduled Tribes Development Corporation



She belongs to Scavenger community. She wanted to be self-employed and undergone 6 months training in Cutting & Tailoring course during 2009 under SRMS. After getting training she had applied for loan of Rs.50,000/- for Cutting & Tailoring under SRMS. She was able to get a loan of Rs.50,000/- (including capital subsidy of Rs.12500/-) from Himachal Pradesh Scheduled Castes & Scheduled Tribes Development Corporation. After starting her unit she was able to earn about Rs.6,500/- per month and out of total loan of Rs.37500/-, she has already repaid Rs.20,500/- upto July, 2012. She is running his business and is now living with self respect, dignity and pride in the society. She was advised to take second loan under NSKFDC scheme after full repayment of previous loan. She is a successful beneficiary.

8.3.3 National Backward Classes Finance & Development Corporation (NBCFDC)

The NBCFDC operates the following two special schemes through State Channelizing Agencies (SCAs) for the benefit of women beneficiaries:-

- New Swarnima:** The scheme is implemented for inculcating the spirit of self-reliance among the women of Backward Classes living below double the poverty line. Financial assistance to the extent of Rs.1,00,000/- per beneficiary is provided at concessional rate of interest of 5% p.a.
- Mahila Samriddhi Yojana :** The scheme is implemented to provide Micro Finance to women entrepreneurs belonging to target group. The maximum loan limit per beneficiary is Rs.50,000/- at concessional rate of interest of 4% p.a.

The financial and physical achievement during the financial year 2012-13, as on 31.03.2012 are as under :


Sl. No.	Name of Scheme	2012-13		Cumulative	
		Loan Disbursed	No. of beneficiaries	Loan Disbursed	No. of beneficiaries
1.	New Swarnima	Rs.22.65 Crore	9252	Rs.190.23.70 Crore	193154
2.	Mahila Samriddhi Yojana	Rs.69.65 Crore	79830	Rs.289.73 Crore	489036
Total		Rs.92.30 Crore	89082	Rs.479.96 Crore	682190

The financial and physical achievement during the financial year 2010-11, to 2012-13, are as under:

Year	Achievements	
	Loan Amt. Disbursed (Rs. in crore)	No. of beneficiaries
2010-11	175.33	1,28,537
2011-12	215.65	1,39,100
2012-13	225.20	1,45,970



Self-Help Group of Tamil Nadu State financed under NBCFDC "Mahila Samriddhi Scheme"



Beneficiary of J & K State finance under NBCFDC "New Swarnima Scheme"

8.4 Financial and Physical Achievement of Schemes Specific to Women

Physical and financial achievements, under some of the schemes mentioned above during 2011-12 and 2012-13 are given below:-

Coverage of Women Beneficiaries under the Schemes of the Department (Amount in Rs. Crore and Women Beneficiaries in Numbers)					
		2011-12		2012-13	
Sl. No	Name of Scheme	Physical Achievement	Financial Achievement	Physical Achievement	Financial Achievement
Scheduled Castes					
1.	Special Central Assistance to Scheduled Castes Sub-Plan (SCA to SCP) #	1, 05,000	164.09	1200000	713.01
2.	National Scheduled Castes Finance and Development Corporation (NSFDC)	21050	28.22	24080	47.71
3.	National Safai Karamcharis Finance and Development Corporation (NSKFDC)	18809	95.15	16787	104.99
4.	Hostels for SC girls	2300	38.32	1300	12.99
Sub-Total (I)					
Backward Classes					
5.	National Backward Classes Finance and Development Corporation (NBCFDC)	77004	79.12	89082	92.30
6.	Hostel for OBC Girls	528	3.05	600	4.87

15% of the total beneficiaries under SCA/SCSP are estimated as total women beneficiaries



CHAPTER 9

MONITORING AND EVALUATION

9.1 System of Monitoring the Performance of the Schemes/ Programmes

10.1.1 Towards the furtherance of its objectives, the Department of SJ&E, *inter alia*, provides financial assistance to State Government, NGOs and other implementation agencies for programmes meant for the Department of SJ&E target groups; makes the provision of concessional loans (and in appropriate cases, subsidy) to members of target groups for income generating activities through its National Finance & Development Corporations. The Department of SJ&E thus implements its schemes through (i) State Governments/UT Administrations, (ii) Non-Governmental Organisations and (iii) its own organisations viz. National Institute, Corporations etc and has developed the mechanism for monitoring the progress of the schemes/programmes being implemented through these organizations.

9.1.1 Monitoring Mechanism for the Programmes/Schemes implemented through State Government/UT Administration

9.1.1.1 Various Initiatives taken by the Department of SJ&E for monitoring the progress of implementation include the following: -

- i) Performance of schemes is monitored through the quarterly/annual progress reports furnished by the State Governments/UT Administrations.
- ii) For the effective monitoring of the all the schemes, Department of SJ&E has designated Bureau Heads and Divisional Heads as Nodal Officers for various regions and States/UTs. During the field visits of Officers of this Department of SJ&E to States/UTs discussions are held in order to identify constraints and to take corrective measures.
- iii) Financial and physical performance is reviewed by the Secretary (SJ&E) with Bureau Heads fortnightly/weekly basis to ensure that the allocations provided for the schemes of the Department of SJ&E are fully utilized and to monitor all important activities.
- iv) Selected high priority schemes are monitored at the level of Minister (SJ&E) regularly.
- v) Department of SJ&E also organizes Biannual Conference of State Social Welfare Ministers and the Annual Conference of State Welfare Secretaries wherein, *inter alia*, all the schemes of the Department of SJ&E are reviewed. States/UTs have also been advised to strengthen their monitoring mechanism.
- vi) The Department of SJ&E also sponsors evaluation studies from time to time through independent evaluation agencies to check whether their benefits reach the target groups.
- vii) Performance Management Division (PMD) of Cabinet Secretariat has developed a Performance Monitoring and Evaluation System (PMES) with the approval of Prime

Minister for monitoring and evaluating the performance of the Government Ministries/ Departments. In pursuance of the directions of the Cabinet Secretariat, Department of SJ&E has prepared a Results-Framework Document under which all the major schemes of the Department of SJ&E are included for monitoring by the High Powered Committee constituted by the Cabinet Secretariat.

- viii) To have a close watch by people's representatives especially MPs on the working of NGOs receiving funds under its various schemes, Department of SJ&E vide its Order dated 13.2.2012 has decided to endorse a copy of the sanction letters of Grant in aid released to NGO(s), to the concerned MPs, in whose constituency the particular NGO is working, for his information and appropriate action. The modalities for implementation of this Order from 2012-13 are being worked out.
- ix) For effective monitoring the progress and utilization of funds under its major schemes, a proposal for constitution of Vigilance-cum-Monitoring Committees at District levels is under active consideration of the Department of SJ&E. These Committees would be expected to keep a regular watch on the implementation of the Programmes as per the prescribed procedures and guidelines. These Committees would, *inter alia*, include Members of Parliament, State Legislatures and Panchayati Raj Institutions (PRIs).
- x) Other initiatives taken by the Department of SJ&E for effective implementation of the Schemes include the following:
 - i. Fresh/subsequent releases of grants to State Governments/NGOs during a year are made only on receipt of audited Utilization Certificates in respect of previous grants sanctioned which have become due.
 - ii. State Governments/UT Administrations are also advised to monitor the schemes/ programmes implemented through NGOs

9.1.2 Monitoring of schemes Implemented through NGOs

9.1.2.1 Besides the Monitoring and Control Mechanism, as detailed under para 10.1.1, for monitoring the performance under various schemes of the Department of SJ&E, the following important steps are taken/ proposed to be taken by the Department of SJ&E for monitoring the implementation of the various schemes implemented through NGOs:

- The present practice of release of grants wherein State Governments do not adhere to the time limit for recommending proposals often leads to delay, resulting in poor delivery /non-delivery to the beneficiaries. Hence, State Governments are requested to send the Inspection Report and State GIA Committee recommendation well in advance, i.e. on or before 31st July of the financial year.
- This Department of SJ&E obtains utilization certificate and audited accounts duly certified by a Chartered Accountant from the grantee NGOs, in order to ensure proper utilization of funds and release funds for subsequent year is considered after receipt of utilization certificate of previous year's grant.
- Each NGO is required to be inspected by the State Government every year, and grant is considered after receipt of recommendation of the State level grant-in-aid committee along with the inspection report and other relevant.

- Department of SJ&E, in consultation with NIC, has initiated a proposal for the Pilot System for online submission of proposals of NGOs by State Government to this Department of SJ&E and tracking of these proposals during their processing in the States of A.P., Maharashtra, Orissa, UP, Assam and NCT of Delhi in respect of the Schemes of Deendayal Disabled Rehabilitation Scheme, Grant-in-Aid to Voluntary Organizations working for SCs, and an integrated Programme for Older Persons
- With a view to ensuring quality of services rendered through the NGOs, the Department of SJ&E has prepared a 'Manual on Minimum Standards for the programmes under the Scheme 'Prevention of Alcoholism and Substance (Drugs) Abuse' with emphasis on facilities and services to be provided at the Rehabilitation Centre, roles and responsibilities of the staff, clients rights and the code of ethics for the staff.
- The feedbacks from the stakeholders as well as the outcome of the independent evaluation of the schemes/programmes are invariably taken into consideration while undertaking the revision in the schemes/projects of the Department of SJ&E for effective implementation.
- To make the processing of the proposals for grant-in-aid more simple and streamlined, the following procedural modifications were introduced with effect from December, 2009
 - i) In all cases recommended by the State Governments' Grants-in-Aid Committee within the State's notional allocation, the first instalment of GIA to the extent of 50% of the recommended amount will be considered for release without detailed scrutiny of the proposal, but subject to the condition that no Utilization Certificate of more than one year is pending. Thereafter, the second instalment in each case will be considered for release after detailed scrutiny.
 - ii) Earlier, NGOs needed to submit, with their proposal every year, the following documents, which normally remain unchanged, over the years: (a) Registration Certificate under the Societies Registration Act, 1860/Indian Trust Act, 1982; (b) Memorandum of Association, and (c) Rules and Bye-laws of the Society/Trust. In order to dispense with the requirement of repeated submission of these documents, it was decided that except Registration Certificate, the other two documents are not required to be submitted by the NGO every year, unless there is some change.

9.2 Monitoring of schemes implemented through the Finance and Development Corporations of the Department of SJ&E

9.2.1 The Bureau Heads, (under whose control the Corporations and National Institutes function), are members of Boards of the Corporations and Chairmen of Executive Committees of Institutes. Both Board of Directors and Executive Committees meet quarterly to review implementation of the programmes of these Corporations/Institutes including the schemes of the Department of SJ&E.

Finance and Development Corporations of the Department of SJ&E

9.2.2 The Finance and Development corporations of the Department of SJ&E have evolved the monitoring and evaluation mechanisms of the schemes implemented by them, which is briefly elaborated below:

National Safai Karmachari Finance and Development Corporation (NSKFDC)

9.2.3 The Internal Mechanism put in place by Corporation for Monitoring & Evaluation of the schemes of the Corporation are given as under:

- i) *Inspection of the Beneficiaries under NSKFDC Schemes:* The beneficiaries under NSKFDC schemes are being inspected from time to time by the Executives of the Corporation during their official visits to the State SCAs to know the impact of the schemes of NSKFDC among the target group. During the inspection, the viability of the schemes, income assessment, status of living of standard, ground level difficulties are being assessed and necessary directions/suggestions are being given to the target group for the betterment of the scheme.
- ii) NSKFDC is also monitoring the implementation of its schemes by way of obtaining progress reports, utilization certificates, and periodical visits made by the Officials of the corporation to the beneficiaries. The following mechanism has been adopted by NSKFDC to monitor the implementation of NSKFDC scheme more effectively:
 - i) NSKFDC reviews the progress of its schemes in periodic meetings with SCA Officials during the visits of the officials of NSKFDC to the concerned SCA.
 - ii) The SCAs are required to submit utilization certificates, which contain details such as Cheque No. Date, Amount, Name of Suppliers and Category of beneficiary i.e. Safai Karmachari, Scavenger or their dependent, Names, addresses & age of beneficiaries.
 - iii) Meetings of NSKFDC officials are also held with the Officials of State Government and SCA to discuss long pending issues.
 - iv) The nominee of NSKFDC reviews issues relating to NSKFDC Schemes in the Board Meetings of the SCAs.

National Scheduled Castes Finance & Development Corporation

9.2.4 The Corporation has put in place Internal as well as External Monitoring Mechanisms for periodic monitoring and evaluation of its various schemes.

9.2.4.1 Internal Monitoring & Evaluation

NSFDC has following Internal Monitoring & Evaluation in place for monitoring the implementation of schemes by the SCAs.

- (i) The SCAs are required to submit utilization, which contain details such as Cheque No., Date, Name of Suppliers and Names and addresses of beneficiaries.
- (ii) NSFDC nominee reviews issues relating to NSFDC Schemes in the Board Meetings of SCAs.
- (iii) High level meetings of NSFDC officials are held with State Government and SCA Officials to discuss long pending issues.
- (iv) NSFDC reviews the progress of its schemes in periodic meetings with SCA Officials.
- (v) Pending issues are reviewed and resolved in the Regional Workshops of SCAs.
- (vi) NSFDC Zonal Officers periodically inspect the units financed and give reports.

9.2.4.2 External Monitoring & Evaluation

NSFDC get its schemes evaluated periodically through the Independent Organizations i.e. State Technical and Consultancy Organizations (STCO). The objective of such evaluation studies is to know the impact of the schemes on the beneficiaries and the incremental incomes earned by them post implementation.

During the current financial year (2012-13), NSFDC is conducting External Inspection of units financed to women beneficiaries, implemented in five States namely Gujarat, Karnataka, Kerala, Maharashtra and West Bengal through Haryana Delhi Industrial Consultants (HARDICON). The inspection process with Sample Size of 1847 is underway and reports are expected during the current year.

National Backward Classes Finance and Development Corporation (NBCFDC)

9.2.5 The Corporation put great stress on monitoring & evaluation of implementation of NBCFDC schemes by State Channelizing Agencies (SCAs). In order to achieve this objective, the Corporation gets evaluation studies conducted at regular intervals from independent agencies. The officials of the Corporation attend the Board Meetings of the SCAs to review the status of implementation of its schemes. Regional Meetings and National Conference of the SCAs are also organized during the year to have one to one interaction with the Managing Directors and Senior Officers of SCAs. The recommendations of such meetings are circulated for necessary action by concerned SCAs etc. In addition, the officials of the Corporation also undertake field visits from time to time to meet the beneficiaries to know about the quality of funding etc. The SCAs have been advised to adhere to the time limit of three months for disbursement of loans to the eligible identified beneficiaries.

9.3 Evaluation of Programmes/ Schemes of the Ministry

Introduction

The impact of the schemes/programmes implemented are assessed and evaluated from time to time by the Ministry through independent evaluation agencies. Research/Evaluation studies are sponsored through Universities/Research institutions/professional bodies to get feedback about effectiveness of the schemes. These agencies collect information from actual beneficiaries which becomes a primary source to know the success (or failure) of the programmes/schemes. Reports of these agencies serve as a yard stick for assessing the status of programme implementation. Finally, the findings and recommendations of these reports help in revising the approach, norms and coverage of the programmes and in identifying the emerging issues which require policy interventions.

The research/evaluation studies, seminars/workshops/conferences in the areas of Persons with Disabilities, Social Defence, Other Backward Classes and Scheduled Caste Development, are sponsored under the following two schemes:

- i) **Grant-in-Aid Rules for Research and Publications**
- ii) **Guidelines for Grant-in-Aid under the Central Sector Scheme of Supporting Projects of All India or Inter-State Nature for Scheduled Castes Development (Research and Training)**

Mechanism for Selection of Programmes/ Schemes for Evaluation

The Ministry from time to time identify its priority areas for evaluation of schemes/programmes that are under implementation in the various States/UTs. Research proposals on the specified priority areas are received from established research institution and universities.

The Research Advisory Committee (RAC) is the Apex level Body of this Ministry which approves the proposals for evaluation/research studies. The Committee comprises of Additional Secretary as the Chairperson, 8 non-official Members from relevant fields such as Social Science researchers/eminant scholars. All Bureau Heads of the Ministry, financial Adviser of the Ministry and Adviser (5) from Planning Commission are official Member of RAC. The Committee advises on (i) identification of priority areas of research and evaluation, (ii) examination of research proposals for sponsorship, (iii) utilization of research/evaluation findings of research studies sponsored by the Ministry and (iv) other matters relating to promotion of research.

Major Findings and Recommendations of Recent Evaluation Studies

During 2012-13, 3 evaluation/research studies were completed. Details of studies along with their findings and recommendations are at **Annexure**.

Grant-in-Aid for Conducting the Evaluation Studies

The Research Advisory Committee (RAC) meeting was held on 19.12.2012 which considered 58 research proposals on subjects pertaining to Scheduled Castes Development, OBCs, Social Defence and Disability received from various research institutions/universities/departments/ expert voluntary organizations. The Committee recommended 9 research proposals for grant in aid with minor suggestions. Besides one proposal, approved in earlier meeting held on 24.3.2012, was again considered due to revision in the cost and coverage. The actions on these proposals are being taken.

Evaluation Studies Sanctioned during 2012-13

The following seven research projects have been sanctioned during the year 2012-13 (up to 31.03.2013)

Sl. No.	Topic of the study	Name of Institutions awarded studies
1.	Study of Exclusive Courts under the Scheduled Castes and Scheduled Tribes (Prevention of Atrocities)Act,1989 with reference to its functions and performances in the States of Andhra Pradesh, Bihar, Chhattisgarh, Gujarat, Karnataka and Uttar Pradesh	National Law School of India University, Bangalore
2.	Evaluation of Centrally Sponsored Scheme of Pre Matric Scholarship to OBC students in the States of Punjab and West Bengal	Association for Development Initiative, New Delhi

3.	Survey relating to the Jat Community in the States of Uttar Pradesh, Haryana, Madhya Pradesh, Rajasthan, Himachal Pradesh and Gujarat	National Commission for Backward Classes, New Delhi
4.	Impact Studies on Awareness Generation and Preventive Education Campaigns by Nehru Yuvak Kendras in Punjab and Manipur	Indian Adult Education Association, New Delhi
5.	Evaluation of Deendayal Disability Rehabilitation Scheme (DDRS) in the States of Andhra Pradesh, Karnataka, Kerala, Orissa, U.P. and West Bengal	Socio-Economic and Educational Development Society (SEEDS), New Delhi
6.	Centres' Policy of Older Persons – Reasons for Non Implementation and Recommendations for Better Implementation	All India Senior Citizen's Confederation, Mumbai
7.	Evaluation of District Disability Rehabilitation Centres (DDRCs) in the States of Bihar, Madhya Pradesh, Maharashtra and Tripura	Mid Stream Marketing and Research Private Ltd., New Delhi

Symposium Sanctioned during 2012-13

One symposium on "Disability Scenario in North East India" was sanctioned to Shishu Sirohi, Centre for Rehabilitation Training for Multiple Disability, Guwahati for which Rs. 75,000 was released as first installment.

Evaluation/Research studies received and examined during 2012- 13 along with their main findings and recommendations

S. No.	Title of the Study	Organization	Year of sanction of Study	Main Findings/Recommendations
1.	Evaluation of scheme for Upgradation of Merit of SC students in Uttar Pradesh and Rajasthan	Indian Social Institute, New Delhi	2010	<p>The study covered 3 schools of Rajasthan at Ajmer, Kota and Udaipur and 6 schools of Uttar Pradesh- Agra, Allahabad, Gorakhpur, Jhansi, Lucknow, and Moradabad.</p> <p>Findings/Recommendations</p> <p>The schools and hostels require complete renovation/ reconstructions. Alternatively, new schools with better infrastructure facilities should be selected under the scheme.</p>

				<p>2. There is inordinate delays in payment/fund disbursement which cause serious problem of de motivation among SC beneficiaries and higher drop out rates among them.</p> <p>3. Time consuming process for inviting applications and late sanction of financial grant result in delay. The process needs to be simplified.</p> <p>4. The existing financial package of Rs. 15,000 has not been revised for a long time, which needs to be revised soon.</p> <p>5. Non-implementation of special coaching for the beneficiaries defeats one of the basic purpose of the scheme. SC beneficiaries had to take external coaching. It was suggested to hold remedial coaching of good quality in greater number.</p> <p>6. The study recommended to hand over entire package grant to beneficiary student themselves so that they can decide the kind of coaching they require</p>
2.	An Evaluation Study of Post Matric Scholarship for Scheduled Caste Boys and Girls in Sikkim and Tripura	Department of Anthropology, University of Kolkata.	2007	<p>The study covered 140 and 60 beneficiaries from Tripura and Sikkim respectively.</p> <p>Findings/ Recommendations</p> <p>1. All the SC beneficiaries found the scheme very helpful in promotion of their education. But they also reported that the scheme should be notified on the notice board of educational institutions and in local new papers.</p> <p>2. Scholarships are not disbursed in time even after their selection, resulting hardships to students.</p> <p>3. scholarships should be disbursed on monthly basis or quarterly basis through bank with endorsement from educational institutions.</p>

				4. Amount of scholarships is inadequate. It should be increased.
3.	Role of Anganwadis Workers in Awareness Generation Programme of Prevention, Early Detection and Intervention of Various types of Disabilities in Rural Area: A case study of Assam, Bihar and Uttar Pradesh	Mid Stream Marketing, New Delhi	2009	Anganwadi Workers have played vital role in creating awareness about prevention, detection and intervention of various types of disabilities. The study recommended that there was a need to impart in-service special skill development training to AWWs in detecting and preventing disability in children younger than 6 years of age. There is need to provide IEC/ educational kits to AWWs on various types of disabilities.

CHAPTER 10

OTHER ACTIVITIES

10.1 IT Initiatives

10.1.1 The Ministry has decided to implement e-office software for conducting office procedures electronically, through NICSI at a cost of Rs. 25.30 Lakh. Also, Video Conferencing System has been installed in the Chamber of Secretary (SJ&E).

10.1.2 The Central Public Procurement Portal (CPP Portal) set up by National Informatics Centre (NIC) has been made operational in the Ministry. Joint Secretary (Administration) has been designated as Nodal Officer for the main Ministry for coordinating the implementation of the project. All tenders are being uploaded in the CPP Portal. To ensure smooth functioning of the office, 5 laptops and 44 computers have been procured keeping in view the requirement of officers during the year 2012-13.

10.2 Official Language

10.2.1 Constant concerted efforts were made to achieve the targets of the annual programme for the year 2012-13 issued by the Department of Official Language. Major achievements in Implementation of the Official Language Policy in the Ministry and its subordinate offices are as follows:-

10.2.2 The quarterly meetings of the Department of Official Language were held regularly on 01 May, 2012 for the quarter ending October-December, 2011, 19 July, 2012 for the quarter ending January-March, 2012, 2 November, 2012 for the quarter ending April-June, 2012 and 1 March, 2013 for the quarter ending July-September, 2012 respectively. In these meetings the use of Hindi in the Ministry as well as the offices under its control was discussed and effective measures were suggested to overcome the difficulties being faced. Similarly other offices under the Ministry also organized the meetings of their Official Language Implementation Committee regularly.

10.2.3 With a view to assess the status of implementation of Official Language in the Subordinate offices of the ministry, National Scheduled Caste Finance and Development Corporation on 20.07.2012, National Backward Class Finance Development Corporation on 27.07.2012, Artificial Limbs Manufacturing Corporation of India (ALIMCO) on 12.10.2012, National Institute for Orthopedically Handicapped (NIOH) on 06.11.2012 and Pandit Deen Dayal Upadhyay Institute for the Physically Handicapped (IPH) were inspected respectively. During these inspections senior officers of the Ministry and these offices participated in these inspections.

10.2.4 The Hindi Software "Saransh" was uploaded on 205 computers of the Ministry and proper training was also given to officers and employees concerned to work on this software.

10.2.5 On the occasion of Hindi Day 14th November, 2012 messages of the Union Minister, Minister, Social Justice and Empowerment and Secretary, Ministry of Social Justice and

Empowerment were circulated within the Ministry and its Subordinate Offices for compliance of use of Hindi in their respective offices. A function was also organized in the Ministry in which message of Home Minister was read out in front of officers and officials of this Ministry.

10.2.6 To motivate and encourage officers of the Ministry to do their more and more work in Hindi. A Hindi fortnight was observed in the Ministry during 14 – 28 September, 2012. During this period various Hindi Competitions i.e. Essay, Noting and Drafting (for Hindi Speaking and Non-Hindi Speaking officers and officials separately), Hindi Debate, Hindi Typing and Dictation in Hindi (for group D employees) were organized. Officers/employees of the Ministry enthusiastically participated in various competitions held during the fortnight. The Subordinate offices also organized Hindi week/fortnight in their respective offices and distributed prizes to the winners of the competitions organized by those offices during the Hindi week/fortnight.

10.2.7 On the occasion of closing of the fortnight, a function was organized in Conference Hall in which Additional Secretary, SJ&E, Joint Secretary, SJ&E and Senior Officers of the Ministry were present. In this function 34 prizes and certificates were presented to the winners by Additional Secretary, SJ&E. An amount of Rs. 1,13,794/- had been incurred on prizes and other celebrations.

10.2.8 To help the officers/employee in the working of implementation of Official Language Policy, Hindi Workshops were regularly conducted in the Ministry and its subordinate offices.

10.3 Vigilance Unit

11.3.1 During the period 1.4.2012 to 7.3.2013, 23 cases/complaints were processed in accordance with prescribed procedure and 4 vigilance cases/complaints have been closed. Vigilance Clearance was issued in 297 cases to the officers/officials. As per the instructions of the Central Vigilance Commission, Vigilance Awareness Week was also observed in the Ministry from 29th October, 2012 to 3rd November, 2012.

10.4 Media

10.4.1 Information and mass education

The media not only play a role in wide dissemination of information about the schemes and programmes but also helps in breaking the age old stereotypes and in enhancing the self-esteem of persons belonging to the weaker and disadvantaged sections viz. Scheduled Castes, Other Backward Classes, Persons with Disabilities, Senior Citizens and Victims of Drug Abuse.

10.4.2 Information and mass education cell in the Ministry plans its annual strategy for spreading awareness about the schemes and programmes of the Ministry. It also disseminates information about the rights of the target groups of the Ministry. This strategy is based on using print, electronic, outdoor and other forms of media for dissemination of information.

10.4.2 Print Media

The following steps were taken during the year:

- On the occasion of Birth and Death Anniversary of Babu Jagjivan Ram, and Dr. B.R. Ambedkar, Death Anniversary of Shri Rajiv Gandhi, International Day against Drug

Abuse, Sadbhawana Diwas, Independence Day Gandhi Jayanti, Death anniversary of Smt. Indira Gandhi, International Day for Persons with Disabilities, Republic Day, World Autism Day etc. newspaper advertisements were issued.

- Advertisements were released for inviting applications under the scheme of Overseas Scholarships for SC students, Free Coaching Scheme for SCs and OBCs, Post Matric Scholarship for SC students, National Scholarship for Students with Disabilities, National Award for the Empowerment of Persons with Disabilities National Award for outstanding services in the field of prevention of Alcoholism and Substance (Drug) Abuse, National Award to eminent senior citizens and Institutions involved in the welfare of Older Persons. Educational Loan Schemes of Apex Finance Development Corporations and Concessional loan Schemes of Apex Finance Development Corporations for Young Professionals.
- Series of advertisement were released on Drug Abuse Prevention on the occasion of International Day against Drug Abuse and Illicit Trafficking.
- Sponsored Feature on Older Persons published in Tinkle magazine on the occasion of International Day of Older Persons in October, 2012.

10.4.3 Outdoor Publicity

The following programmes were undertaken during the year:-

- "Shilpotsava", 2012 was organised by the Ministry at Dilli Haat, INA, and New Delhi from 1st November, 2012 to 11th November, 2012. The event was inaugurated by Secretary of Social Justice & Empowerment Shri Anil Goswami. Large number of people visited the stalls put up by the beneficiaries of the loan provided by the Apex Corporations of the Ministry and National Trust for the welfare of Persons with Autism, Cerebral Palsy, Mental Retardation and Multiple Disabilities. 5 cultural evenings were also organized on specific themes by the target groups of concerned organisations. Films relating to the schemes and programmes were also screened during the event. Chairpersons of NCSC and NCSK and senior officers of Government of India visited the Shilpotsava. Free Health Check –up camp was also organised for the participants of Shilpotsava. **A buyer-seller meet** was also organised during the Shilpotsava and more than 60 Artisans/Craftsmen for various corporations and National Trust were selected and registered by the Central Cottage Industries Emporium and Handicraft and Handloom Export Corporation for their future purchase. A camp was also organised for fitment of aids and appliances.
- The Ministry participated in India International Trade Fair, 2010 at New Delhi organised by the ITPO from November 14-27, 2012. The fair provided a platform to the beneficiaries of the corporations of the Ministry and National Trust to exhibit and sale their products. It also provided an opportunity to educate the visitors about the schemes and programmes of the Ministry through distribution of pamphlets and brochures.
- The Ministry has taken on long term lease 24 stalls at Dilli Haat Pitampura, from Delhi Tourism and Transport Development Corporations for display and sale of products of beneficiaries of Apex Finance and Development Corporations of the Ministry.
- The Apex Finance and Development Corporations and National Trust for the Persons with Disabilities participated in Suraj Kund Mela, Faridabad from February 1-15, 2013. The

fair provided a platform to the beneficiaries of the corporations to exhibit and sale their products. It also provided an opportunity to disseminate among the visitors the schemes and programmes of the Ministry through distribution of pamphlets and brochures.

- Presentation of tableau on the theme of disability was displayed in Republic Day Parade, 2013.

10.4.4 Electronic Media

The following programmes were undertaken by the Ministry during the year:-

- The frequency of Weekly radio programme 'Sanwari Jaye Jeevan Ki Rahen' was increased from weekly to biweekly. Programme produced and broadcast during the year to create awareness about the schemes meant for the weaker section of the society through 30 commercial channels (Vividh Bharti), 71 local stations, 15 primary channels of North-East and 22 FM stations of All India Radio. This programme was broadcast in Hindi and 17 regional languages viz., Tamil, Telugu, Malayalam, Kannad, Urdu, Punjabi, Marathi, Gujarati, Assami, Bengali, Oriya, Konkani, Nagamese, Khasi, Nepali, Garo, and Manipuri.
- Live coverage of National Award for the Empowerment of Persons with Disabilities commemorating Ambedkar Jayanti, International Day against Drug Abuse, International Day of Older Persons and Mahapariniirwan Diwas of Dr. B.R. Ambedkar were also covered through electronic and print media.
- Video spot on Drug Abuse Prevention was telecast over Doordarshan and Lok Sabha T.V.

10.5 Implementation of Right to Information Act, 2005

10.5.1 The Ministry has been implementing the Right to Information Act, 2005 since October 2005. The details of the Ministry's functions along with its functionaries and the list of CPIOs as well as Appellate Authority with particulars are available on Ministry's website www.socialjustice.nic.in.

10.5.2 Seventeen manuals as required under the Act have been prepared and put on the website. The Ministry has presently 20 Central Public Information Officers (CPIO) (at the level of Directors, Deputy Secretaries and Under Secretaries) and 7 Appellate Authorities (at the level of Joint Secretaries). The Ministry has also designated a nodal point which coordinates the information flow from the applicants to the CPIO and vice versa. The services of the Department of Posts are being utilized for providing service of Assistant Public Information Officers to the citizens. The designated Assistant Information Officers from various parts of the country of the Department of Posts receive the RTI applications from the applicant and forward those to the Ministry. During the year 2012-13 (1st April, 2012- 31st March, 2013), 1472 applications and 81 appeals were received. **The Right to Information Act has been translated in Braille for the benefit of persons with visual impairment that can be obtained from National Institute for the Visually Handicapped, 116 Rajpur Road, Dehradun(www.nivh.in).**

10.6 Transparency Initiative

10.6.1 Transparency in a participatory democracy is the defining element of the functioning of authority. Transparency and open government necessitates that the working of the

public authority should such that all rules, regulations, decisions should be in the public domain. Transparency **is** the key to ushering in good governance that also promote social and economic progress of the public. Transparency requires that all relevant facts while formulating important policies or announcing the decisions which affect the public, be made accessible to the public.

10.6.2 This Ministry has taken various steps in pursuance of the commitment of disclosure under Section 4 of the RTI Act. An **Information Handbook** is available online outlining the details about policies and various criteria for selection under various schemes. There is a Window system under which the details about various grants made to organization can be accessed by the public.

10.6.3 A Transparency Officer has been appointed to oversee the implementation of the Section 4 commitments of transparency and suo-moto disclosures in time bound manner.

10.7 Citizen/Client Charter

10.7.1 Citizen/Client Charter under the Sevottam Compliant System is provided free of cost to the visitors.. The Citizen/Client Charter is a comprehensive document detailing service standards, name of responsible officials and the time period for achieving the set goals. The Citizen/Client Charter is also available on the website of the Ministry at www.socialjustice.nic.in

10.8 Public Grievance Redress Mechanism

1. The new format for redress of grievance petitions under the grievance redress mechanism has been implemented by the Ministry that includes three processes of receipt, redress and prevention for recurrence of repeated grievance. The Ministry has appointed 19 officers of DS/Director level as Public Grievance officer and 7 Nodal PG Officer of Joint Secretary level. During the year 2012-13, 327 grievances received by post were forwarded to the concerned authorities for redressal between 1.04.2012 and 31.03.2013.
2. This Ministry has implemented the new version of the CPGRAMS 4.0. under which a complainant can upload a relevant document. During the period 1.04.2012 and 31.03.2013, 611 428 new grievances have been received online through CPGRAMS and grievances/ suggestions were forwarded to the concerned authorities for appropriate action. 813 grievances were disposed during the same period. Monthly report is prepared and circulated to the Bureau Heads and 32 subordinate organizations under the CPGRAM.

10.9 Implementation of Reservation Policy in Employment in the Ministry

The table at **Annexure 10.1** indicates the representation of SCs, STs, & OBCs in the Ministry. There are total 340 employees in the Ministry proper as on 06.3.2013(including the staff of the Minister and MOSs), out of which employees 67 belong to SC category, 15 belong to ST category & 25 belong to OBC category respectively. The table also indicates the number of appointments made during the year 2012-13, up to March, 2013, by direct recruitment, promotion & by deputation.

10.10 Guidance & Help

10.10.1 The information and facility counter of the Ministry is located on the ground floor, Gate No. 4, Shastri Bhawan, New Delhi to provide citizens with information on the services and activities rendered by this Ministry. In case of assistance or complaint, citizens may call the Centre during office hours at Phone No.23389226 or prefer to send a letter through fax (No.23384918). The Facilitation Centre extends help and support to visitors by facilitating meetings with the concerned Deputy Secretaries/Directors.

10.10.2 Address of Facilitation and grievances cell in the Ministry are given below:

Information and Facilitation Counter
Gate No. 4, Garage No.8, Ground Floor, A Wing,
Shastri Bhawan,
New Delhi Tel: 23389226
Grievance Cell,
Gate No. 4, Garage No.8, Ground Floor, A Wing,
Shastri Bhawan, New Delhi Tel: 23389226

**MINISTRY OF SOCIAL JUSTICE AND EMPOWERMENT
(SAMAJIK NYAYA AUR ADHIKARITA MANTRALAYA)**

A. DEPARTMENT OF SOCIAL JUSTICE AND EMPOWERMENT (SAMAJIK NYAYA AUR ADHIKARITA VIBHAG)

1. The following subject which fall within List III – Concurrent List of the Seventh Schedule to the Constitution:

Nomadic and Migratory Tribes.

2. To act as the nodal Department for matters pertaining to the following groups, namely:-
 - (i) Scheduled Castes;
 - (ii) Socially and Educationally Backward Classes;
 - (iii) Denotified Tribes;
 - (iv) Economically Backward Classes; and
 - (v) Senior Citizens.

Note: The Department of Social Justice and Empowerment shall be the nodal Department for the overall policy, planning and coordination of programmes for the development of the groups mentioned at (i) to (iv) above, and the welfare of the group at (v) above. However, overall management and monitoring etc. of the sectoral programmes in respect of these groups shall be the responsibility of the concerned Central Ministries, State Governments and Union territory Administrations. Each Central Ministry or Department shall discharge nodal responsibility concerning its sector.

3. Special schemes aimed at social, educational and economic empowerment of the groups mentioned at (i) to (iv) under entry 2 above, e.g. scholarships, hostels, residential schools, skill training, concessional loans and subsidy for self-employment, etc.
4. Rehabilitation of Manual Scavengers in alternative occupations.
5. Programmes of care and support to senior citizens.
6. Prohibition.
7. Rehabilitation of victims of alcoholism and substance abuse, and their families.
8. Beggary.
9. International Conventions and Agreements on matters dealt within the Department.
10. Awareness generation, research, evaluation and training in regard to subjects allocated to the Department.
11. Charitable and Religious Endowments and promotion and development of Voluntary Effort pertaining to subjects allocated to the Department.

12. The Protection of Civil Rights Act, 1955 (22 of 1955).
13. The Scheduled Castes and the Scheduled Tribes (Prevention of Atrocities) Act, 1989 (33 of 1989), (in so far as it relates to the Scheduled Castes, excluding administration of criminal justice in regard to offences under the Act).
14. The National Commission for Backward Classes Act, 1993 (27 of 1993).
15. The Maintenance and Welfare of Parents and Senior Citizens Act, 2007 (56 of 2007).
16. The National Commission for the Scheduled Castes.
17. The National Commission for SafaiKarmacharis.
18. The National Commission for Backward Classes.
19. The National Scheduled Castes Finance and Development Corporation.
20. The National SafaiKaramcharis Finance and Development Corporation.
21. The National Backward Classes Finance and Development Corporation.
22. National Institute of Social Defence.
23. Dr. Ambedkar Foundation.
24. BabuJagjivan Ram National Foundation.

**B. DEPARTMENT OF DISABILITY AFFAIRS
(NISHAKTATA KARYA VIBHAG)**

The following subjects which fall within List I - Union List of the Seventh Schedule to the Constitution:

- i. Indo-US, Indo-UK, Indo-German, Indo-Swiss and Indo-Swedish Agreements for Duty-free import of donated relief goods/supplies and matters connected with the distribution of such supplies.
 - a. The following subjects which fall within List III -Concurrent List of the Seventh Schedule to the Constitution (as regards legislation only):
- ii. Social Security and Social Insurance, save to the extent allotted to any other Department.
- iii. For the Union territories, the following subjects which fall in List II -State List or List III - Concurrent List of the Seventh Schedule to the Constitution, in so far as they exist in regard to such territories:-
 - i. Relief of the Disabled and the unemployable; Social Security and Social Insurance, save to the extent allotted to any other Department.
- iv. To act as the nodal Department for matters pertaining to Disability and Persons with Disabilities.

Note: The Department of Disability Affairs shall be the nodal Department for the overall policy, planning and coordination of programmes for Persons with Disabilities. However, overall management and monitoring etc. of the sectoral programmes in respect of this group shall be the responsibility of the concerned Central Ministries, State Governments and Union territory

- Administrations. Each Central Ministry or Department shall discharge nodal responsibility concerning its sector.
- v. Special schemes aimed at rehabilitation and social, educational and economic empowerment of Persons with Disabilities, e.g. supply of aids and appliances, scholarships, residential schools, skill training, concessional loans and subsidy for self-employment, etc.
 - vi. Education and Training of Rehabilitation Professionals.
 - vii. International Conventions and Agreements on matters dealt with in the Department; The United Nation Convention on the Rights of Persons with Disabilities.
 - viii. Awareness generation, research, evaluation and training in regard to subjects allocated to the Department.
 - ix. Charitable and Religious Endowments, and promotion and development of Voluntary Effort pertaining to subjects allocated to the Department.
 - x. The Rehabilitation Council of India Act, 1992 (34 of 1992).
 - xi. The Persons with Disabilities (Equal Opportunities, Protection of Rights and Full Participation) Act, 1995 (1 of 1996).
 - xii. The National Trust for Welfare of Persons with Autism, Cerebral Palsy, Mental Retardation and Multiple Disabilities Act, 1999 (44 of 1999).
 - xiii. The Rehabilitation Council of India.
 - xiv. The Chief Commissioner for Persons with Disabilities.
 - xv. The National Trust for the Welfare of Persons with Autism, Cerebral Palsy, Mental Retardation and Multiple Disabilities.
 - xvi. The National Handicapped Finance and Development Corporation.
 - xvii. Artificial Limbs Manufacturing Corporation, Kanpur.
 - xviii. Deen Dayal Upadhyaya Institute of Physically Handicapped, New Delhi.
 - xix. National Institute for the Orthopedically Handicapped, Kolkata.
 - xx. National Institute of Visually Handicapped, Dehradun.
 - xxi. National Institute of Mentally Handicapped, Secunderabad.
 - xxii. Ali Yavar Jung National Institute for the Hearing Handicapped, Mumbai.
 - xxiii. National Institute of Rehabilitation Training and Research, Cuttack.
 - xxiv. National Institute for the Empowerment of Persons with Multiple Disabilities, Chennai.
 - xxv. The Indian Sign Language Research and Training Centre, New Delhi.

Annexure- 1.2
(See para 1.3.1)

STATE / UT – WISE POPULATION, LITERACY RATE, 2001-FOR TOTAL, SCS

Range of Total Population	State/UT	Population, 2001 (in crore)		% Population	Literacy Rate 2001	
		Total	SC	SC	Total	SC
I. > 5 Crore	1.Uttar Pradesh	16.61	3.51	21.2	56.3	46.3
	2.Maharashtra	9.68	0.99	10.2	76.9	71.9
	3.Bihar	8.29	1.30	15.7	47.0	28.5
	4.West Bengal	8.02	1.85	23.0	68.6	59.0
	5.Andhra Pradesh	7.57	1.23	16.2	60.5	53.5
	6.Tamil Nadu	6.21	1.19	19.0	73.5	63.2
	7.Madhya Pradesh	6.04	0.92	15.2	63.7	58.6
	8.Rajasthan	5.65	0.97	17.2	60.4	52.2
	9.Karnataka	5.27	0.86	16.2	66.6	52.9
	10.Gujarat	5.06	0.36	7.1	69.1	70.5
II. 2 - 5 Crore	11.Orissa	3.67	0.61	16.5	63.1	55.3
	12.Kerala	3.18	0.31	9.8	90.9	82.7
	13.Jharkhand	2.69	0.32	11.8	53.6	37.6
	14.Assam	2.66	0.18	6.9	63.3	66.8
	15.Punjab	2.43	0.70	28.9	69.7	56.2
	16.Haryana	2.11	0.41	16.4	67.9	55.5
	17.Chhattisgarh	2.08	0.24	11.6	64.7	64.0
III. 0.5 -2Crore	18.Delhi	1.38	0.23	16.9	81.7	70.9
	19.J & K	1.01	0.08	7.6	55.5	59.0
	20.Uttarakhand	0.85	0.15	17.9	71.6	63.4
	21.Himachal Pradesh	0.61	0.15	24.7	76.5	70.3

Range of Total Population	State/UT	Population, 2001 (in crore)		% Population	Literacy Rate 2001	
		Total	SC	SC	Total	SC
IV. 0.1-0.5 Crore	22.Tripura	0.32	0.06	17.4	73.2	74.7
	23.Manipur	0.24	0.006	2.6	70.5	72.3
	24.Meghalaya	0.23	0.001	0.5	62.6	56.3
	25.Nagaland	0.20	0	0	66.6	NA
	26.Goa	0.13	0.002	1.8	82.0	71.9
	27.Aru. Pradesh	0.11	0.001	0.6	54.3	67.6
	28.Puducherry	0.10	0.02	16.2	81.2	69.1
	29.Mizoram	0.09	*	0.03	88.8	89.2
	30.Chandigarh	0.09	0.02	17.5	81.9	67.7
	31.Sikkim	0.05	0.003	5.0	68.8	63.0
V. < 0.1 Crore	32.A & N Islands	0.04	0	0	81.3	NA
	33.D & Nagar Haveli	0.02	*	1.9	57.6	78.2
	34.Daman & Diu	0.02	*	3.0	78.2	85.1
	35.Lakshadweep	0.006	0	0	86.7	NA
Total		102.90	16.7	16.2	64.8	54.7

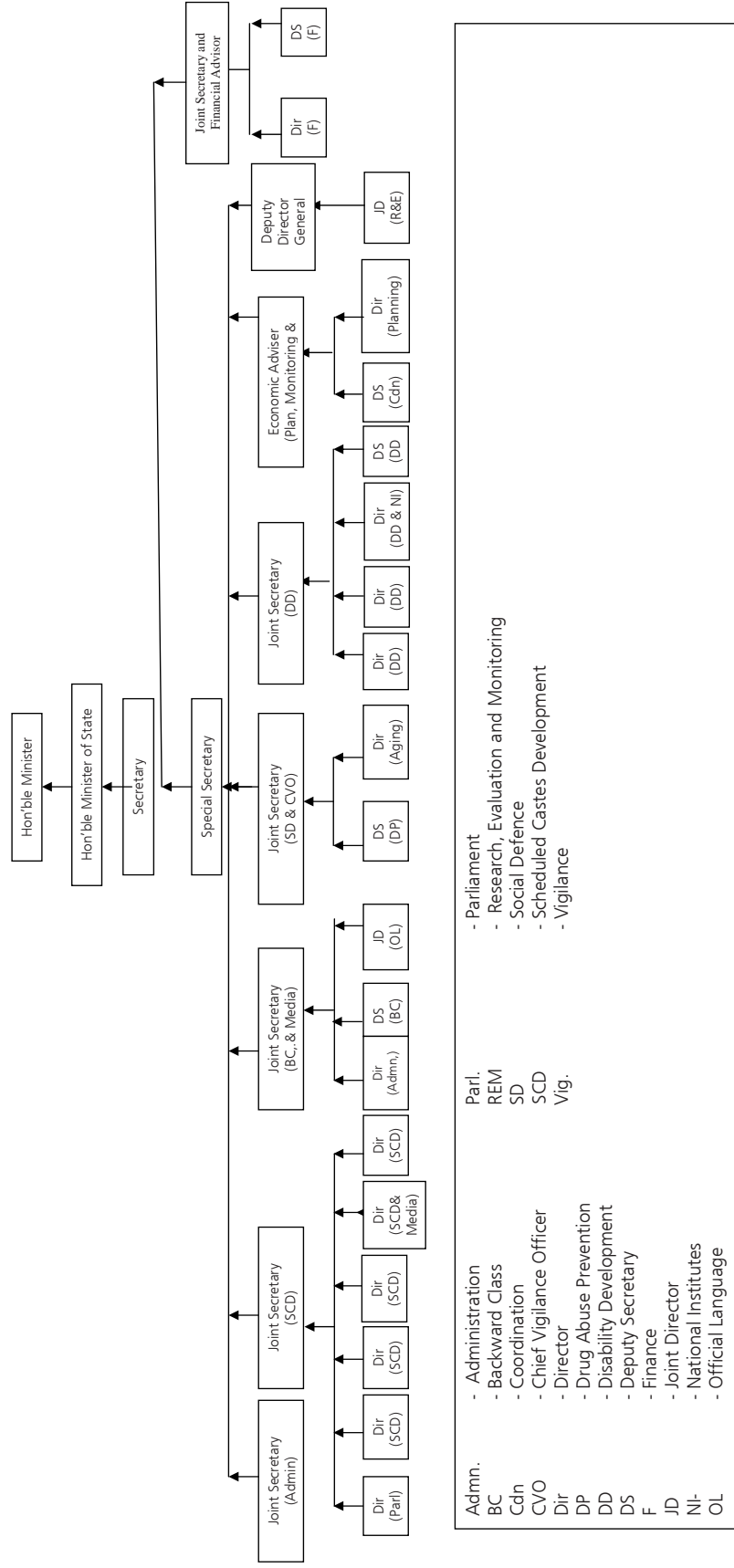
In the above Table:-

Col.	Notation	Indicates
1. Population SC	*	< 5,000
2. Population SC	Figure in bold	SC > 80 lakhs;
3. % of Population SC	Figure in bold	> All-India figures of 16.2% for SC

SC = Scheduled Castes:Source: Census, 200

Annexure- 1.3
(See para 1.4.2)

ORGANIZATIONAL CHART OF MINISTRY OF SOCIAL JUSTICE & EMPOWERMENT



**PARLIAMENTARY STANDING COMMITTEE ON
SOCIAL JUSTICE & EMPOWERMENT**

Member of Parliament from Lok Sabha

- 1 Biswal, Shri Hemanand
- 2 Anandan, Shri K. Murugesan
- 3 Bauri, Smt. Susmita
- 4 Besra, Shri Devidhan
- 5 Bhagora, Shri Tarachand
- 6 Jaiswal, Shri Gorakh Prasad
- 7 Jena, Shri Mohan
- 8 Kashyap, Shri Dinesh
- 9 Meena, Dr. Kirodilal
- 10 Natrajan, Km. Meenakshi
- 11 Noor, Smt. Mausam
- 12 Rama Devi, Smt.
- 13 Saroj, Smt. Sushila
- 14 Singh, Shri N.Dharam
- 15 Singh, Shri Pradeep Kumar
- 16 Sivaprasad, Dr. Naramalli
- 17 Suklabaidya, Shri Lalit Mohan
- 18 Suman, Shri Kabir
- 19 Wakchaure, Shri Bhausahab

Vacant Seat: 2

Member of Parliament from Rajya Sabha

- 1 Baidya, Smt. Jharna Das
- 2 Karimpuri, Shri Avtar Singh
- 3 Malihabadi, Shri Ahmad Saeed
- 4 MangalaKisan, Shri
- 5 Miri, Prof. Mrinal
- 6 Shafi, Shri Mohammad
- 7 Singh, Shri Shivpratap
- 8 Vegad, Shri Shankarbai N.

**COMPOSITION OF THE COMMITTEE FOR WELFARE OF OTHER BACKWARD CLASSES
(OBCS) (2012-13)**

Shri Bijoy Krishna Handique–Chairman

Member of Parliament from Lok Sabha

1. Shri Hansaraj Gangaram Ahir
2. Shri Sameer Bhujbal
3. Shri Dara Singh Chauhan
4. Dr. Charles Dias
5. Shri T.K.S. Elangovan
6. Shri Mukesh kumar Bheravdanji Gadhvi
7. Shri Anant Gangaram Geete
8. Dr. Kruparani Killi
9. Shri P. Kumar
10. Shri P.C. Mohan
11. Shri Ponnamp Prabhakar
12. Shri Amarnath Pradhan
13. Shri Ramkishun
14. Advocate A. Sampath
15. Shri Ganesh Singh
16. Shri Manicka Tagore
17. Shri Arun Yadav
18. Shri Hukmadeo Narayan Yadav
19. Prof. (Dr.) Ranjan Prasad Yadav

Member of Parliament from Rajya Sabha

1. Shrimati Jharna Das Baidya
2. Shri Birendra Prasad Baishya
3. Shri Devender Goud T.
4. Shri Rama Chandra Khuntia
5. Dr. Ram Prakash
6. Shri V. Hanumantha Rao
7. Shri Arvind Kumar Singh
8. Shri Ramchandra Prasad Singh
9. Shri Natuji Halaji Thakor

**CONSULTATIVE COMMITTEE FOR THE MINISTRY OF SOCIAL JUSTICE
& EMPOWERMENT**

Chairman **Shri Mukul Wasnik**, Minister of Social Justice & Empowerment

Invitees **Shri D. Napoleon**, Minister of State in the Ministry of Social Justice & Empowerment

MEMBERS OF LOK SABHA

1. Smt. UshaVerma
2. Sh. TholThirumaavalavan
3. Sh. RudraMadhab Ray
4. Sh. Shakti Mohan Malik
5. Smt. Tabbasum Begum Hasan
6. Sh. ThangsoBaite
7. Sh. P.L. Punia

MEMBERS OF RAJYA SABHA

8. Vacant

Ex-Officio Members

9. **Sh. Rajeev Shukla** Minister of State in the Ministry of Parliamentary Affair.
10. **Sh. Harish Rawat**, Minister of State in the Ministry the Ministry of Parliamentary Affairs .
11. **Shri Paban Singh Ghatowar** Minister of State in the Ministry of Parliamentary Affairs.

Annexure-3.1

Scheme-wise BE, RE and Exp. during the 11th Plan (2007-12)

Programme/ Schemes		(Rs. in crore)											XI Five Year Plan							
		2007-08		2008-09		2009-10		2010-11		2011-12		BE					Exp	%age to RE		
SCD Division		BE	RE	Exp	BE	RE	Exp	BE	RE	Exp	BE	RE	Exp	BE	RE	Exp	%age to RE			
1	Post Matric Scholarship for SCs	625.00	825.00	875.08	750.00	636.00	645.49	750.00	830.00	1015.96	1700.00	2000.00	2097.21	2218.00	2441.70	2711.19	6043.00	6732.70	7344.93	109.09
2	Coaching & Allied Scheme for Weaker Sections including SCs & OBCs	7.00	7.00	3.91	8.00	6.00	4.00	8.00	6.00	2.79	10.00	14.00	9.43	10.00	10.00	6.96	43.00	43.00	27.09	63.00
3	Pradhan Mantri Adarsh Gram Yojana	0.00	0.00	0.00	0.00	0.00	0.00	100.00	100.00	4.00	400.00	98.00	97.00	100.00	100.00	100.00	600.00	298.00	201.00	67.45
4	Implementation of PCR Act 1955 and PoA Act, 1989	40.00	40.40	39.07	40.00	44.00	43.04	43.00	43.00	68.69	59.00	71.00	69.44	70.00	70.00	72.05	252.00	268.40	292.29	108.90
5	BIRCY - Girls Hostels	32.00	37.00	30.50	55.00	55.00	58.53	60.00	60.00	25.36	80.00	80.00	45.16	95.00	50.00	38.31	322.00	282.00	197.86	70.16
6	BIRCY - Boys Hostels	35.00	40.00	36.78	40.00	40.00	25.73	40.00	30.00	6.20	50.00	40.00	34.28	50.00	35.00	27.60	215.00	185.00	130.59	70.59
7	Assisthane to VOs Working for SCs.	36.00	36.00	31.00	36.00	36.00	21.50	35.00	29.00	11.23	35.00	30.00	29.43	35.00	30.00	19.35	177.00	161.00	112.51	69.88
8	Prematric Scholarship for children of those engaged in unclean occupations.	25.00	7.50	3.11	54.00	54.00	59.27	80.00	80.00	79.74	80.00	70.00	58.48	80.00	70.00	63.65	319.00	281.50	264.25	93.87
9	SCDC: Equity support	20.00	20.00	20.00	20.00	20.00	19.00	20.00	15.00	15.00	20.00	20.00	20.00	20.00	20.00	20.00	100.00	95.00	94.00	98.95
10	Up gradation of Merit of SC Students	1.00	2.00	1.19	2.00	2.00	1.75	2.00	2.00	2.00	4.00	4.00	2.89	4.00	4.00	2.91	13.00	14.00	10.74	76.71
11	NSFDC	40.00	43.00	43.00	45.00	45.00	45.00	45.00	45.00	45.00	50.00	75.00	75.00	80.00	85.00	85.00	260.00	293.00	293.00	100.00
12	SCA to SCSP	470.00	501.40	501.15	480.00	594.06	601.59	480.00	480.00	458.77	600.00	600.00	587.28	775.00	675.00	656.40	2805.00	2850.46	2805.19	98.41
13	Dr Ambedkar National Centre (new Scheme)	0.00	0.00	0.00	0.00	0.00	0.00	0.00	0.00	0.00	0.00	0.00	0.00	10.00	1.00	0.00	10.00	1.00	0.00	0.00
14	Dr. B.R. Ambedkar Foundation	1.00	1.00	1.00	1.00	1.00	1.00	1.00	1.00	1.00	1.00	1.00	1.00	1.00	1.00	1.00	5.00	5.00	5.00	100.00
15	Dr. B.R. Ambedkar National Center for Social Justice	0.00	0.00	0.00	0.00	0.00	0.00	0.00	0.00	0.00	0.00	0.00	0.00	0.00	0.00	0.00	0.00	0.00	0.00	0.00
16	NSKFC	30.00	21.00	20.65	30.00	30.00	30.00	30.00	30.00	30.00	40.00	40.00	40.00	50.00	45.00	45.00	180.00	166.00	165.65	99.79

17	Assistance to students belonging to SCs for pursuing study in residential public schools	88.00	53.58	78.35	75.00	87.94	87.94	80.00	105.00	105.00	144.00	144.00	125.00	125.00	103.69	528.00	515.52	518.98	100.67
18	Rajiv Gandhi National Fellowship for SCs	50.00	50.00	25.00	100.00	100.00	100.00	100.00	50.00	50.00	0.00	0.00	100.00	35.00	0.00	355.00	235.00	175.00	74.47
19	Self Employment Scheme of Liberation & Rehabilitation of Scavengers	4.00	4.00	2.89	5.00	5.00	3.89	5.00	5.00	4.63	6.00	6.00	6.00	6.00	7.07	26.00	26.00	23.09	88.81
20	National Overseas Scholarship for SCs	16.00	6.00	2.17	20.00	5.00	4.95	20.00	10.00	8.26	25.00	25.00	14.15	15.00	14.82	106.00	61.00	44.35	72.70
21	Top Class Education for SCs	0.00	0.00	0.00	54.00	54.00	53.00	0.00	0.00	0.00	0.00	0.00	0.00	0.00	0.00	54.00	54.00	53.00	98.15
22	Babu Jagjivan Ram National Foundation	0.00	0.00	0.00	0.00	0.00	0.00	0.00	0.00	0.00	0.00	0.00	0.00	200.00	200.00	200.00	200.00	0.00	0.00
23	Pre Matric Scholarship for SC Students (Class IX & X)	49.00	50.28	45.28	49.00	49.00	47.50	49.00	44.00	43.60	60.00	60.00	57.83	60.00	58.70	267.00	261.98	248.83	94.98
Total: SCD Division																			
		1521.00	1695.88	1714.85	1815.00	1815.00	1805.68	1895.00	1921.00	1933.63	3325.00	3318.00	3329.36	4054.00	4018.70	3975.00	12614.00	12768.58	12758.52

Disability Division																			
1	National Institutes for Disabled Persons	49.00	50.28	45.28	49.00	49.00	47.50	49.00	44.00	43.60	60.00	60.00	57.83	60.00	58.70	54.62	267.00	261.98	248.83
2	ADIP Scheme	70.00	70.00	49.09	79.00	79.00	60.22	79.00	70.00	67.35	100.00	90.00	69.68	100.00	80.00	75.99	428.00	389.00	322.33
3	ALIMCO	2.00	2.00	2.00	3.00	3.00	0.00	3.00	0.00	0.00	3.00	2.33	0.00	3.00	0.00	0.00	14.00	7.33	2.00
4	Rehabilitation Council of India	3.00	4.70	3.00	3.00	3.00	3.00	3.00	3.00	3.00	3.00	3.00	2.99	3.00	3.00	2.59	15.00	16.70	14.58
5	Indian Spinal Injury Centre	2.00	2.00	2.00	1.00	1.00	1.00	1.00	1.00	1.00	1.00	1.00	1.00	2.00	2.00	1.00	7.00	7.00	6.00
6	National Handicapped Finance & Development Corporation	7.00	10.00	10.00	9.00	18.00	18.00	9.00	9.00	9.00	50.00	50.00	50.00	50.00	25.00	25.00	125.00	112.00	100.00
7	Scheme for Implementation of the Persons with Disabilities Act, 1995	18.00	17.40	9.49	20.00	19.00	8.88	20.00	9.00	10.84	100.00	75.00	50.41	100.00	60.00	34.90	258.00	180.40	114.52
8	Deendayal Disabled Rehabilitation Schemes	70.00	77.00	70.57	70.00	70.00	64.70	76.00	92.99	61.56	120.00	90.00	82.27	120.00	90.00	86.16	456.00	419.99	365.26
9	Scheme of incentives to Employers in Pvt Sector for providing employment to PwDs	0.00	0.00	0.00	15.00	7.00	5.55	15.00	3.00	1.00	8.00	2.00	0.00	5.00	1.00	0.50	43.00	13.00	7.05
10	Establishment of ISLRTC	0.00	0.00	0.00	0.00	0.00	0.00	0.00	0.00	0.00	0.00	1.00	0.00	25.00	15.00	11.26	25.00	16.00	11.26

11	FA to Women with Disabilities to look after their Children after birth	0.00	0.00	0.00	0.00	0.01	0.00	0.00	5.00	0.01	0.00	0.00	0.01	0.00	0.00	0.00	15.01	0.03	0.00	0.00
12	RGNF for PwDs-M-Phil/PhD in India and Post PG Studies Abroad	0.00	0.00	0.00	0.00	0.00	0.00	0.00	0.00	0.00	0.00	0.00	11.98	0.00	0.00	0.00	11.98	0.00	0.00	0.00
13	Establishment of National Centre of Universal Design and Barrier Free Environment.	0.00	0.00	0.00	0.00	0.00	0.00	0.00	0.00	0.00	0.00	0.00	0.01	0.00	0.00	0.00	0.01	0.00	0.00	0.00
14	PMS for students with Disabilities	0.00	0.00	0.00	0.00	0.00	0.00	0.00	0.00	0.00	0.00	0.00	0.00	0.00	0.00	0.00	0.00	0.00	0.00	0.00
15	Top Class Education for PwDs	0.00	0.00	0.00	0.00	0.00	0.00	0.00	0.00	0.00	0.00	0.00	0.00	0.00	0.00	0.00	0.00	0.00	0.00	0.00
16	National Overseas Scholarship for PwDs	0.00	0.00	0.00	0.00	0.00	0.00	0.00	0.00	0.00	0.00	0.00	0.00	0.00	0.00	0.00	0.00	0.00	0.00	0.00
Total Disability Division		221.00	233.38	191.43	254.00	249.01	208.85	260.00	232.00	197.35	450.00	374.34	314.18	480.00	334.70	292.02	1665.00	1423.43	1203.83	84.57
Social Defence																				
1	National Institute for Social Defence	6.00	6.00	3.50	6.00	6.00	5.87	6.00	6.00	6.00	10.00	7.50	6.80	10.00	7.00	5.00	38.00	32.50	27.17	83.60
2	Scheme for prevention of Alcoholism & Substance (Drug) Abuse	35.00	27.00	26.11	35.00	30.00	20.83	35.00	25.00	22.79	41.00	31.00	29.31	41.00	31.00	35.33	187.00	144.00	134.37	93.31
3	Assistance to VOs. for General Grant in Aid in the field Social Defence	5.00	4.50	3.20	5.00	5.00	3.11	5.00	3.05	3.00	5.00	3.50	3.00	5.00	3.00	3.00	25.00	19.05	15.31	80.37
4	Assistance to Voluntary Organisations under the Scheme of IPOP	22.00	20.00	16.13	22.00	22.00	17.72	22.00	22.00	19.72	40.00	30.00	20.67	40.00	25.00	19.99	146.00	119.00	94.23	79.18
5	Scheme of Assistance for Establishment of OAHs for Indigent Senior Citizens	1.00	0.00	0.00	13.00	13.00	0.00	15.00	0.00	0.00	100.00	1.00	0.00	0.00	0.00	0.00	129.00	14.00	0.00	0.00
Total Social Defence		69.00	57.50	48.94	81.00	76.00	47.53	83.00	56.05	51.51	196.00	73.00	59.78	96.00	66.00	63.32	525.00	328.55	271.08	82.51
Backward Classes Division																				
1	NBCFDC	28.00	31.00	31.00	35.00	35.00	36.00	35.00	35.00	35.00	40.00	40.00	40.00	70.00	70.00	70.00	208.00	211.00	212.00	100.47
2	Pre-matric Scholarship to OBC students	25.00	25.00	25.00	30.00	30.00	32.17	30.00	30.00	31.67	50.00	50.00	44.63	50.00	45.00	40.69	185.00	180.00	174.16	96.76

3	Grant in aid to Vol. Orgns working for BCs	3.50	3.50	3.50	3.50	3.50	2.83	5.00	3.00	0.96	5.00	4.99	1.65	5.00	2.00	1.02	22.00	16.99	10.05	59.15
4	Hostels for OBC Boys & Girls	21.00	21.00	20.54	35.00	33.80	34.55	35.00	30.00	20.51	45.00	33.00	25.79	45.00	25.00	16.07	181.00	142.80	117.46	82.25
5	Post-Matric Scholarship for BCs	100.00	120.00	125.17	134.00	145.19	179.62	135.00	180.00	172.96	350.00	379.00	353.33	535.00	535.00	527.99	1254.00	1359.19	1359.07	99.99
6	Scheme for Educational and Economical Development of DNTs	0.00	0.00	0.00	0.00	0.00	0.00	5.00	0.00	0.00	10.00	0.01	0.00	5.00	0.00	0.00	20.00	0.01	0.00	0.00
7	Scheme for Educational Empowerment of Economically Backward Classes	0.00	0.00	0.00	0.00	0.00	0.00	0.00	0.00	0.00	0.00	0.00	0.00	5.00	0.00	0.00	5.00	0.00	0.00	0.00
8	National Overseas Scholarship Scheme for OBCs (New Scheme).	0.00	0.00	0.00	0.00	0.00	0.00	0.00	0.00	0.00	0.00	0.00	0.00	1.00	0.00	0.00	1.00	0.00	0.00	0.00
9	Post Matric Scholarship for EBC	0.00	0.00	0.00	0.00	0.00	0.00	0.00	0.00	0.00	0.00	0.00	0.00	0.00	0.00	0.00	0.00	0.00	0.00	0.00
10	Rajiv Gandhi National Fellowship for OBCs & EBC	0.00	0.00	0.00	0.00	0.00	0.00	0.00	0.00	0.00	0.00	0.00	0.00	0.00	0.00	0.00	0.00	0.00	0.00	0.00
11	Total Backward Classes	177.50	200.50	205.30	237.50	247.49	285.17	245.00	278.00	261.10	500.00	507.00	465.40	716.00	677.00	655.77	1876.00	1909.99	1872.74	98.05
Miscellaneous																				
1	Information & Mass Education Cell	10.40	10.40	9.72	10.40	10.40	8.54	10.40	10.40	6.04	25.00	25.00	16.11	25.00	25.00	22.27	81.20	81.20	62.68	77.19
2	Research & Training	0.50	0.31	0.30	0.50	0.50	0.20	1.00	0.95	0.20	2.00	0.41	0.18	2.00	0.35	0.20	6.00	2.52	1.08	42.86
3	Research Studies & Publications	0.60	0.80	0.76	0.60	0.60	0.18	0.60	0.60	0.06	1.00	0.25	0.23	1.00	0.25	0.14	3.80	2.50	1.37	54.80
4	Scheme for Monitoring of Schemes of Ministry through State and District level VMCS	0.00	0.00	0.00	0.00	0.00	0.00	0.00	0.00	0.00	0.00	0.00	0.00	0.00	0.00	0.00	0.00	0.00	0.00	0.00
5	Secretariat	1.00	1.23	1.30	1.00	1.00	1.06	1.00	1.00	0.93	1.00	1.00	0.90	1.00	1.00	1.01	5.00	5.23	5.20	99.43
Total Miscellaneous		12.50	12.74	12.08	12.50	12.50	9.98	13.00	12.95	7.23	29.00	26.66	17.42	29.00	26.60	23.62	96.00	91.45	70.33	76.91
Grand Total		2001.00	2200.00	2172.60	2400.00	2400.00	2357.21	2500.00	2500.00	2450.82	4500.00	4300.00	4186.14	5375.00	5123.00	5009.73	16776.00	16523.00	16176.50	97.90

Annexure 3.2
(See para 3.3.2)

**SCHEME-WISE BREAK-UP OF APPROVED PLAN OUTLAY FOR
12TH FIVE YEAR PLAN**

(Rs. in crore)

Sl. No.	Programme/Schemes	Plan Outlay Envisaged in 12th Plan
1	2	3
	SCD Bureau	
1	Post Matric Scholarship for for SCs	7120.00
2	Coaching & Allied Scheme for Weaker Sections including SCs & OBCs	57.00
3	Pradhan Mantri Adarsh Gram Yojana	4.00
4	Implementation of PCR Act 1955 and PoA Act, 1989	480.00
5	BJRCY - Girls Hostels	695.00
6	BJRCY - Boys Hostels	
7	Assistance to VOs Working for SCs	240.00
8	Pre-matric Scholarship for children of those engaged in unclean occupations.	47.00
9	SCDC- Equity support	100.00
10	Up gradation of Merit of SC Students	24.00
11	NSFDC	569.00
12	SCA to SCSP	5775.00
13	Dr Ambedkar National Centre (new Scheme)	400.00
14	Dr. B.R. Ambedkar Foundation	4.00
15	Dr. B.R. Ambedkar National Center for Social Justice	215.00
16	NSKFDC	250.00
17	Rajiv Gandhi National Fellowship for SCs	600.00
18	Self-Employment Scheme of Liberation & Rehabilitation of Scavengers	480.00
19	National Overseas Scholarship for SCs	28.00
20	Top Class Education for SCs	120.00
21	Pre Matric Scholarship for SC Students (Class IX & X)	4098.00
	Total: SCD Bureau	21306.00

SCHEME-WISE BREAK-UP OF APPROVED PLAN OUTLAY FOR 12TH FIVE YEAR PLAN

(Rs. in crore)

Sl. No.	Programme/Schemes	Plan Outlay Envisaged in 12th Plan
Social Deference		
1	National Institute for Social Defence	200.00
2	Scheme for prevention of Alcoholism & Substance (Drug) Abuse	415.00
3	Assistance to VO's. for General Grant in Aid in the field Social Defence	25.00
4	Assistance to NGOs under the Scheme of IPOP	440.00
5	Scheme of Assistance for Establishment of OAHs for Indigent Senior Citizens	0.00
6	Awareness Generation for Maintenance and Welfare of Parents and Senior Citizens Act, 2007	50.00
7	Setting up of Helpline for Senior Citizens at National level	2.00
8	Setting up of Helpline for Sr Citizens at District level (in 120 Districts @ Rs.15 lakh per District)	18.00
9	Setting up of a National Commission for Senior Citizens	70.00
10	Creation of National Trust for the Aged	70.00
11	Implementation of the National Policy on Senior Citizens	15.00
12	Detailed National Survey to assess the extent, pattern and trends on Drug and Substance Abuse in the Country	50.00
13	National Policy on Prevention of Alcoholism and Drug Abuse	15.00
14	Scheme of Integrated Programme for Rehabilitation of Beggars (IPRB)	100.00
Total : Social Defence Bureau		1470.00
Backward Classes Devt Bureau		
1	NBCFDC	500.00
2	Pre-matric Scholarship to OBC students	670.00
3	Grant in aid to Vol. Organizations working for BCs	22.00

SCHEME-WISE BREAK-UP OF APPROVED PLAN OUTLAY FOR 12TH FIVE YEAR PLAN

(Rs. in crore)

Sl. No.	Programme/Schemes	Plan Outlay Envisaged in 12th Plan
4	Hostels for OBC Boys & Girls	205.00
5	Post-Matric Scholarship for BCs	4695.00
6	Scheme for Educational and Economical Development of DNTs	13.00
7	Scheme for Educational Empowerment of Economically Backward Classes	6.00
8	NOS Scheme for OBCs	21.00
9	Post Matric Scholarship for EBC	
10	RGNF for OBCs & EBCs	42.00
11	Total: Backward Classes Bureau	6174
	Miscellaneous	
1	Information & Mass Education Cell	400.00
2	Research & Training	15.00
3	Research Studies & Publications	15.00
4	Scheme for Monitoring of Schemes of Ministry through State and District level VMCs	0.00
5	Secretariat	20.00
	Total: Miscellaneous	450.00
	Grand Total	29400

Annexure 3.3

(See para3.4.2)

SECTOR-WISE AND SCHEME-WISE ANNUAL PLAN OUTLAY FOR 2012-13 AND FINANCIAL AND PHYSICAL ACHIEVEMENTS

Sl. No.	Programme/Schemes	Revised Allocation 2012-13	Achievements		
			Financial (Amount in Rs. Crore)	Physical (As on 31.12.2012)	
				Unit	Achievement
1	2	3	4	5	6
SCD Division					
1.	Post Matric Scholarship for SC	1500	1656.60	Benef. in lakhs	40
2.	Coaching & Allied Scheme for weaker sections including SC and OBCs	6	5.38	No. of benef.	3408
3.	Pradhan Mantri Adarsh Gram Yojna	0.01	0	villages	0
4.	Implementation of PCR Act, 1955 and SC & ST (POA) Act, 1989	84	97.44		
5.	Babu Jagjivan Ram Chhatrawas Yojna (Girls Hostels)	14	20.22	seats	1200
6.	Babu Jagjivan Ram Chhatrawas Yojna (Boys Hostels)	13	15.59	seats	850
7.	Vol. Orgns. Working for SCs.	15	14.86	No. of benef.	14717
8.	Research & Training	2	2	-	
9.	Pre-matric Scholarships for children of those engaged in unclean occupation	9	10.0	benef. in lakh	3.23
10.	State Sch. Castes Development Corporation	5	5.33	Benef. in lakh	2.45
11.	Up gradation of Merit of SC Students	5	1.97	No. of benef.	1002
12.	National SC Finance and Dev Corporation	100	100	No. of benef.	19506
13.	SCA for SCSP	1050	872	Benef. in lakh	7
14.	Dr. B.R. Ambedkar Foundation	1	1	No. of benef.	1000
15.	National Safai Karamcharis Finance & Development Corporation	50	50	No. of benef.	11078

Sl. No.	Programme/Schemes	Revised Allocation 2012-13	Achievements		
			Financial (Amount in Rs. Crore)	Physical (As on 31.12.2012)	
1	2	3	4	Unit	Achievement
16.	Rajiv Gandhi National Fellowship for SCs	25	0	new fellowship	Under process
17.	Self Employment Scheme of Liberation & Rehabilitation of Scavengers	20	20	No. of benef.	513
18.	National Overseas Scholarship	6	6	students	Under process
19.	Top Class Education for SCs	15	16.67	No. of benef.	677
20.	Pre Matric Scholarship for Scheduled Caste	938.70	931.37		-
21.	B.R.Ambedkar Nation Centre for Social Justice.	0.01	0		0
22.	B.R.Ambedkar Centre	0.01	0		0
Total SCD Division		3858.73	3824.10		
Social Defence					
23.	National Institute of Social Defence	5	5	No. of benef.	369
24.	Education Work for Prohibition and Drug Abuse.	17	17.92	No. of benef.	30000
25.	Research Studies & Publications	1	1		-
26.	Information & Mass Education Cell	30	29.0		-
27.	Asstt. to VOs. for Providing Social Defence Services	3	3	No. of benef.	0
28.	Asstt. to Voluntary Organizations under the Scheme of IPOP	18	18.21	No. of benef.	11400
29.	Secretariat	1.48	1.29		-
30.	Establishment of OAH for Indigent Sr. Citizens	0.01	0		0
Total Social Defence		75.49	44.13		

Sl. No.	Programme/Schemes		Revised Allocation 2012-13	Financial (Amount in Rs. Crore)	Achievements	
					Physical (As on 31.12.2012)	
					Unit	Achievement
1	2	3	4	5	6	
	Backward Classes					
31.	National Backward Classes Finance & Development Corporation	27.65	27.65	No. of benef.		0.92
32.	Pre-matric Scholarship to BCs	50	46.52	No. of benef.		-
33.	Asstt. To Vol.Orgns for BCs	1.50	0.46	No. of benef.		350
34.	Boys & Girls Hostels for BCs	15	14.76	seats		700
35.	Post-Matric Scholarship for BCs	722.35	666.45	Benef. in lakhs		13.58
36.	Scheme for Educational and Economically Development of DNTs.	0.01	0			
37.	Gran in Aid to Non-Governmental Institutions for running Other Backward Classes Centres.	0.01	0			0
38.	Post matric Scholarship for EBC	0.01	0			0
39.	RGNF for OBC and EBC	0.01	0			0
40.	Vigilance and Monitoring Committees	0.01	0			0
	Total Backward Classes	816.55	755.84			
	Grand Total	4750.07	4657.36			

Annexure-4.1

(Para 4.2.4)

TOTAL NUMBER OF SCHEDULED CASTES AS ON 01.02.2013

Sr. No.	State/Union Territory	Number of Castes
1	Andhra Pradesh	60
2	Andman & Nicobar Island (UT)	0
3	Arunachal Pradesh	0
4	Assam	16
5	Bihar	23
6	Chandigarh (UT)	36
7	Chhattishgarh	43
8	Dadra & Nagar Haveli (UT)	4
9	Daman & Diu (UT)	5
10	NCT of Delhi (UT)	36
11	Goa	5
12	Gujarat	36
13	Haryana	37
14	Himachal Pradesh	57
15	Jammu and Kashmir	13
16	Jharkhand	22
17	Karnataka	101
18	Kerala	55
19	Lakshdweep (UT)	0
20	Madhya Pradesh	48
21	Maharashtra	59
22	Manipur	7
23	Meghalaya	16
24	Mizoram	16
25	Nagaland	0
26	Orissa	93
27	Pondicherry (UT)	16
28	Punjab	38
29	Rajasthan	59
30	Sikkim	4
31	Tamil Nadu	76
32	Tripura	34
33	Uttar Pradesh	66
34	Uttaranchal	65
35	West Bengal	60
	Total	1208

**STATE/UT-WISE DETAILS OF MEASURES TAKEN FOR IMPLEMENTATION OF THE
PROTECTION OF CIVIL RIGHTS ACT, 1955**

S. No.	States/UTs	Special Courts	Vigilance and Monitoring Committees	Special Police Stations
States				
1	Andhra Pradesh	a	a	x
2	Bihar	a	a	a
3	Chhattisgarh	a	a	a
4	Goa	a	a	x
5	Gujarat	a	a	x
6	Haryana	a	a	x
7	Himachal Pradesh	a	a	x
8	Jammu & Kashmir	x	x	x
9	Jharkhand	a	a	x
10	Karnataka	a	a	x
11	Kerala	a	a	x
12	Madhya Pradesh	a	a	a
13	Maharashtra	a	a	x
14	Odisha	a	a	x
15	Punjab	a	a	x
16	Rajasthan	a	a	x
17	Tamil Nadu	a	a	x
18	Uttar Pradesh	a	a	x
19	Uttarakhand	a	a	x
20	West Bengal	a	a	x
NE Region				
21	Assam	a	a	x
22	Arunachal Pradesh	x	x	x
23	Manipur	x	x	x
24	Meghalaya	x	x	x
25.	Mizoram	x	x	x
26	Nagaland	x	x	x
27.	Sikkim	x	a	x
28	Tripura	a	a	x
Union Territories				
29	Delhi	a	a	x
30.	Puducherry	a	a	x
31	Andaman & Nicobar Islands	a	a	a
32	Chandigarh	a	x	x
33	Dadra & Nagar Haveli	a	a	x
34	Daman & Diu	a	a	x
35	Lakshadweep	x	x	x

Note: a = Yes, x = No

Annexure- 4.3
(see para 4.3.2.4)

**CASES REGISTERED DURING 2011 UNDER THE PROTECTION OF
THE CIVIL RIGHTS ACT, 1955**

S.No.	State/Union Territory	Number of cases registered during 2011		
		Scheduled Castes	Scheduled Tribes	Total
States				
1.	Andhra Pradesh	10	3	13
2.	Gujarat	2	0	2
3.	Himachal Pradesh	3	0	3
4.	Jammu & Kashmir	1	0	1
5.	Karnataka	8	4	12
6.	Kerala	1	0	1
7.	Maharashtra	10	0	10
8.	Rajasthan	5	0	5
9.	Tamil Nadu	12	0	12
Union Territory				
10.	Puducherry	15	0	15
TOTAL		67	7	74

(Source : National Crime Records Bureau. Ministry of Home Affairs)

Note : No case was registered in 25 States/UTs viz. Arunachal Pradesh, Assam, Bihar, Chhattisgarh, Goa, Haryana, Jharkhand, Madhya Pradesh, Manipur, Meghalaya, Mizoram, Nagaland, Odisha, Punjab, Sikkim, Tripura, Uttar Pradesh, Uttarakhand, West Bengal, Andaman & Nicobar Islands, Chandigarh, Dadra & Nagar Haveli, Daman & Diu, Delhi and Lakshadweep.

**STATE-WISE CASES REGISTERED FOR OFFENCES AGAINST SCs and STs BY POLICE
AND THEIR DISPOSAL UNDER THE PCR ACT, 1955 DURING 2011**

S. No	State/UT	No. of cases registered during 2011		No. of cases with police during 2011 including B.F.		No. of cases closed by after investigation		No. of cases in which charge sheets filed in courts		No. of cases pending at the end of 2011	
States											
		SC	ST	SC	ST	SC	ST	SC	ST	SC	ST
1.	Andhra Pradesh	10	3	26	4	12	1	11	3	3	0
2.	Gujarat	2	0	2	0	0	0	2	0	0	0
3.	Himachal Pradesh	3	0	3	0	0	0	3	0	0	0
4.	Jammu & Kashmir	1	0	1	0	0	0	0	0	1	0
5.	Karnataka	8	4	16	4	1	0	10	0	5	4
6.	Kerala	1	0	1	0	0	0	0	0	1	0
7.	Maharashtra	10	0	20	0	2	0	3	0	15	0
8.	Odisha	0	0	3	0	1	0	0	0	2	0
9.	Rajasthan	5	0	5	0	0	0	5	0	0	0
10.	Tamil Nadu	12	0	14	0	12	0	1	0	1	0
11.	West Bengal	0	1	0	0	0	0	0	0	0	1
Union Territory											
12.	Delhi	0	0	1	0	0	0	0	0	1	0
13.	Puducherry	15	0	27	0	3	0	13	0	10	0
	Total	67	7	119	9	32	1	48	3	39	5

(Source: National Crime Record Bureau, Ministry of Home Affairs)

Note: No case was registered under the Act in the States/UTs Arunachal Pradesh, Assam, Bihar, Chhattisgarh, Goa, Haryana, Jharkhand, Madhya Pradesh, Manipur, Meghalaya, Mizoram, Nagaland, Punjab, Sikkim, Tripura, Uttar Pradesh, Uttarakhand, Andaman & Nicobar Islands, Chandigarh, Dadra & Nagar Haveli, Daman & Diu and Lakshadweep.

Annexure-- 4.5
(See para 4.3.2.8)

CASES RELATING TO SCs AND STs WITH COURTS UNDER THE PROTECTION OF CIVIL RIGHTS ACT, 1955, DURING THE YEAR 2011

S. No.	State/UT	Number of cases in Courts including B.F. in 2011		Cases Compounded or withdrawn		Number of cases in which trials competed				Number of cases pending with Courts at the end of 2011	
						Convicted		Acquitted or Discharged			
States											
		SC	ST	SC	ST	SC	ST	SC	ST	SC	ST
1	Andhra Pradesh	87	8	13	0	0	0	18	2	56	6
2	Gujarat	181	10	0	0	0	0	1	0	180	10
3	Himachal Pradesh	11	0	0	0	0	0	3	0	8	0
4	Jammu & Kashmir	4	0	0	0	0	0	0	0	4	0
5	Karnataka	113	12	0	0	0	0	44	12	69	0
6	Madhya Pradesh	7	0	0	0	0	0	7	0	7	0
7	Maharashtra	596	0	0	0	0	0	37	0	559	0
8	Odisha	7	0	0	0	0	0	0	3	4	0
9.	Rajasthan	5	0	0	0	5	0	0	0	0	0
10	Tamil Nadu	6	0	0	0	2	0	0	0	4	0
11	Uttar Pradesh	66	0	0	0	22	0	12	0	32	0
Union Territories											
12	Delhi	36	0	0	0	0	0	0	1	35	0
13	Puducherry	56	0	0	0	0	0	8	0	48	0
Total		1175	31	13	0	27	0	129	14	1006	17

(Source: National Crime Record Bureau, Ministry of Home Affairs)

Annexure- 4.6

{ (See para 4.3.3.3 (vii)) }

STATE/UT WISE MEASURES FOR IMPLEMENTATION AND MONITORING OF PoA ACT

States	Special Courts	Exclu- sive Spl. Courts	Spl. Public Pros- ecutors	State / District Level Vigi- lance and Monitoring Committee	Nodal Officer	Identifica- tion of Atroc- ity Prone Areas	Spl. Of- ficer	Spl. Police Stations
States								
1 Andhra Pradesh	a	a	a	a	a	a	a	x
2 Bihar	a	a	a	a	a	a	a	a
3 Chhattisgarh	a	a	a	a	a	x	a	a
4 Goa	a	x	a	a	a	x	x	x
5 Gujarat	a	a	a	a	a	a	a	x
6 Haryana	a	x	a	a	a	x	x	x
7 Himachal Pradesh	a	x	a	a	a	x	x	x
8 Jammu & Kashmir	PoA Act does not extend to the State							
9 Jharkhand	a	x	a	a	a	a	a	x
10 Karnataka	a	a	a	a	a	a	a	x
11 Kerala	a	a	a	a	a	a	x	x
12 Madhya Pradesh	a	a	a	a	a	a	a	a
13 Maharashtra	a	x	a	a	a	a	x	x
14 Orissa	a	x	a	a	a	a	a	x
15 Punjab	a	x	a	a	a	x	x	x
16 Rajasthan	a	a	a	a	a	a	a	x
17 Tamil Nadu	a	a	a	a	a	a	x	x
18 Uttar Pradesh	a	a	a	a	a	a	a	x
19 Uttarakhand	a	x	a	a	a	x	x	x
20 West Bengal	a	x	a	a	a	x	x	x
NE Region								
21 Arunachal Pradesh	a	x	a	x	x	x	x	x
22 Assam	a	x	a	a	a	x	a	x
23 Manipur	a	x	a	x	a	x	x	x
24 Meghalaya	a	x	a	x	x	x	x	x
25 Mizoram	a	x	a	x	x	x	x	x
26 Nagaland	a	x	a	a	a	x	x	x
27 Sikkim	a	x	a	a	x	x	x	x
28 Tripura	a	x	a	a	a	x	x	x
Union Territories								
29 Delhi	a	x	a	a	a	x	x	x
30 Puducherry	a	x	a	a	a	x	x	x
31 Andaman & Nico- bar Islands	a	x	a	a	x	x	x	x
32 Chandigarh	a	x	a	a	a	x	x	x
33 Dadra & Nagar Haveli	a	x	a	a	a	x	x	x
34 Daman & Diu	a	x	a	a	a	x	x	x
35 Lakshadweep	a	x	a	x	x	x	x	x

Note: a =Yes, x =No

**STATE-WISE CASES REGISTERED DURING 2011 UNDER THE SCHEDULED CASTES
AND THE SCHEDULED TRIBES (PREVENTION OF ATROCITIES) ACT, 1989**

S. No	State/Union Territory	Number of Cases registered during the year 2011			SC population as per 2001 Census and its % to total population (In lakhs)	ST population as per 2001 Census and its % to total population (In lakhs)	Number of Cases registered per lakh population as per 2001 Census	
		SC	ST	Total			SC	ST
1	2	3	4	5	6	7	8	9
States								
1.	Uttar Pradesh	7702	35	7737	351.5(21.7)	1.0(0.1)	21.9	35
2.	Rajasthan	5177	1263	6440	96.9 (17.2)	71.0 (12.6)	53.4	17.8
3.	Andhra Pradesh	4006	802	4808	123.3 (16.2)	50.2 (6.6)	32.5	16.0
4.	Madhya Pradesh	3245	1284	4529	91.5 (15.2)	122.3(20.3)	35.5	10.5
5.	Bihar	3623	97	3720	130.4 (15.7)	7.6 (0.9)	27.9	12.7
6.	Karnataka	2473	281	2754	85.6 (16.2)	34.6 (6.6)	28.9	8.1
7.	Odisha	1455	484	1939	60.8 (16.5)	81.4 (22.1)	23.9	5.9
8.	Maharashtra	1133	321	1454	98.8 (10.2)	85.7 (8.9)	11.5	3.7
9.	Tamil Nadu	1379	23	1402	118.6(19.0)	6.5 (1.0)	11.6	3.5
10.	Gujarat	1061	153	1214	36.0 (7.1)	75.0 (14.8)	29.5	2.0
11.	Kerala	760	231	991	31.2 (9.8)	3.6 (1.1)	24.4	64.2
12.	Jharkhand	636	309	945	32.0 (11.8)	70.9 (26.3)	19.9	4.4
13.	Chhattisgarh	253	336	589	24.1 (11.6)	66.1 (31.8)	10.5	5.1
14.	Haryana	408	0	408	41.0 (1.3)	Nil	10.0	Nil
15.	West Bengal	59	41	100	184.5 (23.0)	44.1 (5.5)	0.3	0.9
16.	Himachal Pradesh	91	4	95	15.0 (24.7)	2.4 (4.0)	6.1	1.7
17.	Punjab	90	0	90	70.3 (28.9)	Nil	1.3	Nil
18.	Tripura	22	30	52	5.6 (17.4)	9.9 (31.1)	3.9	3.0
19.	Arunachal Pradesh	0	34	34	0.06 (0.6)	7.0 (64.2)	Nil	4.9
20.	Uttarakhand	32	0	32	15.2 (17.9)	2.6 (3.0)	2.1	0
21.	Sikkim	9	8	17	0.03 (5.0)	1.1 (20.6)	300	7.3
22.	Goa	4	1	5	0.24 (1.8)	0.06 (0.0)	16.7	16.7

S. No	State/Union Territory	Number of Cases registered during the year 2011			SC population as per 2001 Census and its % to total population (In lakhs)	ST population as per 2001 Census and its % to total population (In lakhs)	Number of Cases registered per lakh population as per 2001 Census	
		SC	ST	Total	SC	ST	SC	ST
1	2	3	4	5	6	7	8	9
23.	Assam	0	2	2	18.3 (6.9)	33.0 (12.4)	Nil	0.06
24.	Manipur	0	1	1	0.60 (2.8)	7.4 (34.2)	Nil	0.1
25.	Meghalaya	0	0	0	0.1 (0.5)	19.9 (85.9)	Nil	Nil
26.	Mizoram	0	0	0	0.003 (0.0)	8.4 (94.5)	Nil	Nil
27.	Nagaland	0	0	0	Nil	17.74	Nil	Nil
28.	Jammu & Kashmir	POA Act, 1989 does not extend in the State			7.7 (7.6)	11.0 (10.9)	Nil	Nil
Union Territories								
29.	Delhi	28	0	28	23.4 (16.9)	Nil	1.2	Nil
30.	Andaman & Nicobar Islands	0	7	7	Nil	0.3 (8.3)	Nil	23.3
31.	Puducherry	3	0	3	1.6 (16.2)	Nil	1.9	Nil
32.	Dadra & Nagar Haveli	1	2	3	0.04 (3.1)	0.14 (8.8)	25	14.3
33.	Chandigarh	2	0	2	1.6 (17.5)	Nil	1.3	Nil
34.	Daman & Diu	0	0	0	0.04 (3.1)	0.14 (8.8)	50.0	Nil
35.	Lakshadweep	0	0	0	Nil	0.57 (94.5)	Nil	Nil
Total		33652	5749	39401	-	-	-	-

Source in regard to cases registered: National Crime Records Bureau, Ministry of Home Affairs.

**CASES REGISTERED BY POLICE AND THEIR DISPOSAL UNDER THE
SCHEDULED CASTES AND THE SCHEDULED TRIBES (PREVENTION OF ATROCITIES)
ACT, 1989 DURING THE YEAR 2011.**

SCHEDULED CASTES

S. No.	State/UT	Number of cases registered during 2011	Number of cases with police during 2011 including B.F.	Number of cases closed by Police after investigation	Number of cases charge sheeted in courts	Number of cases pending with police at the end of 2011
States						
1	Andhra Pradesh	4006	5999	1664	1973	2362
2	Bihar	3623	8150	1150	3857	3143
3	Chhattisgarh	253	307	6	219	82
4	Goa	4	5	1	1	3
5	Gujarat	1061	1176	57	977	142
6	Haryana	408	465	109	275	81
7	Himachal Pradesh	91	126	35	62	29
8	Jharkhand	636	1134	256	304	574
9	Karnataka	2473	3084	499	1958	627
10	Kerala	760	1008	294	346	368
11	Madhya Pradesh	3245	3431	67	3147	217
12	Maharashtra	1133	1544	159	922	463
13	Odisha	1455	2743	253	1396	1094
14	Punjab	90	131	28	50	53
15	Rajasthan	5177	5606	3010	2230	366
16	Tamil Nadu	1379	2033	381	884	768
17	Uttar Pradesh	7702	8424	1975	5818	631
18	Uttarakhand	32	37	13	21	3
19	West Bengal	59	145	4	37	104
NE Region						
20	Assam	0	106	6	8	92
21	Sikkim	9	10	1	7	2
22	Tripura	22	22	0	14	8
Union Territories						
23	Delhi	28	108	0	12	96
24	Puducherry	3	4	0	3	1
25	Chandigarh	2	4	0	0	4
26	D & NH	1	1	0	0	1
27	Daman & Diu	0	1	0	0	1
Total		33652	45804	9968	24521	11315

(Source: National Crime Record Bureau, Ministry of Home Affairs)

**CASES REGISTERED BY POLICE AND THEIR DISPOSAL UNDER THE
SCHEDULED CASTES AND THE SCHEDULED TRIBES (PREVENTION OF ATROCITIES)
ACT, 1989 DURING THE YEAR 2011.**

SCHEDULED TRIBES

S. No.	State/UT	Number of cases registered during 2011	Number of cases with police during 2011 including B.F.	Number of cases closed by Police after investigation	Number of cases charge sheeted in courts	Number of cases pending with police at the end of 2011
States						
1	Andhra Pradesh	802	1194	271	511	412
2	Bihar	97	253	58	88	107
3	Chhattisgarh	336	402	10	340	52
4.	Goa	1	1	0	0	1
5	Gujarat	153	174	10	141	23
6	Himachal Pradesh	4	5	0	1	4
6	Jharkhand	309	491	143	142	206
7	Karnataka	281	408	74	234	100
8	Kerala	231	267	63	78	126
9	Madhya Pradesh	1284	1375	29	1246	101
10	Maharashtra	321	434	39	286	109
11	Odisha	484	763	32	427	304
12	Rajasthan	1263	1408	795	511	102
13	Tamil Nadu	23	28	4	4	20
14.	West Bengal	41	102	12	25	65
NE REGION						
15	Arunachal Pradesh	802	1194	271	511	412
16	Assam	2	97	6	11	80
17	Manipur	1	30	28	0	2
18	Sikkim	0	8	2	6	0
19	Tripura	30	35	3	21	11
UNION TERRITORIES						
20	A & N Islands	7	9	0	7	2
21	D & N Haveli	2	4	2	1	1
22	Daman & Diu	0	1	0	0	1
Total		5749	7560	1588	4129	1843

Source: National Crime Record Bureau, Ministry of Home Affairs

CASES WITH COURTS UNDER THE SCHEDULED CASTES AND THE SCHEDULED TRIBES (PREVENTION OF ATROCITIES) ACT, 1989 DURING THE YEAR 2011.

SCHEDULED CASTES

S. No.	State/UT	Number of cases in Courts including B.F. in 2011	Cases Compounded or withdrawn	Number of cases in which trials competed		Number of cases pending with Courts at the end of 2011
				Convicted	Acquitted or Discharged	
States						
1	Andhra Pradesh	6445	73	256	1929	4187
2	Bihar	11476	0	196	1661	9619
3	Chhattisgarh	1488	18	109	286	1075
4	Goa	8	0	0	2	6
5	Gujarat	8805	5	14	641	8145
6	Haryana	830	0	34	228	568
7	Himachal Pradesh	228	2	2	32	192
8	Jharkhand	1056	1	66	175	814
9	Karnataka	7339	19	105	1399	5816
10	Kerala	1455	2	17	178	1258
11	Madhya Pradesh	13227	124	891	1935	10277
12	Maharashtra	633	8	45	732	5548
13	Odisha	7516	0	105	1087	6324
14	Punjab	230	0	9	34	187
15	Rajasthan	11840	211	772	923	9934
16	Tamil Nadu	3653	0	293	504	2856
17	Uttar Pradesh	25721	14	3848	2675	19184
18	Uttarakhand	175	0	26	16	133
19	West Bengal	70	0	0	8	62
NE Region						
20	Arunachal Pradesh	2	0	0	0	2
21	Assam	135	0	1	23	111
22	Sikkim	20	1	7	1	11
23	Tripura	18	0	1	4	13
Union Territories						
24	Chandigarh	4	0	0	0	4
25	D & N Haveli	4	0	0	0	4
26	Delhi	61	0	3	11	47
27	Puducherry	15	0	1	1	13
Total		108154	478	6801	14485	86390

Source: National Crime Record Bureau, Ministry of Home Affairs

CASES WITH COURTS UNDER THE SCHEDULED CASTES AND THE SCHEDULED TRIBES (PREVENTION OF ATROCITIES) ACT, 1989 DURING THE YEAR 2011.

SCHEDULED TRIBES

S. No.	State/UT	Number of cases in Courts including B.F. in 2011	Cases Compounded or withdrawn	Number of cases in which trials competed		Number of cases pending with Courts at the end of 2011
				Convicted	Acquitted or Discharged	
States						
1	Andhra Pradesh	1449	10	41	471	927
2	Bihar	245	0	12	45	188
3	Chhattisgarh	2038	33	137	293	1575
4	Goa	1	0	0	0	1
5	Gujarat	1750	6	4	92	1648
6	Himachal Pradesh	2	0	0	0	2
7	Jharkhand	584	1	38	134	411
8	Karnataka	884	0	7	162	715
9	Kerala	367	0	6	33	328
10	Madhya Pradesh	4755	52	301	893	3509
11	Maharashtra	2133	2	8	198	1925
12	Odisha	3133	0	43	426	2664
13	Rajasthan	2423	51	126	365	1881
14	Tamil Nadu	74	0	0	6	68
15	Uttar Pradesh	60	0	6	2	52
16	Uttarakhand	0	0	0	0	0
17	West Bengal	71	0	0	4	67
NE Region						
18	Arunachal Pradesh	283	1	16	5	261
19	Assam	139	0	1	16	122
20	Sikkim	15	1	7	3	4
21	Tripura	38	0	1	11	26
Union Territories						
22	A&N Islands	26	0	0	0	26
23	D & N Haveli	26	0	0	0	26
24	Daman & Diu	1	0	0	0	1
25	Lakshadweep	1	0	0	0	1
Total		20498	157	755	3159	16427

Annexure 4.10
(Para 4.4.1A)

**STATE-WISE STATUS OF IMPLEMENTATION OF SELF EMPLOYMENT SCHEME FOR
REHABILITATION OF MANUAL SCAVENGERS (SRMS)**

S. No.	Name of State/UT	No. of Manual scavengers/ Dependents	No. of beneficiaries desirous of training	No. of beneficiaries provided training	Beneficiaries who cannot be provided loan		No. of benefi- ciaries to be provided loan (3-6)	Number of benefi- ciaries provided loan
					Number	% to col. 3		
(1)	(2)	(3)	(4)	(5)	(6)	(7)	(8)	(9)
1	Assam	8434	3224	3224	2891	34.3	5543	5543
2	Bihar	15352	2400	2400	7343	47.8	8009	8009
3	Delhi	1085	100	100	548	50.5	537	537
4	Gujarat	8740	2553	2553	4531	51.8	4209	4209
5	Himachal Pradesh	3296	617	617	1790	54.3	1506	1506
6	Jammu & Kashmir	371	117	117	288	77.6	83	83
7	Jharkhand	5750	5750	5750	2871	49.9	2879	2879
8	Karnataka	10	0	0	1	10.0	9	9
9	Madhya Pradesh	15213	14037	14037	1953	12.8	13260	13260
10	Maharashtra	11227	3655	3655	1342	12.0	9885	9885
11	Meghalaya	370	0	0	240	64.9	130	130
12	Odisha	17533	69	69	3456	19.7	14077	14077
13	Puducherry	30	12	12	0	0.0	30	30
14	Rajasthan	1476	843	843	544	36.9	932	932
15	Tamil Nadu	11896	5419	5419	1544	13.0	10352	10352
16	Uttar Pradesh	9548	3744	3744	6387	66.9	3161	3161
17	Uttarakhand	1435	240	240	1031	71.8	404	404
18	West Bengal	6708	1129	1129	2773	41.3	3935	3935
Grand Total		118474	43909	43909	39533	33.4	78941	78941

**PROGRESS OF VERIFICATION OF DATA OF MANUAL SCAVENGERS
PROVIDED BY NGOS AND REHABILITATION OF REMAINING
MANUAL SCAVENGERS - UPTO 31.3.2013**

S. NO.	State	No. of Manual Scavengers			
		Total no. reported by NGOs and verified by States	Found eligible for assistance	Rehabili- tated till date (out of col. 4)	Remaining to be rehabili- tated (col. 4-5)
(1)	(2)	(3)	(4)	(5)	(6)
1.	Assam	22	11	11	0
2.	Bihar	944	8	8	0
3.	Chhattisgarh	1	0	0	0
4.	Gujarat	4	0	0	0
5.	Himachal Pradesh	28	0	0	0
6.	J & K	161	0	0	0
7.	Jharkhand	12	15	15	0
8.	Madhya Pradesh	1408	20	20	0
9.	Maharashtra	70	34	34	0
10.	Orissa	87	18	18	0
11.	Punjab	13	0	0	0
12.	Rajasthan	1241	97	0	97
13.	Uttar Pradesh	6226	406	406	0
14.	Uttarakhand	451	16	16	0
15.	West Bengal	29	0	0	0
Total		10697	625	528	97

Annexure 4.12
(Para 4.4.1E)

STATE/UT -WISE NO. OF INSANITARY LATRINES

S. No.	State/UT	Total number of households	No. of Households by type of Insanitary Latrines					
			Total					
			Nightsoil disposed into open drain	Serviced Manually	Sub Total (4+5)	Serviced by animal	Total (6+7)	% of households with insanitary latrines
(1)	(2)	(3)	(4)	(5)	(6)	(7)	(8)	(9)
	ALL INDIA	246,692,667	1,314,652	794,390	2,109,042	497,236	2,606,278	1.06
1	UTTAR PRADESH	32,924,266	151,717	326,082	477,799	80,291	558,090	1.70
2	WEST BENGAL	20,067,299	78,446	130,330	208,776	72,289	281,065	1.40
3	JAMMU & KASHMIR	2,015,088	64,479	178,443	242,922	13,109	256,031	12.71
4	ANDHRA PRADESH	21,024,534	165,673	10,357	176,030	52,767	228,797	1.09
5	MAHARASHTRA	23,830,580	154,331	9,622	163,953	45,429	209,382	0.88
6	TAMIL NADU	18,493,003	149,455	27,659	177,114	26,020	203,134	1.10
7	ASSAM	6,367,295	54,381	22,139	76,520	35,394	111,914	1.76
8	RAJASTHAN	12,581,303	94,061	2,572	96,633	8,781	105,414	0.84
9	KARNATAKA	13,179,911	61,802	7,740	69,542	28,995	98,537	0.75
10	BIHAR	18,940,629	39,246	13,587	52,833	35,009	87,842	0.46
11	ODISHA	9,661,085	30,567	26,496	57,063	24,222	81,285	0.84
12	NCT OF DELHI	3,340,538	68,424	583	69,007	633	69,640	2.08
13	MADHYA PRADESH	14,967,597	41,363	5,664	47,027	13,948	60,975	0.41
14	PUNJAB	5,409,699	28,274	3,465	31,739	9,460	41,199	0.76
15	MANIPUR	507,152	27,713	10,062	37,775	2,964	40,739	8.03
16	HARYANA	4,717,954	32,432	1,343	33,775	4,752	38,527	0.82
17	GUJARAT	12,181,718	25,234	2,566	27,800	4,890	32,690	0.27
18	JHARKHAND	6,181,607	9,317	1,836	11,153	5,986	17,139	0.28
19	KERALA	7,716,370	12,052	3,011	15,063	1,713	16,776	0.22

S. No.	State/UT	Total number of households	No. of Households by type of Insanitary Latrines					
			Total					% of households with insanitary latrines
			Nightsoil disposed into open drain	Serviced Manually	Sub Total (4+5)	Serviced by animal	Total (6+7)	
(1)	(2)	(3)	(4)	(5)	(6)	(7)	(8)	(9)
20	UTTARAKHAND	1,997,068	6,730	4,701	11,431	2,562	13,993	0.70
21	ARUNACHAL PRADESH	261,614	1,865	1,059	2,924	9,579	12,503	4.78
22	CHATTISGARH	5,622,850	4,881	736	5,617	3,484	9,101	0.16
23	TRIPURA	842,781	3,760	830	4,590	3,733	8,323	0.99
24	MEGHALAYA	538,299	1,792	1,962	3,754	4,126	7,880	1.46
25	NAGALAND	399,965	1,208	786	1,994	2,481	4,475	1.12
26	HIMACHAL PRADESH	1,476,581	3,069	310	3,379	561	3,940	0.27
27	GOA	322,813	667	-	667	3,151	3,818	1.18
28	MIZORAM	221,077	583	121	704	562	1,266	0.57
29	PUDUCHERRY	301,276	638	133	771	88	859	0.29
30	DADRA & NAGAR HAVELI	73,063	55	168	223	28	251	0.34
31	ANDAMAN & NICOBAR ISLANDS	93,376	151	11	162	57	219	0.23
32	SIKKIM	128,131	93	-	93	126	219	0.17
33	CHANDIGARH	235,061	164	-	164	32	196	0.08
34	DAMAN & DIU	60,381	29	16	45	14	59	0.10
35	LAKSHADWEEP	10,703	-	-	-	-	-	-

Source: Census, 2011

Annexure 4.13
(See Para 4.6.1)

**STATE/U.T.-WISE CENTRAL ASSISTANCE RELEASED & BENEFICIARIES
COVERED DURING THE YEAR 2010-11 TO 2012-13 UNDER POST
MATRIC SCHOLARSHIP FOR SC STUDENTS(Rs. in lakhs)**

S. No.	State/UT	2010-11		2011-12		2012-13	
		Funds released	No.of ben- eficiaries	Funds released	No.of ben- eficiaries	Funds released	No.of Anticipated beneficiaries
1	Andhra Pradesh	57023.64	576943	64360.00	623098	7900.78	627265
2	Assam	504.99	7074	1310.00	22752	2447.26	55156
3	Bihar	3472.07	81397	5714.75	125210	6234.04	126200
4	Chhattisgarh	1207.79	75325	4601.07	82857	3129.30	97410
5	Goa	18.05	123	6.26	186	2.23	200
6	Gujarat	5560.09	87624	3599.08	95696	5615.52	150397
7	Haryana	3600.00	60813	13702.47	68460	1329.30	71737
8	H.P.	0.00	9683	500.00	14065	2931.73	17582
9	J&K	100.00	4760	359.05	7387	67.60	18966
10	Jharkhand	100.00	8276	1045.93	12393	82.68	15529
11	Karnataka	15718.29	219437	11224.99	289659	4830.98	297180
12	Kerala	2400.00	105206	0.00	110462	0.00	130000
13	M.P.	6721.19	209645	15311.66	227652	9114.60	289490
14	Maharashtra	28161.01	431373	45339.90	540408	22755.90	474183
15	Manipur	100.00	3774	397.98	4169	176.10	0
16	Meghalaya	0.00	N.R.	14.30	236	13.52	263
17	Odisha	2697.51	78733	3974.64	97837	344.17	84674
18	Punjab	5814.58	82984	5095.92	84950	398.92	139870
19	Rajasthan	3900.00	237003	2982.32	260703	6013.35	243077
20	Sikkim	16.56	359	31.91	385	16.70	360
21	Tamil Nadu	17847.60	703417	14338.38	736417	14239.39	650872
22	Tripura	498.25	21583	1171.82	29317	1099.59	29073
23	Uttar Pradesh	49803.76	737502	50537.24	773000	70817.35	995339
24	Uttarakhand	2155.15	57108	3376.54	62494	1919.12	76790
25	West Bengal	2200.00	483999	20738.22	526025	3772.66	550747
26	Daman &Diu	0.00	92	15.01	111	0.73	0
27	D&N Haveli	0.00	0.00	0.00	0.00	0.00	21173
28	Delhi	0.00	0.00	979.40	16410	161.78	0
29	Puducherry	100.00	8104	405.60	8385	49.10	8968
30	Mizoram	0.00	0.00	0.00	125	0.00	0
Total		209721	4292337	271134.44	4820849	16564.65	5172501
							(anticipated)

N.R. – Not reported

Annexure-4.14

(See Para 4.6.2)

**STATE-WISE FINANCIAL AND PHYSICAL PROGRESS DURING
2010-11 TO 2012-13 UNDER CENTRALLY SPONSORED SCHEME
OF PRE-MATRIC SCHOLARSHIP TO THE CHILDREN OF THOSE ENGAGED IN UNCLEAN
OCCUPATIONS**

S. No	Name of State/ UT	2010-11		2011-12		2012-13	
		Released (Rs.in lakh)	No. of beneficia-ries	Released (Rs.in lakh)	No. of beneficia-ries	Released (Rs. in lakh)	No. of beneficaris (Anticipated)
1	Andhra Pradesh	880.00	35550	0.00	16603	0.00	0.00
2	Assam	0.00	5403	109.89	5405	0.00	0.00
3	Bihar	117.59	8121	122.89	9280	0.00	0.00
4	Chhattisgarh	170.73	21356	226.25	23492	69.19	23889
5	Delhi	0.00	0	0.00	0	0.00	0.00
6	Goa	0.50	152	2.61	200	0.00	0.00
7	Gujarat	3658.52	282271	3142.04	306970	558.44	317901
8	Haryana	0.00	N.R.	0.00	0	0.00	0.00
9	Himachal Pradesh	0.00	N.R.	6.86	1586	26.16	1818
10	Jammu & Kashmir	0.00	3836	0.00	4336	0.00	0.00
11	Jharkhand	0.00	1688	0.00	N.R.	0.00	0.00
12	Karnataka	0.00	2787	87.91	4054	0.00	0.00
13	Kerala	15.00	1072	3.00	1291	11.28	1687
14	Madhya Pradesh	0.00	31699	318.34	35448	0.00	0.00
15	Maharashtra	0.00	65567	794.99	102317	0.00	0.00
16	Mizoram	0.00	0.00	0.00	0.00	4.15	118
17	Odisha	0.00	1238	48.14	1843	0.00	0.00
18	Pondicherry	6.00	1600	0.00	N.R.	0.00	0.00
19	Punjab	112.07	6620	34.00	6731	0.00	0.00
20	Rajasthan	568.76	84839	1354.41	95170	318.00	104058
21	Sikkim	0.00	N.R.	0.00	0	0.00	0.00
22	Tamil Nadu	236.00	52640	55.89	61354	0.00	0.00
23	Tripura	41.70	3984	42.26	4310	12.73	5019
24	Uttar Pradesh	0.00	N.R.	0.00	N.R.	0.00	0.00
25	Uttaranchal	1.00	1128	0.00	1608	0.00	0.00
26	West Bengal	39.90	2592	15.68	4239	0.00	0.00
Total		5847.77	614143	6365.16	686237	999.95	454490

Annexure-4.15

**STATEWISE CENTRAL ASSISTANCE RELEASED & BENEFICIARIES COVERED DURING
THE YEAR 2009-10 TO 2011-12 AND 2012-13 UNDER UNDER BABU JAGJIVAN
RAM CHHATRAWAS YOJNA (SC GIRLS HOSTEL)**

SC GIRLS HOSTEL

Rs. in Lakhs

Sl. No.	State	2009-10			2010-11			2011-12			2012-13		
		Exp	Benef.	No. of Hostels	Exp	Benef.	No. of Hostels	Exp	Benef.	No. of Hostels	Exp	Benef.	No. of Hostels
1	A.P.	0	0	0	600.0	300	3	0	0	0	0	0	0
2	Bihar	0	0	0	0	0	0	687.74	400	4	0	0	0
3	Chatisgarh	0	0	0	0	0	0	0	0	0	0	0	0
4	Gujarat	0	0	0	0	0	0	0	0	0	220.99	600	6
5	Haryana	187.57	arrear	arrear	365.0	200	2	0	0	0	300	400	4
6	H.P.	0	0	0	496.4	269	3	0	0	0	0	0	0
7	J&K	0	0	0	0	0	0	0	0	0	0	0	0
8	Jharkhand	0	0	0	45.0	arrear	0	0	0	0	200	300	5
9	Karnataka	202.4	96	1	340.0	200	2	0	0	0	0	0	0
10	Kerala	0	0	0	0	0	0	200.0	100	1	0	0	0
11	Madhya Pradesh	250	200	4	342.0	150	3	0	0	0	0	0	0
12	Maharashtra	0	0	0	717.1	572	9	2427.0	1100	10	100	100	1
13	Orissa	0	0	0	0	0	0	0	0	0	0	0	0
14	Punjab	0	0	0	0	0	0	0 *	100	1	0	0	0
15	Rajasthan	1706.75	975	13	584.0	300	5	0	0	0	100	100	1
16	Tamil Nadu	0	0	0	0	0	0	0	0	0	0	0	0
17	UP	0	0	0	688.1	350	4	0	0	0	0	0	0
18	Uttrakhand	89.29	50	1	0	0	0	0	0	0	0	0	0
19	WB	0	0	0	204.4	165	2	516.67	600	6	1098.4	900	10
	N.E. States												
1	Arunachal Pradesh	0	0	0	0	0	0	0	0	0	0	0	0
2	Assam	0	0	0	0	0	0	0	0	0	100	56	1
3	Tripura	0	0	0	0	0	0	0	0	0	0	0	0
4	Manipur	0	0	0	0	0	0	0	0	0	51.61	400	4
5	Meghalaya	0	0	0	0	0	0	0	0	0	0	0	0
6	Mizoram	0	0	0	0	0	0	0	0	0	0	0	0
7	Nagaland	0	0	0	0	0	0	0	0	0	0	0	0
8	Sikkim	0	0	0	0	0	0	0	0	0	0	0	0
	U.T.s												
1	Chandigarh	0	0	0	0	0	0	0	0	0	0	0	0
2	Delhi	0	0	0	9.0	SPA	0	0	0	0	0	0	0
3	Puducherry	100.0	100	1	0	0	0	0	0	0	0	0	0
	TOTAL	2536.01	1421	20	4391.0	2506	33	3831.41	2300	22	2171.00	2856	32

* PUNJAB:(2011-12): One girls hostel sanctioned to Punjabi University, Patiala in 2011-12. The unspent balance of previous grant Rs. 99.318 lakhs has been adjusted and treated as 1st installment for 2011-12. No fund was released in 2011-12.

Annexure 4.16

(see para 4.63)

**STATEWISE CENTRAL ASSISTANCE RELEASED & BENEFICIARIES COVERED DURING THE
YEAR 2009-10 TO 2011-12 AND 2012-13 UNDER BABU JAGJIVAN RAM CHHATRAWAS
YOJNA (SC BOYS HOSTEL)**

SC BOYS HOSTEL		Rs. in Lakhs											
S.No.	States/UTs	2009-10			2010-11			2011-12			2012-13		
		Exp	Benef	No. of Hostels	Exp	Benef	No. of Hostel	Exp	Benef	No. of Hostels	Exp	Benef	No. Of Hostels
1	A.P.	0	0	0	0	0	0	0	0	0	0	0	0
2	Bihar	0	0	0	631.4	800	8	0	0	0	0	0	0
3	Chatisgarh	33.75	150	3	0	0	0	0	0	0	0	0	0
4	Gujarat	0	0	0	0	0	0	0	0	0	409.32	600	6
5	Haryana	2.98	arrear	arrear	90	100	1	0	0	0	0	0	0
6	H.P.	0	0	0	108.1	167	2	0	0	0	0	0	0
7	J&K	0	0	0	0	0	0	0	0	0	0	0	0
8	Jharkhand	0	0	0	0	0	0	0	0	0	100	200	4
9	Karnataka	0	0	0	0	0	0	0	0	0	0	0	0
10	Kerala	54.75	60	2	60	60	1	0	0	0	0	0	0
11	M.P.	180.7	250	5	168.6	150	3	0	0	0	0	0	0
12	Maharashtra	0	0	0	567.0	567	9	1870.0	1800	18	0	0	0
13	Orissa	0	0	0	0	0	0	0	0	0	0	0	0
14	Punjab	0	0	0	0	0	0	90	100	1	0	0	0
15	Rajasthan	191	275	10	384.0	400	8	111.0	arrear	arrear	180	100	1
16	Tamil Nadu	0	0	0	0	0	0	0	0	0	0	0	0
17	UP	157.05	arrear	0	294.0	200	2	99.0	100	1	0	0	0
18	Uttrakhand	0	0	0	0	0	0	0	0	0	0	0	0
19	WB	0	0	0	950.0	550	2	590.0	656	6	549.83	550	6
N.E. STATES													
1	Arunachal Pradesh	0	0	0	0	0	0	0	0	0	0	0	0
2	Assam	0	0	0	75.0	150	4	0	0	0	0	0	0
3	Tripura	0	0	0	0	0	0	0	0	0	47.04	50	1
4	Manipur	0	0	0	0	0	0	0	0	0	123.81	200	2
5	Meghalaya	0	0	0	0	0	0	0	0	0	0	0	0
6	Mizoram	0	0	0	0	0	0	0	0	0	0	0	0
7	Nagaland	0	0	0	0	0	0	0	0	0	0	0	0
8	Sikkim	0	0	0	0	0	0	0	0	0	0	0	0
U.T.s													
1	Delhi	0	0	0	0	0	0	0	0	0	0	0	0
2	Puducherry	0	0	0	100.0	100	1	0	0	0	0	0	0
3	Chandigarh	0	0	0	0	0	0	0	0	0	0	0	0
TOTAL		620.23	735	20	3428.1	3244	41	2760.0	2656	26	1410.00	1700	20

Annexure-4.17
(see para 4.64)

**STATE-WISE CENTRAL ASSISTANCE RELEASED & BENEFICIARIES COVERED
DURING THE YEAR 2010-11 TO 2012-13 UNDER UPGRADATION OF
MERIT SCHEME FOR SC STUDENTS**

Rs. in Lakhs

S. No.	States/Union Territories	2009-10		2010-11		2011-12		2012-13	
		Amount Released	No of beneficiaries	Amount Released	No. of beneficiaries	Amount Released	No. of beneficiaries	Amount Released	No. of beneficiaries
1	Andhra Pradesh	0	0	88.80	592	44.40	296	0.00	0
2	Bihar	0	0	43.75	292	43.80	292	0.00	0
3	Chhattisgarh	0	0	21.60	70	12.26	61	10.94	105
4	Gujarat	0.60	0	0	0	18.60	186	8.09	92
5	Haryana	0	0	3.75	25	13.20	88	9.60	64
6	Himachal Pradesh			0	0	0.00	0	0.30	2
7	Jharkhand	0	0	7.00	70	0.00	0	0.00	0
8	Karnataka	28.20	188	16.20	188	17.70	188	23.70	188
9	Kerala	0	0	4.77	40	3.85	40	6.00	40
10	Madhya Pradesh	153.76	1176	3.72	392	58.80	392	58.80	392
11	Punjab			0.00	0	0.00	0	4.04	27
12	Rajasthan	8.44	88	6.86	84	6.86	85	11.79	86
13	Uttar Pradesh	0	0	73.18	1008	6.56	295	39.71	371
14	Uttarakhand	0	0	0	0	10.46	73	2.55	17
15	West Bengal	0	0	0	0	32.80	368	0.00	0
	NE Region								
1	Assam	0	0	13.80	92	3.45	23	3.45	23
2	Nagaland	0	0	0	0	12.00	80	12.00	80
3	Sikkim	3.00	20	3.00	20	3.00	20	3.00	20
4	Tripura	6.00	40	3.00	20	3.00	20	3.00	20
	Total	200.00	1512	289.43	2893	290.74	2507	196.97	1527

Annexure-4.18

(see para 4.6.5)

**THE STATE/UTS WHICH HAVE RELEASE CA UNDER PRE-MATRIC
SCHOLARSHIP OF IX & X**

Sl. No.	State/UTs	CA Released (Rs. In Crores)	Expected number of beneficiaries
1	Andhra Pradesh	11299.11	444807
2	Assam	0.00	000
3	Arunachal Pradesh	0.00	000
4	Bihar	5467.24	251908
5	Chattisgarh	0.00	000
6	Delhi	0.00	000
7	Goa	2.31	110
8	Gujarat	1155.74	47185
9	Haryana	0.00	000
10	Himachal Pradesh	862.44	40933
11	Jammu & Kashmir	0.00	000
12	Jharkhand	1202.87	56948
13	Karnataka	4781.30	198200
14	Kerala	1984.19	93034
15	Madhya Pradesh	9695.44	449942
16	Maharashtra	0.00	000
17	Manipur	9.11	414
18	Meghalaya	0.00	000
19	Mizoram	0.00	000
20	Nagaland	0.00	000
21	Orissa	4068.60	185690
22	Punjab	2154.53	186097
23	Rajasthan	4396.23	209345
24	Sikkim	8.02	382
25	Tamilnadu	4113.93	162544
26	Tripura	534.22	25439
27	Uttar Pradesh	29484.36	1111909
28	Uttarakhand	1597.18	76009
29	West Bengal	10320.00	515000
30	A & N Island	0.00	000
31	Chandigarh	0.00	000
32	Daman & Diu	0.00	000
33	D & N H	0.00	000
34	Lakshadweep	0.00	000
35	Pouducherry	0.00	000
Total		93136.82	4055905

Annexure -4.19
(see para 4.6.7)

LIST OF NEWLY INCLUDED INSTITUTES OF EXCELLENCE [24]

Sl. No	Name of the Institute	Location	State	Courses	No. of Slots
1	National Institute of Technology Manipur	Manipur (NIT Agartala – 799055)	Manipur	Engineering	12
2	National Institute of Technology Sikkim	Sikkim (NIT Calicut – 673601, Kerala)	Sikkim	Engineering	12
3	National Institute of Technology Arunachal Pradesh	Arunachal Pradesh (NIT Durgarpur – 713209)	Arunachal Pradesh	Engineering	12
4	National Institute of Technology Uttarakhand	Uttarakhand (NIT Kurukshetra – 136119, Haryana)	Uttarakhand	Engineering	12
5	National Institute of Technology Mizoram	Mizoram (Visvesvaraya NIT, Nagpur – 440011)	Mizoram	Engineering	12
6	National Institute of Technology Nagaland	Nagaland (NIT Silchar – 788010, Assam)	Nagaland	Engineering	12
7	National Institute of Technology Meghalaya	Meghalaya (Sardar Vallabhbhai NIT, Surat – 395007, Gujarat)	Meghalaya	Engineering	12
8	National Institute of Technology Goa	Goa (NIT Surathkal – 575025, Karnataka)	Goa	Engineering	12
9	National Institute of Technology Puducherry	Puducherry (NIT Tiruchirappalli – 620015, Tamil Nadu)	Puducherry	Engineering	12
10	National Institute of Technology Delhi	Delhi (NIT Warangal – 506004, A.P.)	Delhi	Engineering	12
11	School of Planning & Architecture, Bhopal	1st Floor, Sports Complex, MANIT, Bhopal - 51	Madhya Pradesh	Architectural Engg.	10
12	School of Planning & Architecture, Vajayawada	Sy. No.71/1, NH-5, Nidamanuru, Vijayawada - 521104	Andhra Pradesh	Architectural Engg.	10
13	Rajiv Gandhi Institute of Petroleum Technology (RGPT), Rae Bareli	Tatapur Chowk, Rae Bareli-229316	Uttar Pradesh	Engineering	10
14	Indian Maritime Academy (IMA), Chennai	INDIAN MARITIME UNIVERSITY” East Coast Road, Uthandi, Chennai - 600 119	Tamil Nadu	Engineering	10
15	Indian Institute of Space Science and Technology (IIST), Thiruvananthapuram, Kerala	Valiamala P.O., Thiruvananthapuram - 695547	Kerala	Engineering	10
16	Indian Institute of Management Udaipur	Polymer Science Building, Udaipur, Rajasthan	Rajasthan	MBA	12
17	Indian Institute of Management Tiruchirappalli	Located at NIT Trichy, Tiruchirappalli – 620015. Tamil Nadu	Tamil Nadu	MBA	12
18	Indian Institute of Management Kashipur	Escort Farm, Kashipur, Uttarakhand	Uttarakhand	MBA	12
19	Ram Manohar Lohia National Law University, Lucknow	Sector-D1, LDA Colony, Kanpur Road Scheme, Lucknow - 226012	Uttar Pradesh	LLB, LLM, LLD	5
20	Rajiv Gandhi National University of Law, Patiala	Mohindra Kothi, Mall Road, Patiala - 147001	Punjab	LLB, LLM, LLD	5
21	Chanakya National Law University, Patna	Nyaya Nagar, Mithapur, Patna - 800001	Bihar	LLB, LLM, LLD	5
22	National University of Advanced Legal Studies, Kochi	Kaloor, Kochi - 682 017	Kerala	LLB, LLM, LLD	5
23	National Law University, Delhi	Sector 14, Dwarka, New Delhi - 110078	Delhi	LLB, LLM, LLD	5
24	National Institute for Empowerment of Persons with Multiple Disabilities	East Coast Road, Muttukadu, Kovalam Post, Chennai - 603112	Tamil Nadu	B.Ed. & Diploma	3

**CENTRAL ASSISTANCE RELEASED & BENEFICIARIES COVERED DURING THE YEAR
2012-13 UNDER THE SCHEME OF TOP CLASS EDUCATION FOR STUDENTS**

Sl. No.	Name of institution	Ministry	State	No of awards allocated	No of Scholarships (both fresh & renewal)	Expenditure (Actual figure in Rs.)
1	IIT Delhi	MHRD	Delhi	12	12	620040
2	IIT Kharagpur	MHRD	West Bengal	12	39	2047110
3	IIT Guwahati	MHRD	Assam	12	36	1508250
4	IIT Chennai	MHRD	Tamil Nadu	12	62	3229764
5	IIT Punjab (Ropar)	MHRD	Punjab	12	3	165060
6	IIT Gandhinagar	MHRD	Gujarat	12	6	802440
7	IIT Hyderabad	MHRD	Andhra Pradesh	12	25	1708600
8	IIT Mandi	MHRD	Himachal Pradesh	12	9	488160
9	IIT Indore	MHRD	Madhya Pradesh	12	9	455594
10	NIT Warangal	MHRD	Andhra Pradesh	12	12	384000
11	NIT Silchar	MHRD	Assam	12	8	998368
12	Sardar Vallabhbhai Patel NIT Surat	MHRD	Gujarat	12	56	3547008
13	NIT Jamshedpur	MHRD	Jharkhand	12	7	897000
14	NIT Surthkal	MHRD	Karnataka	12	61	4779824
15	NIT Calicut	MHRD	Kerala	12	17	1616362
16	Visveswaraya NIT Nagpur	MHRD	Maharashtra	12	12	1249800
17	NIT Rourkela	MHRD	Orissa	12	82	7464682
18	Dr. B.R. Ambedkar NIT Jalandhar	MHRD	Punjab	12	6	706200
19	NIT Kurukshetra	MHRD	Haryana	12	33	3127986
20	NIT Hamirpur	MHRD	Himachal Pradesh	12	20	1865649
21	NIT Bhopal	MHRD	Madhya Pradesh	12	1	108350
22	Malviya NIT Jaipur	MHRD	Rajasthan	12	45	2213084
23	Motilal Nehru NIT Allahabad	MHRD	Uttar Pradesh	12	17	1754496
24	NIT Agarthala	MHRD	Tripura	12	11	1432125
25	NIT Raipur	MHRD	Chhattisgarh	12	20	1756760
26	National Institute of Technology Manipur	MHRD	Manipur	12	34	1390000
27	National Institute of Technology Sikkim	MHRD	Sikkim	12	12	1638660

Sl. No.	Name of institution	Ministry	State	No of awards allocated	No of Scholarships (both fresh & renewal)	Expenditure (Actual figure in Rs.)
28	National Institute of Technology Arunachal Pradesh	MHRD	Arunachal Pradesh	12	11	100000
29	National Institute of Technology Uttarakhand	MHRD	Uttarakhand	12	4	537200
30	National Institute of Technology Mizoram	MHRD	Mizoram	12	15	1280550
31	National Institute of Technology Meghalaya	MHRD	Meghalaya	12		500000
32	National Institute of Technology Goa	MHRD	Goa	12	5	580700
33	National Institute of Technology Puducherry	MHRD	Puducherry	12	17	1605380
34	National Institute of Technology Delhi	MHRD	Delhi	12	3	340050
35	IIIT Allahabad	MHRD	Uttar Pradesh	10	29	2720840
36	IIITDM Jabalpur	MHRD	Madhya Pradesh	10	9	297769
37	IIITDM Kanchipuram	MHRD	Tamil Nadu	10	19	880333
38	School of Planning & Architecture, Delhi	MHRD	Delhi	10	4	343200
39	National Institute of Foundry & Forge Technology, Ranchi	MHRD	Jharkhand	10	29	1760095
40	National Institute of Industrial Engineering , Mumbai (NITIE)	MHRD	Maharashtra	10	22	5446660
41	Indian School of Mines, Dhanbad	MHRD	Jharkhand	10	7	181244
42	Sant Longowal Inst.of Engg.& Technology, Longowal	MHRD	Chandigarh	10	6	399881
43	Institute of Technology, Banaras Hindu University, Varanasi	Central University	Uttar Pradesh	10	10	531200.00
44	Punjab Engineering College, Chandigarh	Deemed University	Chandigarh	10	21	2427125
45	Delhi College of Engineering, New Delhi	Technical Institutions, Govt. of Delhi	Delhi	10	3	207400
46	School of Planning & Architecture, Vajayawada	MHRD	Andhra Pradesh	10	9	608500
47	Rajiv Gandhi Institute of Petroleum Technology (RGPT), Rae Bareli	M/o Petroleum and Natural Gas	Uttar Pradesh	10	10	1346510

Sl. No.	Name of institution	Ministry	State	No of awards allocated	No of Scholarships (both fresh & renewal)	Expenditure (Actual figure in Rs.)
48	IIITM Thiruvananthapuram	Non Govt	Kerala	10	9	1097190
49	Birla Institute of Technology, Pilani	Non Govt	Rajasthan	10	3	421687
50	Birla Institute of Technology & Science, Messra, Ranchi	Non Govt	Jharkhand	10	10	966400
51	Thapar Institute of Engineering & Technology, Patiala	Non Govt	Punjab	10	32	4885350
52	CV Raman Institute of Engg. & Tech, Bhubaneswar	Non Govt	Orissa	10	10	1086400
53	Kalinga Institute of Technology, Bhubaneswar (KIIT)	Non Govt	Orissa	10	16	1439240
54	Sri GSITS, Indore	Non Govt	Madhya Pradesh	10	3	149441
55	Netaji Subash Inst. of Tech., New Delhi	Non Govt	Delhi	10	1	47913
56	IIM Bangalore	MHRD	Karnataka	12	1	695000
57	IIM Lucknow	MHRD	Uttar Pradesh	12	24	6527255
58	IIM Kozhikode	MHRD	Kerala	12	12	5661680
59	IIM Indore	MHRD	Madhya Pradesh	12	2	1133280
60	IIM Shillong	MHRD	Meghalaya	12	6	3253839
61	IIM Raipur	MHRD	Chhattisgarh	12	15	6485052
62	IIM Rohtak	MHRD	Haryana	12	12	3335800
63	IIM Ranchi	MHRD	Jharkhand	12	12	4387680
64	Indian Institute of Management Tiruchirappalli	MHRD	Tamil Nadu	12	4	2239108
65	IIT Kharagpur	MHRD	West Bengal	12	1	279640
66	Indian Institute of Forest Management, Bhopal (IIFM)	Mo Forest & Environment	Madhya Pradesh	4	8	1137120
67	NITIE, Mumbai	MHRD	Maharashtra	4	20	4217760
68	Indian Institute of Foreign Trade, New Delhi	Govt. of India	Delhi	4	3	1038420
69	Xavier Institute of Management, Bhubaneswar	Non Govt	Orissa	4	1	229640
70	XLRI, Jamshedpur	Non Govt	Jharkhand	4	2	549280
71	National Law School of India University, Bangalore	Mo Legal Affairs	Karnataka	5	18	2449700
72	NALSAR University of Law, Hyderabad	Mo Legal Affairs	Andhra Pradesh	5	10	1622400

Sl. No.	Name of institution	Ministry	State	No of awards allocated	No of Scholarships (both fresh & renewal)	Expenditure (Actual figure in Rs.)
73	The WB National University of Juridical Sciences, Kolkata	Mo Legal Affairs	West Bengal	5	3	539140
74	Hidayatullah National, Raipur	Mo Legal Affairs	Chhattisgarh	5	5	701000
75	Gujarat National Law University, Gandhinagar	Mo Legal Affairs	Gujarat	5	8	983120
76	Ram Manohar Lohia National Law University, Lucknow	Mo Legal Affairs	Uttar Pradesh	5	5	429000
77	National Law University, Delhi	Mo Legal Affairs	Delhi	5	2	361280
78	ILS Law College, Pune	Non Govt	Maharashtra	5	5	338735
79	Symbiosis Law College, Pune	Non Govt	Maharashtra	5	4	421680
80	All India Institute of Medical Sciences, New Delhi	Mo Health	Delhi	5	4	100000
81	Vardhaman Mahavir Medical College & Safdarjung Hospital, New Delhi	Mo Health	Delhi	10	20	1305890
82	B J Medical College, Ahmadabad	Mo Health	Gujarat	10	3	174900
83	King George Medical College, Lucknow	Mo Health	Uttar Pradesh	10	7	511350
84	Maulana Azad Medical College, New Delhi	Mo Health	Delhi	10	3	147690
85	Padmashree Dr. D Y Patil Vidyapeeth, Nerul, Mumbai	Non Govt	Maharashtra	10	5	1030446
86	Indian Veterinary Research Institute, Itanagar	Mo Agriculture	Gujarat	4	4	23200
87	Indian Institute of Plantation Management, Bangalore (IIPM)	Mo Agriculture	Karnataka	4	5	1255700
88	NIFT Bangalore	Mo Textile	Karnataka	3	1	152250
89	NIFT Bhopal	Mo Textile	Madhya Pradesh	3	1	165640
90	NIFT Chennai	Mo Textile	Tamil Nadu	3	7	714890
91	NIFT Gandhinagar	Mo Textile	Gujarat	3	1	156090
92	NIFT Hyderabad	Mo Textile	Andhra Pradesh	3	8	857230
93	NIFT Kannur, Kerala	Mo Textile	Kerala	3	7	798190
94	NIFT Mumbai	Mo Textile	Maharashtra	3	3	544170
95	NIFT Raebareli	Mo Textile	Uttar Pradesh	3	9	1247010
96	National Inst. of Design, Ahmadabad	Mo Commerce & Industry (DIPP)	Gujarat	3	1	249640

Sl. No.	Name of institution	Ministry	State	No of awards allocated	No of Scholarships (both fresh & renewal)	Expenditure (Actual figure in Rs.)
97	IHM Pusa Road Delhi	Mo Tourism	Delhi	3	1	99890
98	IHM Ahmadabad	Mo Tourism	Gujarat	3	2	193432
99	IHM Goa	Mo Tourism	Goa	3	3	399963
100	IHM Bhopal	Mo Tourism	Madhya Pradesh	3	5	541790
101	IHM Hyderabad	Mo Tourism	Andhra Pradesh	3	9	1143000
102	IHM Jaipur	Mo Tourism	Rajasthan	3	4	443040
103	IHM Lucknow	Mo Tourism	Uttar Pradesh	3	3	417750
104	IHM Shimla	Mo Tourism	Himachal Pradesh	3	1	143890
105	IHM Srinagar	Mo Tourism	Jammu & Kashmir	3	6	631401
106	IHM Thiruvananthapuram	Mo Tourism	Kerala	3	1	145244
107	IHM Gurudaspur	Mo Tourism	Punjab	3	3	398316
108	IHM Chennai	Mo Tourism	Tamil Nadu	3	8	401682
109	B.V. (Bharti Vidyapeeth's) Instt. Of Hotel Mgmt. & Catering Technology, Pune	Non Govt	Maharashtra	3	3	606200
110	Andhra Pradesh Flying Club, Hyderabad	Control by DGC Aviation	Andhra Pradesh	2	3	5138900
111	Government Aviation Training Institute, Bhubaneswar	Control by DGC Aviation	Orissa	2		9862037
112	Madras Flying Club, Chennai	Control by DGC Aviation	Tamil Nadu	2	0	1208480
113	Indira Gandhi Rashtiya Uddan Academy, Rae Bareli	Control by DGC Aviation	Uttar Pradesh	2	2	5794760
114	Ali Yavar Jung National Institute for the Hearing Handicapped, Mumbai	MSJE	Maharashtra	3		100000
115	National Institute for the Visually Handicapped, Dehradun	MSJE	Uttarakhand	3	3	28500
116	Tata Institute of Social Science, Mumbai	Govt	Maharashtra	3	3	347220
117	Film and Television Institute of India, Pune	M/o I&B	Maharashtra	3	2	359980
	Total				1306	167000000

Annexure 4.21
(see para 4.69)

**CENTRAL ASSISTANCED RELEASED UNDER THE SCHEME OF FREE COACHING
FOR SC AND OBC STUDETNs DURING THE YEARS 2009-10 TO
2011-12 AND 2012-13**

Rs. in Lakhs

S. No.	States/UTs	2009-10		2010-11		2011-12		2012-13	
		Exp	Beneficiaries	Exp	Beneficiaries	Exp	Beneficiaries	Exp	Beneficiaries
1	Andhra Pradesh	19.11	300	279.22	2340	207.28	1650	355	2696
2	Arunachal Pradesh	0	0	0	0	0	0	0	0
2	Assam	9	120	0	0		0	0	0
3	Bihar	91.83	820	8.44	0	14.06	150	22.68	250
4	Chatisgarh	0	0	0	0	0	0	0	0
5	Gujarat	0.65	30	25.44	150		0	0	0
6	Haryana	23.9	320	44.47	300	22.78	300	0	0
7	Himachal Pradesh	0	0	0	0	0	0	0	0
8	J&K	0	0	0	0	0	0	0	0
9	Jharkhand	0	0	0	0	0	0	0	0
10	Karnataka	0	0	18.75	100	0	0	5	80
11	Kerala	0	0	22.46	160	30.58	410	11.49	100
12	Madhya Pradesh	1.28	30	23.4	160	0	0	16.12	200
13	Maharashtra	0	0	181.03	1800	28.78	400	5	200
14	Manipur	2.21	30	0	0	0	0	0	0
15	Meghalaya	0	0		0	0	0	0	0
16	Mizoram	0	0	0	0	0	0	0	0
17	Nagaland	0	0	0	0	0	0	0	0
18	Orissa	1.63	30	16.69	150	0	0	0	0
19	Punjab	17.5	213	11.41	0	0	0	0	0
20	Rajasthan	12.19	130	39.53	340	0	0	0	0
21	Sikkim	0	0	0	0	0	0	0	0
22	Tamil Nadu	0	0	16.01	220	137.4	1780	86.67	1762
23	Tripura	0	0	0	0	0	0	0	0
24	UP	18.24	300	24.34	260	26.3	470	30.4	377
25	Uttrakhand	0	0	0	0	0	0	0	0
26	WB	76.27	630	0	0	145.96	1200	0	0
27	Chandigarh	0	0	63.08	580	0	0	0	0
28	Delhi	5.62	60	168.75	1840	83.3	999	5.64	100
29	Puducherry	0	0	0	0	0	0	0	0
TOTAL		279.43	3013	943.02	8400	696.44	7359	538	5765

Annexure-4.22
(see para 4.7.1)

STATE-WISE CENTRAL ASSISTANCE RELEASED AND BENEFICIARIES ASSISTED UNDER COMPOSITE INCOME GENERATING SCHEMES DURING LAST THREE YEARS AND CURRENT YEAR (2009-10 TO 2011-12 and 2012-13 till 31.03.2013)

(Rs. in Lakhs)

Sl. No.	States/UTs	2009-10		2010-11		2011-12		2012-13	
		Funds Released	Beneficiaries (in Nos.)	Funds Released	Beneficiaries (in Nos.)	Funds Released	Beneficiaries (in Nos.)	Funds Released	Beneficiaries (in Nos.)
1	A.P.	3668.49	354938	4492.78	603151	5159.59	905008	9584.00	NR
2	Bihar	1916.86	408074	4857.64	NR	3384.39	NR	0.00	NR
3	Chattisgarh	666.69	162306	0.00	99180	1025.78	282313	1759.00	NR
4	Goa	0.00	0	0.00	0	0.00	7193	0.00	NR
5	Gujarat	932.86	181073	1070.41	177017	769.88	190701	1783.00	NR
6	Haryana	1350.53	100332	1431.17	80930	1671.44	95681	1565.00	NR
7	H.P.	498.20	65100	660.14	63657	817.11	57584	1315.38	NR
8	J&K	173.22	NR	290.75	NR	0.00	NR	0.00	NR
9	Jharkhand	0.00	0	0.00	0	932.03	NR	1108.42	NR
10	Karnataka	2464.41	465763	2994.35	675071	4144.44	589226	6755.00	NR
11	Kerala	763.24	9629	881.21	10010	1130.30	11581	1405.76	NR
12	M.P.	3653.47	261457	4608.72	230067	4371.16	402230	6183.00	NR
13	Maharashtra	2880.66	15575	0.00	40225	1977.98	NR	5613.00	NR
14	Odisha	2209.99	285636	1261.37	305372	2508.97	336560	4707.00	NR
15	Punjab	1075.88	79275	1362.33	82410	0.00	NR	0.00	NR
16	Rajasthan	3460.63	36998	4301.05	40494	3743.48	56229	5727.00	NR
17	Tamil Nadu	4605.30	83016	6786.56	64011	8404.64	66094	13116.00	NR
18	U.P.	10426.82	111976	16621.42	NR	17484.48	NR	11618.00	NR
19	Uttarakhand	0.00	3389	621.41	NR	0.00	NR	913.00	NR
20	West Bengal	4502.75	49960	5230.75	43587	7578.93	19343	11800.00	NR
NE Region									
1	Assam	249.22	15300	662.97	50809	0.00	25660	1275.26	NR
2	Manipur	0.00	0	29.11	NR	15.07	NR	0.00	NR
3	Sikkim	22.60	310	82.84	641	56.02	NR	36.00	NR
4	Tripura	355.58	59883	460.21	49752	464.25	52510	941.00	NR
UTs									
1	Chandigarh	18.75	NR	0.00	0	0.00	NR	0.00	NR
2	Delhi	0.00	0	0.00	0	0.00	NR	0.00	NR
3	Pondicherry	0.00	451	20.31	1507	0.00	NR	0.00	NR
Total		45896.15	2750441	58727.50	2617891	65639.94	3098259	87204.82	NR

NR: Not Reported

Annexure-4.23
(see para 4.7.2)

**STATE/UT WISE FINANCIAL & PHYSICAL ACHIEVEMENT UNDER THE SCHEME
ASSISTANCE TO SCHEDULED CASTES DEVELOPMENT CORPORATION (SCDCs)
DURING 2010-11, 2011-12 & 2012-13**

Rs. in Lakhs

Sl. No	Name of the State	2010-11		2011-12		2012-13	
		Funds Disbursed	Coverage of Beneficiaries	Funds Disbursed	Expected beneficiaries	Funds Disbursed	Expected beneficiaries
1	Andhra Pradesh	Nil	30531	Nil	905008		66213
2	Assam	Nil	612	Nil	2208		
3	Bihar	Nil	7500	Nil	6006		49611
4	Chandigarh	Nil	300	Nil			
5	Chhatisgarh	Nil	342	Nil	475		330
6	Daman & Diu and Dadra Nagar Haveli	Nil	NA	Nil			
7	Delhi	Nil	271	Nil	320		
8	Goa	Nil	1	Nil	10		
9	Gujarat	192.16	10548	Nil	10181		10000
10	Haryana	383.56	11651	Nil	12004		12000
11	Himachal Pradesh	240.04	3922	201.77	4100	134.51	
12	Jammu & Kashmir	Nil	1090	96.77	69	120.00	100
13	Jharkhand	Nil	6040	Nil			
14	Karnataka	Nil	40654	Nil	32543		
15	Kerala	Nil	1539	539.00	2182	87.84	
16	Madhya Pradesh	Nil	17077	Nil	15000		
17	Maharashtra	Nil	14136	Nil	16000		
18	Orissa	Nil	20004	Nil	17543		40721
19	Pondicherry	Nil	2734	Nil	908		3940
20	Punjab	197.06	7023	444.25	11700	100.00	422
21	Rajasthan	Nil	40494	Nil	60053		62050
22	Sikkim	Nil	78	Nil	76		
23	Tamil Nadu	Nil	123400	Nil			
24	Tripura	Nil	406	Nil	500	57.65	
25	Uttar Pradesh	987.18	113910	718.21	84608		
26	Uttaranchal	Nil	2715	Nil	7000		
27	West Bengal	Nil	26250	Nil	55100		
Total		2000.00	483228	2000.00	1243594	500.00	245795

Annexure 4.24

STATE/UT-WISE FINANCIAL & PHYSICAL ACHIEVEMENTS UNDER NSFDC
SCHEMES DURING 2010-11, 2011-12, 2012-13

(Rs. in Lakhs)

Sl. No.	State/UT	2010-11		2011-12		2012-13	
		Amount Disbursed	Beneficiaries (Nos.)	Amount Disbursed	Beneficiaries (Nos.)	Amount Disbursed	Beneficiaries (Nos.)
1	Andhra Pradesh	0.00	0	0.00	0	0.00	0
2	Arunachal Pradesh	0.00	0	0.00	0	0.00	0
3	Assam	0.00	0	0.00	0	0.00	0
4	Bihar	32.00	160	0.00	0	0.00	0
5	Chandigarh	36.11	56	36.83	135	20.31	121
6	Chhatisgarh	635.70	649	1151.16	499	692.83	598
7	Dadra & Nagar Haveli	0.00	0	0.00	0	0.00	0
8	Delhi	401.20	472	170.00	200	493.30	299
9	Goa	5.36	1	11.75	4	49.47	10
10	Gujarat	2671.65	7495	2391.56	3222	4384.17	7317
11	Haryana	99.64	67	213.95	709	306.75	298
12	Himachal Pradesh	218.63	486	347.51	614	224.55	497
13	Jammu & Kashmir	373.20	374	731.31	654	2.64	1
14	Jharkhand	288.85	426	0.00	0	0.00	0
15	Karnataka	2741.11	7841	4816.16	13897	4899.31	12435
16	Kerala	453.19	914	601.19	931	791.07	1201
17	Madhya Pradesh	0.00	0	0.00	0	0.00	0
18	Maharashtra	5213.48	12169	1147.86	2232	2779.88	6067
19	Manipur	0.00	0	0.00	0	98.55	75
20	Meghalaya	0.00	0	0.00	0	0.00	0
21	Mizoram	0.00	0	0.00	0	0.00	0
22	Odisha	0.00	0	0.00	0	0.00	0
23	Puducherry	0.00	0	0.00	0	0.00	0
24	Punjab	326.38	374	400.27	355	444.68	420
25	Rajasthan	929.38	2048	2300.42	4158	1248.21	2158
26	Sikkim	119.16	80	210.26	112	102.00	60
27	Tamil Nadu	559.72	656	0.00	0	0.00	0
28	Tripura	329.31	663	629.16	768	278.54	336
29	Uttar Pradesh	0.00	0	0.00	0	0.00	0
30	Uttarakhand	0.00	0	108.45	107	126.91	44
31	West Bengal	2575.30	12797	3009.53	15175	3212.05	18111
TOTAL		18009.37	47728	18277.37	43772	20155.22	50048

Annexure- 4.25

(See para 4.7.4)

**STATE/U.T.-WISE FINANCIAL & PHYSICAL ACHIEVEMENT UNDER NSKFD
SCHEMES DURING 2010-11 to 2012-13**

(Rs. in lakh)

Sl. No.	States/UTs	2010-11		2011-2012		2012-13	
		Amount	Beneficiaries	Amount	Beneficiaries	Amount	Beneficiaries
1	2	3	4	5	6	7	8
1	Bihar	1035	3900	797.4	2266	1612.25	3855
2	Chandigarh	0.00	0	4.52	10	16.02	50
3	Chhattisgarh	0.00	0	400	1500	385.00	850
4	Gujarat	1620.2	4519	3071.21	8994	3388.02	8012
5	Haryana	1.89	7	22.31	17	37.24	30
6	HP	25.4	132	42.5	125	0.00	0
7	J&K	206.5	405	0.86	1	763.83	448
8	Jharkhand	0.00	0	0.00	0	0.00	0
9	Karnataka	1348.95	2601	2314.67	2347	380.35	902
10	MP	1953.29	2959	612.55	1900	10.37	2
11	Maharashtra	1490.26	830	1674.56	628	3247.23	1161
12	Odisha	0.00	0	0.00	0	0.00	0
13	Puducherry	0.00	0	0.00	0	0.00	0
14	Punjab	79.2	88	99.00	110	99.00	110
15	Rajasthan	411.43	680	376.26	608	451.20	1002
16	West Bengal	0.00	0	19.80	198	0.00	0
17	Tripura	0.00	0	79.80	105	9.00	65
18	Uttrakhand	0.00	0	0.00	0	99.00	300
Total		8172.11	16121	9515.44	18809	10498.51	16787

Annexure- 4.26

(See para 4.8.1)

**CENTRAL ASSISTANCE RELEASED UNDER THE CENTRALLY SPONSORED
SCHEME FOR IMPLEMENTATION OF THE PROTECTION OF CIVIL RIGHTS ACT, 1955
AND THE SCHEDULED CASTES AND THE SCHEDULED TRIBES (PREVENTION OF
ATROCITIES) ACT, 1989, DURING 2010-11 TO 2012-13.**

(Rs. in lakhs)

Sl.No.	States/UTs	2010-11	2011-12	2012-13
States				
1.	Andhra Pradesh	642.99	402.76	730.23
2.	Bihar	90.00	200.00	330.42
3.	Chhattisgarh	108.59	51.42	137.585
4.	Goa	3.25	2.50	7.50
5.	Gujarat	303.32	510.67	827.14
6.	Haryana	136.18	240.25	164.27
7.	Himachal Pradesh	29.00	59.41	61.455
8.	Karnataka	674.36	-	944.83
9.	Kerala	-	473.11	944.38
10.	Madhya Pradesh	1869.09	2886.35	1336.22
11.	Maharashtra	869.79	681.36	995.27
12.	Odisha	645.58	254.00	699.98
13.	Punjab	114.70	152.68	-
14.	Rajasthan	175.40	198.29	583.93
15.	Tamil Nadu	176.77	494.67	-
16.	Uttar Pradesh	960.98	435.30	1680.098
NE Region				
17.	Sikkim	6.40	-	-
18.	Tripura	-	0.75	0.75
Union Territories				
20.	A & N Islands	5.49	-	-
21.	Chandigarh	15.00	20.00	5.00
22.	Dadra & Nagar Haveli	60.00	56.52	43.84
23.	Daman & Diu	8.942	3.00	5.71
24.	Puducherry	87.08	80.50	100.00
Total		6982.91	7203.76	9749.556

Annexure- 4.27
(See para 4.8.1)

**STATE/UT WISE POSITION IN REGARD TO AMOUNT PROVIDED
BY THEM AS INCENTIVE**

S. No.	State/Union Territory	Incentive amount for an inter- caste marriage	SC population(%) to total State/UT Population, as per 2001 Census
States:			
Rs. 50,000/- and above			
1.	Goa	Rs. 100,000/-	01.8
2.	Gujarat	Rs. 50,000/-	07.1
3.	Haryana	Rs. 50,000/-	19.4
4.	Madhya Pradesh	Rs. 50,000/-	15.2
5.	Maharashtra	Rs. 50,000/-	10.2
6.	Odisha	Rs. 50,000/-	16.5
7.	Rajasthan	Rs. 50,000/-	17.2
8.	Karnataka	Rs. 50,000/-	16.2
9.	Kerala	Rs. 50,000/-	09.8
10.	Punjab	Rs. 50,000/-	28.9
11.	Andhra Pradesh	Rs. 50,000/-	16.2
Rs. 30,000/- to Rs. 10,000/-			
12.	West Bengal	Rs. 30,000/-	23.0
13.	Bihar	Rs. 25,000/-	15.7
14.	Himachal Pradesh	Rs. 25,000/-	24.7
15.	Chhattisgarh	Rs. 25,000/-	11.6
16.	Tamil Nadu	Rs. 20,000/-	19.0
17.	Uttar Pradesh	Rs. 10,000/-	17.9
18.	Uttarakhand	Rs. 10,000/-	17.9
Information not available			
19.	Jammu & Kashmir	—	07.6
20.	Tripura	—	17.4
21.	Jharkhand	—	11.8
N E Region			
22.	Sikkim	Rs. 20,000/-	05.0
23.	Assam	Rs. 10,000/-	06.9
Not pursued owing to very less/no SC population to total State Population, as per 2001 Census			
24.	Arunachal Pradesh	—	0.5
25.	Manipur	—	02.6
26.	Meghalaya	—	0.5
27.	Mizoram	—	0.03
28.	Nagaland	—	0.0
Union Territories			
29.	Delhi	Rs.50,000/-	16.9
30.	Puducherry	Rs.50,000/-	16.2
31.	Chandigarh	Rs.50,000/-	17.5
Not pursued owing to very less/no SC population to total UT population, as per 2001 Census			
32.	Andaman & Nicobar Islands	—	0
33.	Dadra & Nagar Haveli	—	01.9
34.	Daman & Diu	—	01.5
35.	Lakshadweep	—	0

Annexure- 4.28

(See para 4.8.1)

STATE/UT WISE CENTRAL ASSISTANCE RELEASED FOR INCENTIVE FOR INTER-CASTE MARRIAGES AND NUMBER OF COUPLES COVERED DURING 2010-11 TO 2012-13.

(Rs in lakhs)

S.No	States/UTs	Central Assistance Released			Number of Beneficiaries covered under the Scheme		
		2010-11	2011-12	2012-13	2010-11	2011-12	2012-13 (Anticipated coverage)
States							
1.	Andhra Pradesh	92.77	103.50	425.00	1855	3040	3400
2.	Bihar	3.5	0	0	N.A.	NA	N.A.
3.	Chhattisgarh	5.56	15.00	15.00	54	61	60
4.	Gujarat	103.22	125.00	125.00	412	440	500
5.	Goa	5.00	5.00	7.50	5	10	15
6.	Haryana	43.25	80.00	80.00	173	222	320
7.	Himachal Pradesh	29.00	30.00	37.50	232	304	300
8.	Karnataka	75.00	75.00	75.00	1125	300	300
9.	Kerala	210.95	516.84	537.50	1040	2454	2500
10.	Madhya Pradesh	58.00	62.50	60.00	232	220	240
11.	Maharashtra	140.65	465.80	1209.00	563	2296	4836
12.	Odisha	66.00	150.00	125.00	302	483	500
13.	Punjab	75.5	87.5	0.00	302	NA	NA
14.	Rajasthan	25.00	25.00	50.00	100	130	200
15.	Tamil Nadu		CA not claimed		2750	NA	NA
N E Region							
16.	Sikkim	6.40	0	0.00	61	NA	NA
Union Territories							
17.	Daman & Diu	0	0.50	0.00	NA	NA	NA
18.	Puducherry	0	7.50	20.00	N.A.	NA	N.A.
19.	Chandigarh	15.00	5.00	0.00	30	NA	10
Total		954.80	1754.14	2766.50	8934	9960	13181

NA:- Not Available

Annexure- 4.29
(See para 4.8.1)

**STATE/UT WISE CENTRAL ASSISTANCE RELEASED FOR RELIEF TO ATROCITY
VICTIMS DURING 2010-11 TO 2012-13**

(Rs in lakhs)

S. No	States/UTs	Central Assistance Released			Number persons covered		
		2010-11	2011-12	2012-13	2010-11	2011-12	2012-13 Anticipated Coverage
States							
1	Andhra Pradesh	90.0	120.4	37.55	2119	2835	2960
2	Bihar	62.5	108.6	296.5	804	NA	410
3	Chhattisgarh	65.0	75.00	75.00	572	546	650
4	Gujarat	80.0	92.5	232.5	239	1454	1300
5	Haryana	50.0	100.00	100.00	171	204	NA
6	Himachal Pradesh	2.5	7.5	10.0	NA	58	NA
7	Karnataka	352.0	0	197.5	2096	1039	NA
8	Kerala	0	50.0	61.0	396	NA	NA
9	Madhya Pradesh	607.5	730.0	687.5	5211	4731	4400
10	Maharashtra	157.3	150.0	165.0	775	650	1000
11	Odisha	117.4	100.0	200.0	1948	1248	1000
12	Punjab	11.00	11.0	0	NA	NA	NA
13	Rajasthan	194.5	189.0	499.0	1661	1961	2200
14	Tamil Nadu	112.5	112.5	0	1500	1278	2400
15	Uttarakhand	0	0	0	100	43	100
16	Uttar Pradesh	1100.3	1200.3	1725.33	9375	9408	1200
17.	West Bengal	0	0	29.0	NA	NA	NA
Union Territories							
17.	A & N Islands	1.00	0	0	NA	NA	NA
18	Daman & Diu	0	0.25	1.25	NA	NA	NA
NE State							
18	Tripura	0	0.50	0.50	NA	2	2
Total		3003.5	3064.6	4302.6	26967	25457	19222

NA:- Not Available

Annexure 4.30
(Para 4.8.2)

STATE, DISTRICT AND BLOCK- WISE NO. OF VILLAGES SELECTED UNDER PMAGY

State	District	Block	No. of Villages Selected
1. Rajasthan	1. Sri Ganganagar	1. Anupgarh	66
		2. Gharsana	53
		3. Padampur	41
		Sub Total	160
	2. Hanumangarh	1. Tibbi	30
		2. Pilibanga	35
		Sub Total	65
Total	2	5	225
2. Tamil Nadu	1. Tiruvarur	1. Tiruvarur	19
		2. Thiruthuraipoondi	16
		3. Muthupettai	8
		4. Mannargudi	31
		5. Needamangalam	9
		6. Kottur	15
		7. Koradacheri	16
		8. Kudavasal	4
		9. Nannilam	14
		10. Valangaiman	25
		Sub Total	157
	2. Cuddalore	1. Kattumannarkoil	24
		2. Kumaratchi	22
		3. Keerapalayam	22
		Sub Total	68
	Total	2	225
3. Bihar	1. Gaya	1. Khijarsarai	13
		2. Atri	8
		3. Manpur	19
		4. Bodh Gaya	22
		5. Tankuppa	20
		6. Wajirganj	24
		7. Fatehpur	22
		8. Mohanpur	24
		9. Mohra	8
		10. Konch	4
		11. Tikari	8
		12. Belaganj	7
		13. Paraiya	12
		14. Barachatti	20
		15. Bathani	2
		16. Sadar	12
	Total	1	225

State	District	Block	No. of Villages Selected
4. Assam	1. Nowgaon	1. Jugijan	10
		2. Pakhimoria	6
		3. Kaliabor	1
		4. Odali	3
		5. Lawkhowa	6
		6. Dhalpukhuri	6
		7. Raha	7
		8. Rupahi	1
		9. Kathiatoli	3
		10. Binnakandi	2
		11. Lumding	1
		12. Paschim Kaliabor	3
		13. Niz Lawkhowa	1
		Sub Total	50
	2. Morigoan	1. Mayang	29
		2. Kapili (pt)	4
		3. Bhurbandha	10
		4. Laharighat	7
		Sub Total	50
		Total	2
5. H. P	1. Sirmour	1. Rajgarh	31
		2. Pachhad	29
		3. Nahan	20
		4. Poanta Sahib	20
		5. Sangrah	25
		Sub Total	125
	2. Solan	1. Kunihar	24
		2. Dharampur	34
		3. Solan	25
		4. Kandaghat	17
Sub Total	100		
Total	2	9	225
Grand Total	9	60	1000

State –wise list of selected villages under PMAGY

RAJASTHAN

(Pop data as per census 2001)

S.N	District	Total Pop	SC Pop	SC%	Block	S.N	Vill. Code	Village	Total Pop	SC Pop	SC%Pop
1	Sri Ganganagar	1789423	603371	33.72	Anupgarh	1	00243600	29	2579	1303	50.52
								Gb-A(Rural)			
						2	00243000	33Gb(Rural)	2141	1196	55.86
						3	00237700	16As	1599	838	52.41
						4	00167500	5A-B	1469	973	66.24
						5	00146400	21Sjm	1382	800	57.89
						6	00227400	3Ksd	1373	991	72.18
						7	00178000	3nD	1298	684	52.70
						8	00160900	2Pgm-B	1236	694	56.15
						9	00025300	4A	1230	848	68.94
						10	00144400	14Apd-A	1229	733	59.64
						11	00166900	20As	1225	981	80.08
						12	00144000	1Sjm-B	1216	721	59.29
						13	00161800	22A-A	1213	818	67.44
						14	00155800	26A	1212	817	67.41
						15	00241000	5As-B	1203	603	50.12
						16	00143000	11Sjm-B	1099	661	60.15
						17	00156800	87Gb	1096	771	70.35
						18	00249900	4Lc-A	1061	566	53.35
						19	00156000	4msr	1032	714	69.19
						20	00147200	4Kam	903	486	53.82
						21	00250800	3Jsd	893	511	57.22
						22	00240100	13As	832	481	57.81
						23	00249200	7Lc	825	706	85.58
						24	00146000	4Ksm	821	468	57
						25	00156300	89Gb	813	440	54.12
						26	00246900	23Gb	807	410	50.81
						27	00147900	9Lsm	797	546	68.51
						28	00228200	8Stb	792	456	57.58
						29	00249300	2Msd	791	475	60.05
						30	00143300	7Sjm-A	781	466	59.67
						31	00229300	1Nzm-A	779	431	55.33
						32	00252400	5Gb-B	774	503	64.99
						33	00232300	2Apd-B	756	609	80.56
						34	00251200	1Gb-B	753	447	59.36
						35	00254400	23Sd	714	586	82.07
						36	00251700	4Gb	705	430	60.99
						37	00230200	5Bld-B	682	382	56.01
						38	00246800	21Gb	680	372	54.71
						39	00153100	26Apd	659	351	53.26
						40	00232900	7Apd-A	634	327	51.58
						41	00156500	88Gb	630	426	67.62
						42	00142700	14Sjm-B	630	389	61.75
						43	00157500	81Gb	609	386	63.38
						44	00160400	68/2Gb	603	326	54.06
						45	00163600	23A-A	599	445	74.29
						46	00233600	13Apd-B	595	366	61.51

S.N	District	Total Pop	SC Pop	SC%	Block	S.N	Vill. Code	Village	Total Pop	SC Pop	SC%Pop
						47	00231400	13Bld-B	595	325	54.62
						48	00151000	5Udm-A	560	376	67.14
						49	00231900	6Apd	555	373	67.21
						50	00248400	6Bgd	546	299	54.76
						51	00158000	71Gb	545	396	72.66
						52	00252100	3Bgm	541	398	73.57
						53	00236100	3Djm	540	307	56.85
						54	00615100	15A-A	530	428	80.75
						55	00166700	1A-A	515	302	58.64
						56	00179000	4Nd	513	417	81.29
						57	00235200	16Bld-C	511	268	52.45
						58	00238300	17Gm	508	330	64.96
						59	00149000	4Lsm-A	493	296	60.04
						60	00229400	2Nzp	490	258	52.65
						61	00252500	7Gb-A	487	311	63.86
						62	00149100	4Lsm	476	269	56.51
						63	00142000	23Ptd-B	466	252	54.08
						64	00233200	5Apd-B	463	244	52.70
						65	00165900	3Pgm	433	349	80.6
						66	00160800	2Pgm-A	415	232	55.90
					Gharsana	1	00174600	9Md	1876	1166	62.15
						2	00216700	11Md	1871	1166	62.32
						3	00186600	7Knd-A	1771	956	53.98
						4	00211000	29As-B	1670	988	59.16
						5	00209000	3Mld-B	1479	1011	68.36
						6	00210200	3Gm	1461	817	55.92
						7	00177400	4Lm	1325	904	68.23
						8	00217500	3Gd	1265	701	55.42
						9	00173900	13Md-A	1264	738	58.39
						10	00177000	9Lm-B	1160	776	66.90
						11	00175400	6Md-A	1034	607	58.70
						12	00209800	2Gm-B	923	674	73.02
						13	00217800	2Gd-B	908	706	77.75
						14	00174500	10Md	815	568	69.69
						15	00176300	5P	813	410	50.43
						16	00200100	7Kpd	780	421	53.97
						17	00220800	9Dd	764	543	71.07
						18	00192600	2Psd-B	723	368	50.90
						19	00192800	3Psd-B	707	463	65.49
						20	00199200	1klm	706	381	53.97
						21	00212000	1Km-B	699	402	57.51
						22	00208200	6Mld-B	692	483	69.80
						23	00191000	9Kd-A	687	453	65.94
						24	00219400	3Dd-A	682	398	58.36
						25	00215800	6Gd	661	443	67.02
						26	00216200	19Md	658	340	51.67
						27	00181900	1Nsm	646	433	67.03
						28	00224100	4Mlk-A	606	391	64.52
						29	00208700	4Mld-B1	600	462	77.00

S.N	District	Total Pop	SC Pop	SC%	Block	S.N	Vill. Code	Village	Total Pop	SC Pop	SC%Pop
						30	00172900	21Md	595	397	66.72
						31	00221300	2Pm	592	401	67.74
						32	00179700	11Lm	590	301	51.02
						33	00179300	6Lm-A	587	295	50.26
						34	00179100	3Lm	572	348	60.84
						35	00219800	2Jsm	571	437	76.53
						36	00201300	22Rjd	564	341	60.46
						37	00206100	2Pm li-B	551	397	72.05
						38	00176100	1Md	541	311	57.49
						39	00194500	2Dol	539	298	55.29
						40	0020800	7Mld-B	499	362	72.55
						41	00192900	4Psd-A	497	340	68.41
						42	00190500	12Kd	476	277	58.19
						43	00184200	20knd	464	249	53.66
						44	00193400	6Psd-A	448	266	59.38
						45	00194700	3Dol	444	245	55.18
						46	00208900	4Mld-A1	439	222	50.57
						47	00219700	1Jsm	427	269	63.00
						48	00197700	2Bd	426	221	51.88
						49	00173000	18H	419	353	84.25
						50	00168600	2P	417	247	59.23
						51	00208400	5Mld-B	415	220	53.01
						52	00180400	7Jm	413	241	58.35
						53	00219200	21As-A	412	228	55.34
	Padampur					1	00095100	52Rb	1529	896	58.60
						2	00082600	36Bb	1227	660	53.79
						3	00084700	21Bb	866	546	63.05
						4	00080900	20Bb lii	680	503	73.97
						5	00083600	29Bb	632	411	65.03
						6	00085900	1Pp	619	393	63.49
						7	00083700	3Dd	593	334	56.32
						8	00096900	59Lnp li	584	310	53.08
						9	00089000	8Eea	576	363	63.02
						10	00084500	24Bb(Rural)	571	345	60.42
						11	00089700	8Rb	566	296	52.30
						12	00081800	2Bba	544	318	58.46
						13	00085600	3Pp	540	360	66.67
						14	00078400	13Bb	528	339	64.20
						15	00084900	18Bb	527	292	55.41
						16	00097100	68Lnp	510	282	55.29
						17	00092200	10Eea	492	293	59.55
						18	00085700	4Kk	490	245	50.00
						19	00081600	7Dd	473	294	62.16
						20	00079700	12Bb	471	323	68.58
						21	00095900	Chak Chitha	468	244	52.14
						22	00076300	9Dd	441	221	50.11
						23	00098400	81Lnp	440	266	60.45
						24	00081000	6Nn	436	302	69.27
						25	00094000	31Rb li	433	273	63.05
						26	00082700	35Bb	433	219	50.58

S.N	District	Total Pop	SC Pop	SC%	Block	S.N	Vill. Code	Village	Total Pop	SC Pop	SC%Pop
						27	00091300	38Rb	413	260	62.95
						28	00080700	6Cc	410	213	51.95
						29	00095600	2Ps	404	209	51.73
						30	00078300	1Cc	380	203	53.42
						31	00088900	7Eea	355	181	50.99
						32	00082100	4Bba	352	189	53.69
						33	00082900	32Bb	351	204	58.12
						34	00084000	2Jj	349	214	61.32
						35	00077400	5Nn	344	243	70.64
						36	00081100	7Nn	341	171	50.15
						37	00076900	47Gg li	333	222	66.67
						38	00083400	31Bb	329	191	58.05
						39	00081900	1 Bba	326	232	71.17
						40	00083500	30Bb	321	186	57.94
						41	00091000	41Rb	314	181	57.64
2	Hanumangarh	1518005	396646	26.13	Tibbi	1	00322800	1Cdr	4380	3046	69.54
						2	00324800	6Cdr	1957	1027	52.48
						3	00333300	4ksp	1181	786	66.55
						4	00334700	6Slw	1003	660	65.80
						5	00334300	2Ksp	988	767	77.63
						6	00342300	4Mzw	944	485	51.38
						7	00341500	11Dbl	837	562	67.14
						8	00331300	6Ggr	829	415	50.06
						9	00332400	2Tlw	781	530	67.86
						10	00341100	2Mzw	674	446	66.17
						11	00339300	7Dbl	562	293	52.14
						12	00335900	2Md	539	402	74.58
						13	00344800	1A-Barani	439	259	59.00
						14	00322500	6Khr	427	371	86.89
						15	00333500	3Ssw	421	355	84.32
						16	00333900	3Ksp	412	242	58.74
						17	00331000	10Ggr	387	211	54.52
						18	00321600	2Ngr	383	258	67.36
						19	00325400	12Ftp-B	382	276	72.25
						20	00326000	1Hmh	274	163	59.49
						21	00333600	9Ksp	266	171	64.29
						22	00339200	3Dbl	264	144	54.55
						23	00335000	1Brw	247	129	52.23
						24	00343900	13Ag-A	219	123	56.16
						25	00323000	9Khr	204	117	57.35
						26	00343500	8Rwd-A	191	110	57.59
						27	00322900	3Cdr	180	101	56.11
						28	00328300	19Ngc-A	163	135	82.82
						29	00341600	13Dbl	148	85	57.43
						30	00324100	1Dpm	147	82	55.78
					Pilibanga	1	00401300	17 Pbn	2786	2067	74.19
						2	00394400	2 Lks	2124	1163	54.76
						3	00364400	17 Stg	2111	1308	61.96
						4	00360400	9 Jrk	1941	1761	90.73
						5	00404000	33 Stg	1251	642	51.32
						6	00403500	11 Stb	1222	890	72.83

S.N	District	Total Pop	SC Pop	SC%	Block	S.N	Vill. Code	Village	Total Pop	SC Pop	SC%Pop
						7	00410300	38 Ndrtp	1098	893	81.33
						8	00401700	2 Sgr	1025	622	60.68
						9	00386500	36 Mod	986	527	53.45
						10	00403400	35 Stg	963	622	64.59
						11	00409500	45 Ndr	905	577	63.76
						12	00411400	40 Ndr	881	504	57.21
						13	00363400	1 Lgw	867	754	86.97
						14	00411800	44 Ndr-A	843	523	62.04
						15	00394600	19 Mod	816	414	50.74
						16	00414600	3 Bhm-A	634	431	67.98
						17	00361100	10 Mod	595	342	57.48
						18	00403200	139 Rdl	564	327	57.98
						19	00403600	34 Stg	535	376	70.28
						20	00408900	8 Stb	529	280	52.93
						21	00391200	29 Jrk	406	377	92.86
						22	00361700	3 Mod	393	386	98.22
						23	00399200	5 Sgr	392	275	70.15
						24	00414900	51000 Rd	366	189	51.64
						25	00413100	19 Spd	363	248	68.32
						26	00391800	23 Jrk-A	340	211	62.06
						27	00409600	42 Ndr-A	285	242	84.91
						28	00412100	1 Lbm	267	256	95.88
						29	00360500	11 Jrk	237	223	94.09
						30	00361200	9 Mod	237	167	70.46
						31	00404900	4 Pbn	237	140	59.07
						32	00364000	1 DbL-B	221	195	88.24
						33	00415400	4 Bhm	215	165	76.74
						34	00393900	2 Lgw	214	172	80.37
						35	00412400	20 Spd	212	171	80.66

TAMIL NADU

(Pop data as per census 2001)

S.No	District	Total Pop	SC Pop	SC Pop%	Block	S.N	Vill. Code	Village	Total Pop	SC Pop	SC Pop%
1	Thiruvarur	1169474	378314	32%	Thiruvarur	1	01126700	Adipuducheri	567	435	76.72
						2	01128700	Kaduvangudi	667	453	67.92
						3	01127400	Kalyanamahadevi	1979	1016	51.34
						4	01128200	Kalayanasundrapuram	1019	640	62.81
						5	01127900	Karuppur	592	344	58.11
						6	01127500	Keelakoothangudi	2671	1546	57.88
						7	01125200	Kurumberi	398	230	57.79
						8	01125800	Nadappur	708	367	51.84
						9	01128300	Naranamangalam	616	331	53.73
						10	01125900	Pallivaramangalam	809	462	57.11
						11	01128100	Pudupathur	1800	1058	58.78
						12	01128600	Radhanallur	956	597	62.45
						13	01126200	Thandalai	697	515	73.89
						14	01125100	Thiruvathivaimangalam	2503	1486	59.37
						15	01129400	Thirukaravasal	2245	1365	60.80
						16	01129100	Umamaheswarapuram	1045	683	65.36
						17	01125000	Vaipur	1590	923	58.05
						18	01128900	Veppathangudi	1195	880	73.64
						19	01129300	Vinjiyur	768	612	79.69
	Thiruthuraipoondi					1	01150100	Panaiyur	2784	1668	59.91
						2	01149800	Rayanallur	1322	1064	80.48
						3	01150600	Kunnur	2063	1129	54.73
						4	01149500	Keerakkalur	1773	986	55.61
						5	01150300	Nunakkadu	2096	1676	79.96
						6	01149200	Manali	2079	1187	57.09
						7	01149400	Thiruvаланjuli	1259	954	75.77
						8	01148700	Andankarai	1027	707	68.84
						9	01148000	Thiruthangur	1522	976	64.13
						10	01149000	Palayangudi	2766	1649	59.62
						11	01148100	Komal	638	465	72.88
						12	01148800	Poosalangudi	1142	849	74.34
						13	01147900	Keeralathur	1155	697	60.35
						14	01151300	Ezhilur	2081	1192	57.28
						15	01152100	Pichankottagam	1639	883	53.87
						16	01153200	Melamarathur	1451	857	59.06
	Muthu Pettai					1	01152200	Pandi	1342	884	65.87
						2	01152300	Kalikudi	1624	988	60.84
						3	01151600	Vanganagar	1197	872	72.85
						4	01151500	Mangudi	1498	856	57.14
						5	01153300	Kunnalur	2575	1709	66.37
						6	01151400	Maruthavanam	1170	852	72.82
						7	01152600	Tholi	934	507	54.28
						8	01154500	Kelaammankurichi	1111	712	64.09
	Mannarkudi					1	01135500	Chithraiur	1435	782	54.5

S.No	District	Total Pop	SC Pop	SC Pop%	Block	S.N	Vill. Code	Village	Total Pop	SC Pop	SC Pop%
						2	01134700	Kakkaiyadi	1244	800	64.3
						3	01133500	Keelamanali	827	515	62.3
						4	01135100	Kiliyanoor	2583	1388	53.7
						5	01134300	Manchanavadi	1197	829	69.3
						6	01133600	Ohaiperaiyur	1317	1033	78.4
						7	01134400	Overchery	1373	1023	74.5
						8	01133400	Poonthalangudi	828	604	72.9
						9	01132500	Pududevangu	1329	806	60.6
						10	01133100	Sithanakudi	1749	893	51.1
						11	01134100	Thengovanur	1451	946	65.2
						12	01134200	Tirurameswaram	1959	1376	70.2
						13	01134800	Vadapathimangalam	1790	953	53.2
						14	01132000	Vellakudi	1026	910	88.7
						15	01133200	Vengaramperaiyur	838	643	76.7
						16	01145600	Akaraivattam	1943	1096	56.4
						17	01144200	Alathur	1626	1447	89.0
						18	01137600	Aravathyur	1110	963	86.8
						19	01137400	Karnavur	1150	850	73.9
						20	01146200	Kaluvathyur	1475	886	60.1
						21	01139900	Kunniyur	1456	1059	72.7
						22	01146300	Manakathankottgam	570	354	62.1
						23	01139900	Moonamsethi	1178	1046	88.8
						24	01139800	Mudhalsethi	688	569	82.7
						25	01140800	Nalansethi	863	606	70.2
						26	01143700	Nokkanukkada	555	343	61.8
						27	01144500	Paingattur	2119	1245	58.8
						28	01137300	Pamani	2651	1601	60.4
						29	01139600	Ramapuram	1134	1113	98.1
						30	01137500	Savalakaran	1687	1285	76.2
						31	01144400	Vattar	2162	1276	59.0
					Needamangalam	1	0'1132300	Annavasal	582	381	65.46
						2	0'1132600	Arichapuram	821	542	66.02
						3	01131500	Hanumanthapuram	1385	867	62.60
						4	01129700	Nagar	1464	827	56.49
						5	01131400	Palangalathur	585	494	84.44
						6	01131700	Rishiyur	1314	776	59.06
						7	01132700	Sithampur	1848	1408	76.19
						8	01131100	Vaiyakalathur	796	532	66.83
						9	01137200	Vadakkarayal	1879	1165	62.00
					Kottur	1	01147000	Kulamanickam	1205	653	54.19
						2	01135800	Movattagudi	1213	866	71.39
						3	01135200	Periyakothur	755	498	65.96
						4	01140700	Kandamangalam	1906	1328	69.67
						5	01145800	Kuruchimoolai-1	3004	2331	77.60
						6	01140000	Malavarayanallur	2541	1369	53.88
						7	01146900	Maruvalikkalappal	1505	1019	67.71

S.No	District	Total Pop	SC Pop	SC Pop%	Block	S.N	Vill. Code	Village	Total Pop	SC Pop	SC Pop%
						8	01146000	Narayanapuram kalappal	960	499	51.98
						9	01140500	Nemmeli	2054	1274	62.03
						10	01140200	Pallivarthi	1629	1066	65.44
						11	01143600	Panaiyur	2235	1208	54.05
						12	01144100	Puzhuthikudi	2731	1459	53.42
						13	01147600	Sithamalli	2120	1104	52.08
						14	01146800	Therkkunanallur	1722	1115	64.75
						15	01145700	Thirukkalar	1905	1046	54.91
					Koradacheri	1	01124700	Perumpugalore	1298	937	72.19
						2	01124900	Tiruppallimukkodal	379	229	60.42
						3	01112100	Annavasal	682	454	66.57
						4	01115500	Athicholamangalam	925	566	61.19
						5	01113100	Deepangudi	1202	653	54.33
						6	01117000	Kamalapuram	1274	784	61.54
						7	01113700	Karaiyappalaiyur	1181	626	53.01
						8	01113200	Keerangudi	1520	780	51.32
						9	01115800	Meladichamangalam	722	552	76.45
						10	01116500	Melathirumadhikkunam	1298	850	65.49
						11	01116400	Nalilonnu	746	468	62.73
						12	01115400	Nattuvakkudi	677	598	88.33
						13	0'1111600	Neikkuppai	1069	607	56.78
						14	01117500	Thittanimuttam	1225	763	62.29
						15	01116600	Thiyagarajapuram	1040	864	83.08
						16	01117600	Vidayapuram	1213	766	63.15
					Kudavasal	1	01116600	Thiyagarajapuram	1040	867	83.37
						2	01110200	Melaramansethi	565	449	79.47
						3	01117200	Paruthiyur	1066	750	70.36
						4	01112500	Thirukkudi	548	289	52.74
					Nannilam	1	01122500	Achudamangalam	2120	1176	55.47
						2	01118300	Kuthanur	1324	825	62.31
						3	01124300	Mugilkudi	1165	601	51.59
						4	01124200	Mulangudi	943	646	68.50
						5	01123800	Mullamangalam	901	504	55.94
						6	01124500	Nagakkudi	992	731	73.69
						7	01124600	Nilakkudi	1121	740	66.01
						8	01119800	Pandaravadi	1155	857	74.20
						9	01119300	Sirupuliyur	2190	1145	52.28
						10	01124400	Surakkudi	590	446	75.59
						11	01120400	Ubhayavedantapuram	2178	1264	58.03
						12	01124800	Vandampalai	1373	776	56.52
						13	01118900	Velangudi	1537	890	57.91
						14	01124000	Visalur	1039	547	52.65
					Valangaiman	1	01107500	Aravathur	833	546	65.55
						2	01107600	Aravoor	1005	740	73.63
						3	01105500	Avalivanallur	1395	900	64.52
						4	01101300	Inamkiliyur	935	803	85.88

S.No	District	Total Pop	SC Pop	SC Pop%	Block	S.N	Vill. Code	Village	Total Pop	SC Pop	SC Pop%
						5	01106300	Kothanur	647	390	60.28
						6	01103000	Madagaram	1600	1146	71.63
						7	01102900	Manalur	1894	992	52.38
						8	01107000	Manickamangalam	762	461	60.50
						9	01105300	Maniyur	985	615	62.44
						10	01104900	Maruvathur	973	608	62.49
						11	01107300	Narthangudi	1015	815	80.30
						12	01103800	Padagacheri	895	617	68.94
						13	01107100	Pappakudi	968	723	74.69
						14	01107700	Payanthancheri	325	242	74.46
						15	01106400	Perungudi	959	663	69.13
						16	01106700	Poonaiyiruppu	357	354	99.16
						17	01106200	Poonthottam	1363	840	61.63
						18	01107200	Pulavarnatham	592	393	66.39
						19	01106600	Rajendranallur	750	547	72.93
						20	01102100	Reghunathapuram	1621	1013	62.49
						21	01106900	Rengunathapuram	728	568	78.02
						22	01106800	Saranatham	1649	932	56.52
						23	01106000	Thenkuvalaveli	1496	1089	72.79
						24	01102200	Veeranam	798	437	54.76
						25	01102600	Velur	1577	823	52.19
2	Cuddalore	2285395	634479	28%	Kattumannarkoil	1	01021000	Adhanur(Mannargudi)	794	721	90.81
						2	01019500	Alinjamangalam	629	365	58.03
						3	01020200	Echampoondi	718	596	83.01
						4	01021500	Kanattampuliyur	775	605	78.06
						5	01018800	Keelakadambur	1957	1225	62.60
						6	01020900	Keelpuliyampattu	756	411	54.37
						7	01011300	Kondasamudram	1299	929	71.52
						8	01008100	Kunamangalam	1632	1112	68.14
						9	01018900	Kuppunkuli	634	485	76.50
						10	01018700	Melakadambur	818	591	72.25
						11	01019100	Melradhambur	632	631	99.84
						12	01009700	Nagarappadi	912	535	58.66
						13	01015600	Nattarmangalam	2129	1139	53.50
						14	01020800	Reddiyur	1401	1014	72.38
						15	01020300	Sirukattur	1128	740	65.60
						16	01018500	Thorappu	668	356	53.29
						17	01015700	Thiruchinnapuram	1072	558	52.05
						18	01011500	Vanamadevi	1769	1244	70.32
						19	01018200	Veerananallur	1785	993	55.63
						20	01020500	Achaippuram	951	521	54.78
						21	01019700	Kuchur	924	518	56.06
						22	01019400	Thondamanatham	285	246	85.96
						23	01018600	Velampoondi	814	652	80.01
						24	01020600	Eyyalur	681	397	58.35
					Kumaratchi	1	01006300	C. Vakkaramari	772	482	62.44

S.No	District	Total Pop	SC Pop	SC Pop%	Block	S.N	Vill. Code	Village	Total Pop	SC Pop	SC Pop%
						2	01007100	Kattukudalur	838	678	80.91
						3	01005500	Varagur	1034	669	64.70
						4	01012500	Alkondanatham	643	445	69.21
						5	01022400	Chidambara Arasur	976	671	68.75
						6	01013100	Kuduveli Cavadi	1327	691	52.07
						7	01016400	Mannarkulakudi	2382	1590	66.75
						8	01013500	Nandimangalam	1232	686	55.68
						9	01013300	Obianjimedu (Meyyathur)	646	415	64.24
						10	01014900	Neyvasal	936	726	77.56
						11	01019300	Odaiyur (Mannarkudi)	732	526	71.86
						12	01012900	Parivilagam	1102	841	76.32
						13	01015900	Solakkur	697	442	63.41
						14	01016800	Suravilandur	1370	914	66.72
						15	01013200	Themmur	1678	919	54.77
						16	01013700	Therkumangudi	893	487	54.54
						17	01016700	Thirunaraiyur	1295	749	57.84
						18	01013000	Vadamur	731	553	75.65
						19	01017600	Keezadhangudi	556	387	69.60
						20	01012800	Kothavasai	458	304	66.38
						21	01012600	Sivakam	597	552	92.46
						22	01017900	Pillaiarthangal	520	284	54.82
					Keerapalayam	1	01001600	Vakkur	667	432	64.77
						2	00999000	Velliyakudi	638	364	57.05
						3	01004000	Vilagam	2337	1376	58.88
						4	01011800	Kaliyamalai	1173	631	53.79
						5	01009000	Kumarakudi	1836	1190	64.81
						6	01008400	Mathurenganallur	1763	951	53.94
						7	01008800	Mudikandanallur	2045	1213	59.32
						8	01002300	K. Adoor	2471	1972	79.81
						9	01006600	Mugaiyur	1803	1345	74.60
						10	00998800	Paradur	3000	1523	50.77
						11	00996300	Sathamangalam	2454	1311	53.42
						12	00999100	Palanchernthangudi	719	588	81.78
						13	01004400	T. Manalur	913	888	97.26
						14	00998600	Killianur	1452	1386	95.45
						15	01003700	Pannapattu	1801	1383	76.79
						16	01006700	Perugalur	861	654	75.96
						17	01004700	Sirugalur	814	597	73.34
						18	01003800	Ayyanur Akkaramangalam	1602	1071	66.85
						19	01002100	Tharasur	777	428	55.08
						20	01004100	Sethiyur	1347	826	61.32
						21	00999600	Ennanagaram	734	470	64.03
						22	01002200	Devangudi	776	394	50.77

BIHAR
(Pop data as per census 2001)

S.N	Dist.	Total Pop	SC Popn	SC Pop%	Block	S.N	Vill. Code	Village	Tot Pop	SC Pop	SC% Pop
1	Gaya	34,73,428	10,29,524	29.64	Khijarsarai	1	04012000	Nagriyava	1804	980	54.32
						2	04011100	Tarka	1676	914	54.53
						3	04007900	Makhdumpur	862	477	55.34
						4	04008200	Lohuret	605	461	76.20
						5	04011800	Mohrachak	729	403	55.28
						6	04010800	Shadipur	421	388	92.16
						7	04007500	Pathra	657	377	57.38
						8	04008300	Mosepur	620	353	56.94
						9	04002500	Kushdihra	235	235	100.00
						10	04012500	Dariyapur	419	371	88.54
						11	04012300	Nananpur	624	356	57.05
						12	04012100	Karhara	417	246	58.99
						13	04012800	Panhari	402	224	55.72
					Atri	1	04029300	Khiri	1292	801	62.00
						2	04029600	Mara	424	424	100.00
						3	04026000	Gangati	593	329	55.48
						4	04027000	Titmo	412	317	76.94
						5	04024600	Nouranga	327	244	74.62
						6	04024200	Misira Binha	280	240	85.71
						7	04028300	Aviulapur	342	196	57.31
						8	04025500	Banvan Gosaimath	133	132	99.25
					Manpur	1	04030900	Rasuna	1504	1191	79.19
						2	04033600	Dohari	1440	786	54.58
						3	04035300	Paroriya	1272	658	51.73
						4	04035500	Amra	908	506	55.73
						5	04033000	Bdra	873	457	52.35
						6	04034400	Bejal Tetriya	684	386	56.43
						7	04030200	Mahuari	527	364	69.07
						8	04033100	Pachamba	546	354	64.84
						9	04031800	Tanrahi	353	344	97.45
						10	04035700	Bagahi kala	385	313	81.30
						11	04033800	Hali	571	307	53.77
						12	04034100	Mirzapur	471	303	64.33
						13	04035100	Masutha Khurd	503	294	58.45
						14	04029800	Biju Bigha	404	290	71.78
						15	04036100	Manjholi	421	281	66.75
						16	04031500	Kemunchak	248	208	83.87
						17	04030800	Gere	340	174	51.18
						18	04031100	Nanhak Chak	298	174	58.39
						19	04034600	Belhanta	268	140	52.24

S.N	Dist.	Total Pop	SC Popn	SC Pop%	Block	S.N	Vill. Code	Village	Tot Pop	SC Pop	SC% Pop
					Bodh Gaya	1	04163500	Shekhbara	2127	1296	60.93
						2	04162000	Priya	2214	1163	95.8
						3	04164900	Gangahar	1870	1073	57.38
						4	04157600	Ratnara g a Bigha	1615	892	55.23
						5	04165500	Neeman	1478	743	50.27
						6	04163400	Pathra	760	546	71.84
						7	04158900	Bajraha	636	539	84.75
						8	04158800	Dulra	593	467	78.75
						9	04161300	Khrona	829	454	54.76
						10	04165300	Gothu	729	431	59.12
S.N	Dist.	Total Pop	SC Popn	SC Pop%	Block	S.N	Vill. Code	Village	Tot Pop	SC Pop	SC% Pop
						11	04158300	Atiya	716	416	58.10
						12	04163900	Turi Khurd	476	403	84.66
						13	04160100	Beri Chak	493	374	75.86
						14	04157900	Mahurar	622	371	59.65
						15	04161100	Paner	580	360	62.07
						16	04162200	Arjun Bigha	592	326	55.07
						17	04156900	Kakshar pur	486	304	62.55
						18	04166800	Saidpur	425	295	69.41
						19	04162100	Parsama	498	273	54.82
						20	04167200	Jodhpur	295	237	80.34
						21	04167700	Bagahi khurd	219	161	73.52
						22	04166300	Dumri	158	158	100.00
					Tankuppa	1	04178200	Poa a	1283	831	64.77
						2	04172800	Gajadhar pur	1338	804	60.09
						3	04171600	Parsava	649	453	69.80
						4	04169500	Salar pur	769	449	58.39
						5	04170600	Sultan pur	551	430	78.04
						6	04172700	Emad pur	551	429	77.86
						7	04172400	Mahammad pur	627	399	63.64
						8	04177200	Saval pur	649	369	56.86
						9	04177800	Bhagwan pur	679	353	51.99
						10	04175800	Parsova	551	350	63.52
						11	04175200	Pahri	654	337	51.53
						12	04172500	Pathra	436	329	75.46
						13	04170900	Bakichak	379	300	79.16

S.N	Dist.	Total Pop	SC Popn	SC Pop%	Block	S.N	Vill. Code	Village	Tot Pop	SC Pop	SC% Pop
						14	04174800	Tetriya	542	271	50
						15	04176700	Gangti	300	245	81.67
						16	04178500	Majgaon	270	244	90.37
						17	04177900	Nauakhap	260	210	30.43
						18	04171400	Bahadra	193	191	98.96
						19	04176000	Chehula	156	156	100
						20	04169400	Jaipur	98	98	100
					Wajirganj	1	04179000	Burdhera	2366	1346	56.89
						2	04182900	Mehur	2231	1231	55.18
						3	04179100	Vasua	1880	984	52.34
						4	04183500	Bihon	1520	871	57.3
						5	04151800	Bindas	1325	827	62.42
						6	04179700	Kandhriya	1538	803	52.21
						7	04187200	Nanaini	1189	690	58.03
						8	04183600	Manjholi	1037	682	65.77
						9	04181200	Goriya	996	665	66.77
						10	04192300	Mahugain	1287	657	51.05
						11	04181700	Itava	826	559	67.68
						12	04182000	Sarsa	780	553	70.9
						13	04180500	Siraji	523	522	99.81
						14	04191600	Kujihi	532	522	98.12
						15	04182400	Bodhchak	686	488	71.14
						16	04193200	Tipua	805	446	55.4
						17	04185100	Aaropur	819	439	53.6
						18	04180400	Parsapav	441	406	92.06
						19	04188500	Bela	430	335	77.91
						20	04191800	Hasnouli	625	334	53.44
						21	04180100	Devachak	408	326	79.9
						22	04180600	Siri	460	261	56.74
						23	04183700	Lohjra Bikhampur	398	255	64.07
						24	04193100	Amochak	213	181	84.98
					Fathepur	1	04201700	Nodiha	2971	1784	60.05
						2	04196500	Salaiya Khurd	1374	986	71.76
						3	04206400	Jamhaita	1480	872	58.92
						4	04207000	Kushumhar	1433	847	59.11
						5	04198400	Rajondha	1158	606	52.33
						6	04211200	Patbandha	871	574	65.9
						7	04194300	Mayapur	688	566	82.27

S.N	Dist.	Total Pop	SC Popn	SC Pop%	Block	S.N	Vill. Code	Village	Tot Pop	SC Pop	SC% Pop
						8	04201000	Avalpur	867	538	62.05
						9	04209700	Balhuani	575	444	77.22
						10	04203700	Bela	495	414	83.64
						11	04209900	Harkurha	655	384	58.62
						12	04204800	Roshna	626	375	59.9
						13	04194600	Raghunathpur	499	350	70.14
						14	04200900	Barveri	639	323	50.55
						15	04202600	Simriya	306	303	99.02
						16	04207100	Dala	401	218	54.36
						17	04196200	Gangahardiya	252	195	77.38
						18	04202100	Kalyanpur	185	185	100
						19	04195400	Dhuva	123	114	92.68
						20	04194000	Katya	195	110	56.41
						21	04205900	Kuthkat	182	106	58.24
						22	04207300	Karamdih	122	80	65.57
					Mohanpur	1	04212400	Rojvar	1736	942	54.26
						2	04232900	Sanovarchak	1548	800	51.68
						3	04233700	Lakrakal	952	767	80.57
						4	04223700	Bogo	992	723	72.88
						5	04233900	Matgarha	1203	723	60.1
						6	04228700	Khurua	1081	590	54.58
						7	04231200	Kachanpur	843	560	66.43
						8	04224500	Chava	738	543	73.58
						9	04224200	Gopalkhera	1029	541	52.58
						10	04227800	Khop	819	453	55.31
						11	04232100	Lahngapura	653	453	69.37
						12	04214900	Manjholiya	498	443	88.96
						13	04229200	Dhanhari	479	377	78.71
						14	04232700	Barakhar	432	315	72.92
						15	04225900	Khurora	500	309	61.8
						16	04229100	Rampur	516	302	59.3
						17	04211500	Sugava	414	300	72.46
						18	04223200	Saliya	418	299	71.53
						19	04232300	Kolkala	279	279	100
						20	04228600	Vishunpur	491	275	56.01
						21	04214300	Bankat	264	264	100
						22	04223100	Basupurha	453	258	56.95
						23	04213700	Karjara	350	257	73.43

S.N	Dist.	Total Pop	SC Popn	SC Pop%	Block	S.N	Vill. Code	Village	Tot Pop	SC Pop	SC% Pop
						24	04211400	Jainagar	278	161	57.91
					Mohra	1	04022700	Pakri	837	569	67.98
						2	04018200	Chivra	535	534	99.81
						3	04020700	Puraini	850	454	53.41
						4	04021100	Surajpur	589	326	55.35
						5	04021900	Pachrukhi	574	306	53.31
						6	04018500	Chamardih	306	298	97.39
						7	04019100	Mahuarai	266	264	99.25
						8	04019200	Gendupur	239	238	99.58
					Konch	1	03975000	Ichapur	1520	951	62.57
						2	03969500	Doravan	1301	676	51.96
						3	03973500	Mangrama	1023	547	53.47
						4	03972900	Hasanpur	483	338	69.98
					Tikari	1	03987100	Tetarpur	922	537	58.24
						2	03985100	Siyanandpur	527	430	81.59
						3	03986300	Tetariya	742	419	56.47
						4	03987800	Dihuri	523	390	74.57
						5	03976900	Akhriyapur	648	378	58.33
						6	03990000	Dulatpur	631	327	51.82
						7	03985200	Gopalpur	426	255	59.86
						8	03988800	Jagirkathak	181	124	68.51
					Belaganj	1	03992400	Shankarpur	986	601	60.95
						2	04001500	Shekhpura khurd	730	579	79.32
						3	03994400	Areli	869	453	52.13
						4	03992800	Barai Bigha	658	417	63.37
						5	04002000	Margaon	655	415	63.36
						6	03993900	Bajpura	427	298	69.79
						7	03997400	Ishapur	206	199	96.60
					Paraiya	1	04047800	Kushtuua	1535	793	51.66
						2	04051000	Khera Pokhar	892	480	53.81
						3	04049900	Pranpur	614	392	63.84
						4	04050300	Mahadev pur	608	317	52.14
						5	04047600	Dhansira	459	292	63.62
						6	04049700	Kodiya	371	284	76.55
						7	04053700	Sijuaa	280	279	99.64
						8	04047300	Khiriya	522	267	51.15
						9	04052400	Sakhva	231	226	97.84
						10	04050000	Guliyachak	210	195	92.86

S.N	Dist.	Total Pop	SC Popn	SC Pop%	Block	S.N	Vill. Code	Village	Tot Pop	SC Pop	SC% Pop
						11	04048100	Karmatkar	194	194	100
						12	04049400	Nad	160	132	82.5
					Barachatti	1	04245000	Gosai Besra	2973	1619	54.46
						2	04245700	Bighi	1189	1110	93.36
						3	04237900	Bela	1265	697	55.10
						4	04247000	Tendua	759	652	85.90
						5	04247400	Pratapi	1247	633	50.76
						6	04245600	Balvar	1102	621	56.35
						7	04247800	Somaiya	859	488	56.81
						8	04244800	Chanda	688	471	68.46
						9	04242900	Latkuha	573	403	70.33
						10	04244700	Dhordaha	462	402	87.01
						11	04246600	Govariya	476	383	80.46
						12	04246700	Haraiya	581	372	64.03
						13	04244200	Sonhi Janjor	373	348	93.30
						14	04249200	Tetriya	480	342	71.25
						15	04247900	Piprathi	354	316	89.27
						16	04250100	Dih Hanri	336	316	94.05
						17	04247700	Chorniya	274	273	99.64
						18	04237200	Mannan Bigha	374	262	70.05
						19	04236400	Makhdumpur	273	194	71.06
						20	04242600	Larutari	134	134	100.00
					Bathani	1	04015000	Khesari	1463	748	51.13
						2	04016600	Sindha	1392	786	56.47
					Sadar	1	04044400	Gyanu Bigha	1519	1068	70.31
						2	04040900	Kal Daspur	1391	913	65.64
						3	04045400	Dhandih	1233	774	62.77
						4	04038400	Pathrora	1074	756	70.39
						5	04042200	Chana	908	755	83.15
						6	04045900	Chorowa	1194	686	57.45
						7	04038500	Pahadpur	793	611	77.05
						8	04043200	Ranapur	707	550	77.79
						9	04038700	Benta	797	479	60.10
						10	04042400	Balna	745	454	60.94
						11	04037900	Deguna	451	256	56.76
						12	04041200	Kirtnavada	526	337	64.10

ASSAM

(data as per census 2001)

S.N	District	Total Pop	SC Pop	SC Pop%	Block	S.N	Vill.Code	Village	Total Pop	SC Pop	SC Pop%
1	Nowgaon	2314629	215209	9.30%	Jugijan	1	01039700	Hatimura	824	824	100%
						2	01044100	No. 2 Radhanagar NC	671	650	96.87%
						3	01039600	Dakhin Denduguri	1035	987	95.36%
						4	01039400	Taradubi	591	562	95.09%
						5	01039900	Pub Na- Bhanga	453	411	90.73%
						6	01038500	Hayang Basti	898	812	90.42%
						7	01039300	Wareng Geding	1165	1036	88.93%
						8	01045000	Pub Solmarijan	734	642	87.47%
						9	01049200	Matikhola	1909	1318	69.04%
						10	01039500	Kenduguri	1384	949	68.57%
					Pakhimoria	1	01001500	Lomati Jolah	327	327	100%
						2	01001400	Sukutiputa	152	127	83.55%
						3	00999600	Mohmoria	1002	807	80.54%
						4	01001000	Buragohain Than	721	571	79.20%
						5	01000400	Dakhinpat Satra	1962	1502	76.55%
						6	09998000	Ranthali	1946	1327	68.19%
	Kaliabar					1	00944700	Mowamari	1151	889	77.24%
	Odali					1	01039200	Barafuti	559	558	99.82%
						2	01058600	Banbengena Ati	878	779	88.72%
						3	01058900	No. 1 Ramnagar	1477	1199	81.18%
	Lawkhowa					1	00972500	Uttar bhomoraguri	801	797	99.50%
						2	00972200	Dakhin Bheloguri	1174	1134	96.85%
						3	00972300	Uttar Bheloguri	1174	1134	96.85%
						4	00972400	Tubuki Jarani	1643	1572	95.68%
						5	00971900	Bhurbandha No.2	994	945	95.07%
						6	00972600	Mabhorali	1036	944	91.12%
	Dhalpukhuri					1	01062900	Jurapukhuri	1123	1068	95.10%
						2	01064800	Krishnanagar	1670	1519	90.96%
						3	01062600	Lakhipur	1302	1153	88.56%
						4	01064800	Kharikhanabil	2042	1440	70.52%
						5	01062500	Pamgaon	1768	1242	70.25%
						6	01063000	Pub Bhalukmari	1997	1340	67.10%
	Raha					1	01014500	Tubuki Borhola	145	136	93.79%
						2	01019500	Barunguir	696	641	92.23%
						3	01014200	Jakorowa Beel	559	509	91.06%

S.N	District	Total Pop	SC Pop	SC Pop%	Block	S.N	Vill.Code	Village	Total Pop	SC Pop	SC Pop%
						4	01019700	Bandura Beel	152	133	87.50%
						5	01021000	Bahakabari	698	509	72.92%
						6	01020100	saru Amri	166	115	69.28%
						7	01021500	Missamari No.2	1208	1028	85.10%
					Rupahi	1	00980200	Gorajan	2433	2243	92.19%
					Kathiatoli	1	01024500	Kekoribari	510	460	90.20%
						2	01022700	Kolaikhowa	803	704	87.67%
						3	01033300	Legngai	1101	737	66.94%
					Binnakandi	1	01046400	Hatikhuli Tongia F.V	377	338	89.66%
						2	01046200	Ambari F.V	1005	891	88.96%
					Lumding	1	01074100	Krishnan Basti No. 1	211	189	89.57%
					Pachim Kaliabor	1	00934200	Lakhanabandha	2197	1875	86.34%
						2	00934400	Pataliati	712	555	77.95%
						3	00934100	Dhanekhowa	2004	1410	70.36%
					Niz Lawkhowa	1	00972000	Niz Lawkhowa	2286	1815	79.40%
2	Morigaon	117696	14247	12.10%	Mayang	1	00923300	Bhalukaguri	456	456	100%
						2	00874700	Baramarip am	471	471	100%
						3	00873200	Hatibhangi	1021	1021	100%
						4	00873400	Mukata No-1	669	669	100%
						5	00879700	Bohadolo ni	864	862	99.96%
						6	00870200	Kachasila	402	401	99.95%
						7	00874600	Garakhigh at	1412	1409	99.78%
						8	00926000	Kholahat LC	228	227	99.60%
						9	00874500	Baramarig aon	883	876	99.20%
						10	00876600	Burgaon No-1	1819	1800	98.95%
						11	00883600	Bordoloni	2061	1973	95.73%
						12	00879500	Thengbha nga	3014	2903	95.68%
						13	00881700	Borpayak Jungle	1455	1387	95.32%
						14	00875300	Kacharijan	406	384	94.58%
						15	00874900	Burgaon No-2	1304	1184	90.97%
						16	00923500	Hathkhola	673	594	88.26%
						17	00922200	Dakhin Dharamtul	1986	1729	87.05%
						18	00870300	Katahguri	828	682	82.76%
						19	00874200	Murkata No-2	880	715	81.25%
						20	00872500	Chutagarj an	1632	1290	79.04%
						21	00922600	Chipiri	525	409	77.90%

S.N	District	Total Pop	SC Pop	SC Pop%	Block	S.N	Vill.Code	Village	Total Pop	SC Pop	SC Pop%
						22	00924000	Sarumati Parbat	510	396	77.64%
						23	00879900	Khaloni	2134	1621	75.96%
						24	00922800	Morakolon g	419	317	75.65%
						25	00873100	Pavakati	309	292	94.50%
						26	00926500	Borguloi Amsoi	166	123	74.09%
						27	00869800	Chanaka	360	257	71.38%
						28	00879200	Burhaburi	4846	2974	61.37%
						29	00871100	Bahakajari	1701	1057	62.14%
					Kapili (pt)	1	00929900	Kachadha ra	1062	1030	96.98%
						2	00917500	Gunamara No-1	285	277	97.19%
						3	00911500	Bualguri	186	179	96.23%
						4	00919300	Pather	183	169	92.34%
					Bhurbandha	1	00911400	Bakhorbor i	1683	1381	82.05%
						2	00918100	Bordol	395	323	81.72%
						3	00916500	Bagharag aon	873	578	66.20%
						4	00928100	Sukdal Sarubori	601	398	66.00%
						5	00896300	Bhakuam ari	418	418	100%
						6	00894700	Baralimari Beel	987	987	100%
						7	00895000	Dungarpar	1040	1039	99.90%
						8	00894900	Barunguri Bell	935	909	97.21%
						9	00896700	Banmuri Beel	597	574	93.14%
						10	00897400	Barpather No-1	637	608	95.44%
					Laharighat	1	00892700	Sundubat up	1107	1014	91.50%
						2	00898100	Banmuri Beel	642	562	84.53%
						3	00898100	Rajabori	642	562	84.53%
						4	00898400	Bechamar I duba	1047	874	81.37%
						5	00895200	Baralimari Pather	2110	1457	69.05%
						6	00895300	Bhakuam ari Pam	1492	1027	68.85%
						7	00893000	Jengpori	2432	1671	68.70%

Himachal Pradesh

(data as per census 2001)

S.N	Distt	Total Pop	SC Pop	SC Pop %	Block	SNo	Vill. Code	Village	Total Pop	SC Pop	SC Pop%
1	Sirmour	410923	126680	30.83	Rajgarh	1	01557600	Bagar Panoti (7)	280	239	85.36
						2	01558000	Matal Bakhog (11)	738	451	61.11
						3	01558200	Ghotari (14)	353	213	60.34
						4	01558400	Thandi Dhar (15)	234	169	72.22
						5	01558900	Manwan (19)	307	187	60.91
						6	01559100	Dhar Pabhech (21)	302	202	66.89
						7	01559400	Deothi Majhgaon (5)	1,196	714	59.70
						8	01559500	Kuru Lawana (2)	529	300	56.71
						9	01559600	Dibbar (3)	741	559	75.44
						10	01559700	Kufar Matlori (23)	272	230	84.56
						11	01560900	Kashmali Salogni (30)	261	172	65.90
						12	01561400	Jalag Jagher (40)	271	190	70.11
						13	01561500	Rana Ghat (41)	388	276	71.13
						14	1561700	Shalanji Banjan (69)	214	142	66.36
						15	01561800	Shalaji Dangara (68)	293	167	57.00
						16	01562700	Kanog Dhandhdel (66)	394	252	63.96
						17	01564100	Parya Hechar (82)	324	180	55.56
						18	01565000	Ser Jagas (58)	481	297	61.75
						19	01565800	Neri Ratoli (62)	384	215	55.99
						20	01565900	Fatehpur Sadhori (123)	437	255	58.35
						21	01566300	Kanhech (126)	254	165	64.96
						22	01566700	Dharoti (130)	684	406	59.36
						23	01567000	Rajgarh (122)	424	310	73.11
						24	01567200	Dhar Baghera (118)	339	238	70.21
						25	01567700	Shaya Chhabron (92)	369	207	56.10
						26	01568600	Thor Kolan (131)	425	249	58.59
						27	01568700	Reri Gusan (133)	511	304	59.49
						28	01569800	Karang (101)	355	246	69.30
						29	01570000	Bhuira (100)	530	299	56.42
						30	01570400	Jola (114)	207	148	71.50
						31	01570700	Dahan (110)	336	210	62.50
					Panchhad	1	01576200	Kotla Panjola (356)	589	419	71.14
						2	01576500	Gadhasar (359)	369	199	53.93
						3	01576600	Shina (360)	297	179	60.27

S.N	Distt	Total Pop	SC Pop	SC Pop %	Block	SNo	Vill. Code	Village	Total Pop	SC Pop	SC Pop%
						4	01577300	Dilman (364)	201	133	66.17
						5	01577900	Gadshaya (383)	266	233	87.59
						6	01578700	Chandog (393)	435	418	96.09
						7	01579100	Ghirad -Sandrhol (394)	255	188	73.73
						8	01579200	Bara Chakli (400)	210	155	73.81
						9	01580600	Bhajana Tutab (390)	201	140	69.65
						10	01582200	Thakar Dwara (273)	350	197	56.29
						11	01582900	Thakar Dwara (273)	236	214	90.68
						12	01583100	Bambyar Badiar (283)	226	164	72.57
						13	01585400	Chanyana Bakyori (257)	270	169	62.59
						14	01586500	Anji Bhaganji (309)	292	158	54.11
						15	1587600	Bathioli (368)	413	273	66.10
						16	01588100	Malanon -Ki-Ber (306)	263	197	74.90
						17	01588200	Sharia Bajog (322)	471	283	60.08
						18	01588600	Bharut (352)	317	222	70.03
						19	01589000	Deothal (355)	242	234	96.69
						20	01589100	Mohar (350)	309	275	89.00
						21	01589700	Daron Deoria (347)	290	159	54.83
						22	01592600	Bhauri (174)	777	490	63.06
						23	01592700	Sarol Bashech (253)	276	147	53.26
						24	01594600	Lanamiyu (143)	260	141	54.23
						25	01596000	Phagala (180)	305	291	95.41
						26	01596100	Jahar (252)	580	344	59.31
						27	01596800	Dingri (182)	266	149	56.02
						28	01597800	Lana Chabyul (196)	224	189	84.38
						29	01602000	Lana Baka (203)	230	136	59.13
					Nahan	1	01613900	Bana Koti (56)	227	125	55.07
						2	01614000	Jenchah Majhai (57)	242	135	55.79
						3	01614900	Shiru Maila (81)	202	120	59.41
						4	01615400	Bhaynkar Siyun (74)	202	120	59.41
						5	01616600	Tirmali Dayar (87)	566	349	61.66
						6	01616700	Dabhuri -Tikkar (86)	289	206	71.28
						7	01622200	Dhob Ghat (20)	389	220	56.56
						8	01623600	Barman Papri (127)	887	546	61.56
						9	01623800	Amrayun Bakarla (36)	219	187	85.39

S.N	Distt	Total Pop	SC Pop	SC Pop %	Block	SNo	Vill. Code	Village	Total Pop	SC Pop	SC Pop%
						10	01624100	Maholiya Khatola (122)	973	828	85.10
						11	01625400	Ambwala Sainwala (120)	1,408	798	56.68
						12	01625600	Majholi (41)	523	280	53.54
						13	01625800	Dewka Purla (42)	336	245	72.92
						14	01628900	Aunli Wala Gade (48)	301	174	57.81
						15	01629100	Malonwala (117)	960	896	93.33
						16	01629400	Kun (115)	336	308	91.67
						17	01629600	Ban Kalan (112)	890	558	62.70
						18	01629700	Gara Bhudi (113)	346	183	52.89
						19	01629900	Jogi Ban (111)	703	426	60.60
						20	01630000	Uttam Wala Baraban (110)	589	315	53.48
					Paonta	1	01632200	Bharog Baneri (72)	516	319	61.82
						2	01632300	Thakur Kujewala (73)	243	181	74.49
						3	01632500	Gawana (74)	247	150	60.73
						4	01632600	Maihat (75)	368	216	58.70
						5	01633100	Kandon Phagar (64)	409	207	50.61
						6	01633200	Madhara (70)	362	193	53.31
						7	01633800	Phandi Boriwala (161)	265	147	55.47
						8	01635100	Jamni Ghat (167)	243	243	100.00
						9	01638400	Kedarpur (119)	662	376	56.80
						10	01640700	Sirmauri Tal (19)	415	348	83.86
						11	01642300	Dubri (60)	1,619	946	58.43
						12	01642500	Ram Nagar (34)	268	235	87.69
						13	01642600	Amboa(33)	1,450	839	57.86
						14	01642900	Rajput Dagwali(35)	1,003	503	50.15
						15	01645800	Adhog(4)	552	319	57.79
						16	01646500	Sadiyar(8)	270	160	59.26
						17	01646600	Bhajhan(15)	450	267	59.33
						18	01647100	Bhatrog(20)	354	191	53.95
						19	01647200	Kunair Dhamaun(30)	362	319	88.12
						20	01647700	Dhab Pipli (215)	219	133	60.73
					Sangrah	1	01571500	Choras Tarna (133)	626	404	64.54
						2	01571900	Ghanduri (132)	1,284	808	62.93
						3	01574300	Punnar (128)	629	397	63.12
						4	01574500	Garari (126)	501	356	71.06

S.N	Distt	Total Pop	SC Pop	SC Pop %	Block	SNo	Vill. Code	Village	Total Pop	SC Pop	SC Pop%
						5	01576000	Gatlog (122)	569	397	69.77
						6	01602700	Shilwara (144)	817	474	58.02
						7	01602800	Sainj (145)	1,069	595	55.66
						8	01603800	Rerli (144)	461	284	61.61
						9	01604000	Lana Mashur (115)	256	201	78.52
						10	01604100	Dada Khalar (112)	200	131	65.50
						11	01604300	Mandoli (149)	573	334	58.29
						12	01604400	Ranphua Jabrog (150)	1,051	574	54.61
						13	01606400	Kolwa (100)	321	223	69.47
						14	01606500	Ghanto (98)	720	442	61.39
						15	01606800	Luwali (102)	299	170	56.86
						16	01606900	Jar Darabal (95)	553	366	66.18
						17	01607100	Ganog (103)	646	375	58.05
						18	01607300	Rajana (105)	1,068	634	59.36
						19	01607800	Kakog (107)	260	217	83.46
						20	01608200	Jarag (93)	982	553	56.31
						21	01608300	Khur (94)	795	651	81.89
						22	01608600	Koti Dhaman (209)	981	615	62.69
						23	01609200	Bandal (207)	598	341	57.02
						24	01609400	Kyarta Pipalti (199)	290	186	64.14
						25	01609600	Khala Kiyar (205)	707	491	69.45
2	Solan	409362	127395	31.12	Kunihar	1	01304300	Kandhar (506)	441	236	53.51
						2	01307900	Neori (8)	334	189	56.59
						3	01309000	Sangoi (47)	330	188	56.97
						4	01309200	Malawan (48)	312	312	100.00
						5	01309400	Mangu (46)	660	368	55.76
						6	01309700	Giana (45)	763	450	58.98
						7	01327800	Kathla (345)	328	197	60.06
						8	01330100	Lahmun (170)	279	276	98.92
						9	01330900	Seri (58)	406	213	52.46
						10	01335000	Sainj (128)	215	197	91.63
						11	01336900	Chandpur (143)	261	185	70.88
						12	01339400	Balera (420)	291	178	61.17
						13	01345000	Chandera (422)	280	159	56.79
						14	01345400	Samlech (433)	413	228	55.21
						15	01346300	Larech (438)	312	201	64.42

S.N	Distt	Total Pop	SC Pop	SC Pop %	Block	SNo	Vill. Code	Village	Total Pop	SC Pop	SC Pop%
						16	01346400	Man (439)	1,084	578	53.32
						17	01346500	Bawasi (440)	215	120	55.81
						18	01346600	Jialang (441)	379	344	90.77
						19	01346700	Jiawala (442)	528	379	71.78
						20	01348500	Jalana (90)	558	302	54.12
						21	01354100	Haripur (463)	428	247	57.71
						22	01354400	Thauna (470)	316	168	53.16
						23	01354600	Nagar Sihanwan (472)	530	318	60.00
						24	01345300	Tanseta (432)	193	149	77.20
					Dharmpur	1	01424800	Harath (388)	236	156	66.10
						2	01425800	Goela (354)	364	233	64.01
						3	01437500	Basdala (503)	205	186	90.73
						4	01441200	Timli (417)	236	206	87.29
						5	01443200	Jadla (446)	338	176	52.07
						6	01444800	Chanol (469)	244	133	54.51
						7	01446500	Bhaogri (504)	550	281	51.09
						8	01451300	Kharota (228)	257	140	54.47
						9	01454100	Thandu (167)	363	306	84.30
						10	01457000	Mashobra (158)	279	169	60.57
						11	01457800	Haripur (199)	384	302	78.65
						12	01458800	Surajpur (198)	305	153	50.16
						13	01459300	Koti (187)	482	247	51.24
						14	01459700	Kalu Jhanda (186)	428	227	53.04
						15	01460200	Upmohal Chandaryani	325	301	92.62
						16	01460800	Upmohal Naryal	228	130	57.02
						17	01466100	Kot Khas (727)	203	112	55.17
						18	01466900	Gharsi Kukana (731)	293	172	58.70
						19	01468500	Kharog (709)	278	153	55.04
						20	01469600	Thare Ka Thakurdawara (765)	391	210	53.71
						21	01469700	Dharampur (768)	1,103	598	54.22
						22	01472400	Chhahar (708)	205	169	82.44
						23	01473200	Mangoti (105)	302	203	67.22
						24	01475200	Kiarad (781)	308	203	65.91
						25	01476500	Koti (128)	423	212	50.12
						26	01477200	Kainthi (902)	242	152	62.81
						27	01479200	Sandhog (943)	228	188	82.46

S.N	Distt	Total Pop	SC Pop	SC Pop %	Block	SNo	Vill. Code	Village	Total Pop	SC Pop	SC Pop%
					Solan	28	01480100	Shogi (935)	200	146	73.00
						29	01480300	Nabon (934)	368	271	73.64
						30	01480600	Jakhroa (932)	403	203	50.37
						31	01480700	Barog (930)	243	193	79.42
						32	01446100	Banti(482)	198	174	87.88
						33	01464300	Banjni(723)	199	104	52.26
						34	01469500	Gulhari(751)	197	116	58.88
						1	01485500	Kaniara (24/277)	212	147	69.34
						2	01488600	Radyana (5)	324	231	71.30
						3	01489500	Rakhog (25/299)	253	201	79.45
						4	01492700	Ranon (87)	288	149	51.74
						5	01492900	Kothi (80)	293	178	60.75
						6	01497200	Top Ki Ber (75)	371	282	76.01
						7	01497600	Kothi Deora (672)	415	245	59.04
						8	01498600	Bhanat (677)	239	162	67.78
						9	01501300	Khil Jashli (788)	287	218	75.96
						10	01501500	Haripur (786)	219	138	63.01
						11	01502500	Runan Ghoron (800)	312	268	85.90
						12	01503200	Sultanpur (811)	323	266	82.35
						13	01503700	Katal Kathar (70/823)	263	235	89.35
						14	01504600	Rehon (69/826)	401	274	68.33
						15	01504800	Nahech (69/819)	547	252	55.14
						16	01516400	Khanog (612)	200	107	53.50
						17	01518700	Shalogra (5)	820	623	75.98
						18	01519500	Dadhog (30)	255	196	76.86
						19	01519600	Daonsi (11)	294	240	81.63
						20	01520700	Kanah Bajnal (544)	345	340	98.55
						21	01520800	Panog Damkri (548)	285	208	72.98
						22	01525600	Ser Banera (514)	589	356	60.44
						23	01525800	Dhar (573)	338	228	67.46
						24	01526200	Darja (578)	296	228	77.03
						25	01527700	Padhan (54)585)	201	187	93.03
					Kandaghat	1	01531300	Satrol (223)	359	300	83.57
						2	01541200	Podhna (55)	206	132	64.08
						3	01547500	Badon (407)	226	156	69.03
						4	01547600	Bisha (423)	658	382	58.05
						5	01548800	Basha (402)	431	222	51.51

S.N	Distt	Total Pop	SC Pop	SC Pop %	Block	SNo	Vill. Code	Village	Total Pop	SC Pop	SC Pop%
						6	01549100	Bagetu (403)	207	134	64.73
						7	01549400	Thana Badhol (406)	276	169	61.23
						8	01550200	Benu (462)	290	213	73.45
						9	01550400	Salahi (460)	231	182	78.79
						10	01550800	Banjni (456)	392	242	61.73
						11	01554000	Nagali (497)	275	173	62.91
						12	01555800	Bhoira (488)	398	219	55.03
						13	01556300	Kurgal (509)	375	194	51.73
						14	01556800	Rohed (505)	628	374	59.55
						15	01557300	Tikeri (504)	277	152	54.87
						16	01490400	Khairi(31)	194	119	61.34
						17	01546600	Senj(416)	196	106	54.08

Annexure 5.1
(See Para 5.2.2)

**STATE/UT-WISE NUMBER OF ENTRIES IN THE CENTRAL LIST OF OBCS
AS ON 31.03.2013**

S. No.	State/UT	Total No. of Entry
1	Andhra Pradesh	105
2	Arunachal Pradesh*	0
3	Assam	28
4	Bihar	131
5	Chhattisgarh	67
6	Goa	16
7	Gujarat	104
8	Haryana	73
9	Himachal Pradesh	52
10	J & K	21
11	Jharkhand	127
12	Karnataka	193
13	Kerala	83
14	Madhya Pradesh	75
15	Maharashtra	255
16	Manipur	4
17	Mizoram*	0
18	Meghalaya*	0
19	Nagaland *	0
20	Orissa	198
21	Punjab	65
22	Rajasthan	68
23	Sikkim	9
24	Tamil Nadu	180
25	Tripura	43
26	Uttar Pradesh	76
27	Uttrakhand	78
28	West Bengal	62
29	A & N Islands	5
30	Chandigarh	59
31	Daman & Diu	44
32	Dadra & Nagar Haveli	10
33	Delhi	54
34	Lakshadweep *	0
35	Pudducherry	58
GRAND TOTAL		2343

*States/UTs have no notified list of OBCs

**SCHEME OF POST-MATRIC SCHOLARSHIP TO OBC STUDENTS (PMS-OBC SCHEME):
UNDER THE SCHEME, THE SCHOLARS HAVE BEEN CATEGORIZED IN FOLLOWING
FOUR GROUPS {(A) TO (D)}**

Group of Courses

- Group A**
- (i) Degree and Post Graduate level courses including M.Phil., Ph.D. and Post Doctoral research in Medicine (Allopathic, Indian and other recognized systems of medicines), Engineering, Technology, Planning, Architecture, Design, Fashion Technology, Agriculture, Veterinary & Allied Sciences, Management, Business Finance/ Administration, Computer Science/ Applications.
 - (ii) Commercial Pilot License (including helicopter pilot and multiengine rating) course.
 - (iii) Post Graduate Diploma courses in various branches of management & medicine.
 - (iv) C.A./I.C.W.A./C.S./I.C.F.A. etc.
 - (v) M. Phil., Ph.D. and Post Doctoral Programmes (D. Litt., D.Sc. etc.)
 - (vi) L.L.M.
- Group B**
- (i) Graduate/ Post Graduate courses leading to Degree, Diploma, Certificate in areas like Pharmacy (B Pharma), Nursing(B Nursing), LLB, BFS, other para-medical branches like rehabilitation, diagnostics etc., Mass Communication, Hotel Management & Catering, Travel/Tourism/Hospitality Management, Interior Decoration, Nutrition & Dietetics, Commercial Art, Financial Services (e.g. Banking, Insurance, Taxation etc.) for which entrance qualification is minimum Sr. Secondary (10+2).
 - (ii) Post Graduate courses not covered under Group A eg. MA/M Sc/M.Com/M Ed./M. Pharma etc.
- Group C**
- All other courses leading to a graduate degree not covered under Group A & B e.g. BA/B Sc/B Com etc.
- Group D**
- All post-matriculation level non-degree courses for which entrance qualification is High School (Class X), e.g. senior secondary certificate (class XI and XII); both general and vocational stream, ITI courses, 3 year diploma courses in Polytechnics, etc.

STATE WISE STATUS OF PAYMENT OF SCHOLARSHIP TO OBC STUDENTS THROUGH BANK / ON – LINE UP TO 31-01-2013

Sl. No.	State already implemented		Status from whom implementation report awaited	
	PMS-OBC	PRE-MATRIC	PMS-OBC	PRE-MATRIC
1.	Tamil Nadu	Tamil Nadu	Karnataka	Karnataka
2.	Madhya Pradesh		Assam	Assam
3.	Tripura		Puducherry	Puducherry *
4.	Goa	Goa	Andaman & Nicobar	Andaman & Nicobar
5.	Manipur	Manipur	Bihar	Bihar
6.	Himachal Pradesh	Himachal Pradesh	Rajasthan	Rajasthan
7.	Delhi	Delhi	Jharkhand	Jharkhand
8.	Haryana		Kerala	Kerala*
9.	Andhra Pradesh		Punjab	Andhra Pradesh
10.	Uttarakhand		Chhattisgarh *	Uttarakhand
11.	West Bengal		Jammu & Kashmir	West Bengal
12.	Chandigarh		Dadra & Nagar Haveli	Maharashtra*
13.	Gujarat		Daman & Diu	Gujarat
14.	Maharashtra			Tripura
15.	Uttar Pradesh			Haryana*
16.	Odisha			Punjab
17.	Sikkim	Sikkim		Uttar Pradesh (Class I To VIII By Cash & IX, X & PMS By Bank.
18.				Chhattisgarh*
19.				Jammu & Kashmir
20.				Odisha
21.				Chandigarh
22.				Daman & Diu
23.				Dadra & Nagar Haveli
24.				Madhya Pradesh*

* States/ UT are not availing central assistance under the Scholarship Schemes.

Annexure 5.4

**STATE WISE LOCATION OF HOSTELS SANCTIONED UNDER CENTRALLY SPONSORED
SCHEME OF CONSTRUCTION OF HOSTEL FOR OBC BOYS/GIRLS DURING THE YEARS
2010-11, 2011-12 AND 2012-13**

Sl. No.	Name of the States/UTs	Year of Hostel sanctioned	Location	No. of seats	
				Boys	Girls
1.	Uttar Pradesh	2011-12	Pt. Deen Dayal Upadhyay, Govt. College, Maharoali, Lalitpur District(boys)	50	
2.			Rajakiya Mahila Polytechnic, Asuranchowk, Post Geetavatika, Gorakhpur District (Girls)		50
3.			Rajakiya Polytechnic, Gwalior Road, Jhansi District (Boys)	50	
4.			Rajakiya Polytechnic, Mau District (Boys)	50	
5.			Rajakiya Polytechnic, Mirzapur District(Boys)	50	
6.			Rajakiya Homeopathic Medical College and Hospital Gazipur District (Girls)		50
7.			Rajakiya Inter College, Ghoraval, Sonbhadra District (Boys)	50	
8.			Panchayatraj Rajakiya Mahila College, Etawa District (Girls)		50
9.			Rajakiya Udyogik Prashikshan Sansthan, Mau District (Boys)	50	
10.			Rajakiya Polytechnic, Devaria District (Boys)	50	
11.			Rajakiya Polytechnic, Jalalabad Road, Shahajapur District (Girls)		50
12.			Rajakiya Inter College, Muskara, Hamirpur District (Boys)	50	
13.			Rajakiya Polytechnic, Uttaroala Road, Ghonda District (Boys)	50	
14.			Dramand Rajakiya Inter College, Pilibhit District (Boys)	50	
		2012-13	Nil	-	-
15.	Tamil Nadu	2010-11	Govt. BC School Girls hostel, Killukottai, Pudukottai District		50
16.			Govt. BC School Girls hostel, Aranthangi, Pudukottai District		50
17.			Govt. BC School Girls hostel, Suranam, Sivagangai District		50
18.			Govt. BC School Girls hostel, Aduthurai, Thanjavur District		50
19.			Govt. DNC School Girls hostel, Pudhunagar, Pudukottai District		50
20.			Govt. DNC School Boys hostel, Kovilangulam, Ramanathapuram	50	
21.			Govt. DNC School Boys hostel, Pudukottai, Pudukottai District	50	
22.			Govt. MBC School Boys hostel, Marudhur, Ariyalur District	50	
23.			Govt. BC School Boys hostel, Singanallur, Coimbatore District	50	
24.			Govt. BC School Boys hostel, Kizhakkalpoondi, Cuddalore District	50	
25.			Govt. BC School Boys hostel, Silattur, Pudukottai District	50	
26.			Govt. BC School Boys hostel, Kundadam, Erode District	50	
27.			Govt. BC School Boys hostel, Kalakkadu, Tirunelveli District	50	
28.			Govt. BC School Boys hostel, Ariyalur, Villupuram District	50	
29.			Govt. BC School Boys hostel, Mustakurichi, Virudhunagar District	50	
30.		2011-12	MBC College Boys hostel, Poondi, Thanjavur District	100	
31.			BC School Girls Hostel, Neeravi, Ramanathapuram District		100
32.			DNC College Girls hostel, Ramanathapuram District		100
33.			BC School Girls hostel, Aayakaranpulam District		100
34.			MBC School Girls hostel, Chinna Salem, Vilupuram District		100
35.		2012-13	DNC College Girls-II, Distt Pudukottal	-	100

Sl. No.	Name of the States/UTs	Year of Hostel sanctioned	Location	No. of seats	
				Boys	Girls
36			BC College, Mannargudi, Distt-Thiruvarur	-	100
37			BC School Boys, Mannargudi, Distt-Thiruvarur	100	-
38			MBC College Girls, Karaikudi, Distt-Sivagangai	-	100
39			BC College Girls, Dharmapur, Distt-Dharmapuri	-	100
40	Madhya Pradesh	2010-11	Tikamgarh	100	
41			Dindori	100	
42			Sidhi	100	
43			Datia	100	
44			Chhindawada	100	
45			Guna	100	
46		2011-12	Dewas	100	
47			Mandia	100	
48			Shajapur	100	
49			Chatarpur	100	
50			Behind Mahila Jail, near ITI, Itarashi Road, Hoshangabad Madhya Pradesh	100	
51			VIII-Kishanpuri, in front of Bheel Sewa Sangha, Jhabua (Madhya Pradesh)	100	
52		2012-13	Chhadan Camp, Near New Bus Stand, Umaria (Madhya Pradesh)	100	
			Nil		
53	Rajasthan	2010-11	Govt. Ambedkar OBC Boys Hostel, Bharatpur	50	
54			Govt. Ambedkar OBC Boys Hostel, Dausa	50	
55			Govt. Ambedkar OBC Boys Hostel, Kota	50	
56			Govt. Ambedkar OBC Boys Hostel, Sikar	50	
57			Govt. Ambedkar OBC Boys Hostel, Rajsamand	50	
58			Govt. Ambedkar OBC Boys Hostel, Udaipur	50	
		2011-12	Nil		
		2012-13	Nil		
59	Karnataka	2010-11	Pre-matric Girls Hostel, Sonna, H.B. Halli Taluk, Bellary District		65
60			Pre-matric Boys Hostel, Roopanagudi, Bellary Taluk Beilary District	50	
61			Pre-matric Boys Hostel, Jinjalabhavi, Sindhagi Taluk, Bijapur District	50	
62			Pre-matric Girls Hostel, Hosur, Shikaripur Taluk, Shimoga District		50
63			Pre-matric Girls Hostel, Shirala-koppa, Shikaripura Town, Shimoga District		50
64			Pre-matric Girls Hostel, Doddaballapur, Town, Bangalore Rural District		50
		2011-12	Nil		
		2012-13	Nil		
65	Gujarat	2010-11	Govt. Boys hostel, Porbandar, Distt. Porbandar	100	
66			Govt. Girls hostel, Porbandar, Distt. Porbandar		100
67			Govt. Boys hostel, Visnagar, Distt. Mehsana	100	
68			Govt. Boys hostel, Dandhuka, Dist. Ahmedabad	100	
69			Govt. Boys hostel, Rajula, Dist. Amreli	100	
70			Govt. Boys hostel, Morbi, Dist. Rajkot	100	
71		2011-12	Govt. Girls hostel, Vadodara, Dist. Vadodara		100
			Nil		
72		2012-13	Govt Girls Hostel at PO Nesvad, Taluka, Mahuva, Distt Bhavanagar		100
73			Govt Boys Hostel, at Tarasali, Taluka, Vadodara, Dist, Vadodara	100	

Sl. No.	Name of the States/UTs	Year of Hostel sanctioned	Location	No. of seats	
				Boys	Girls
74			Govt Girls Hostel at Bhagdavdada, Taluka, Valasad, Dist, Valasad		100
75			Govt Boys Hostel at Chhapari, Taluka, Dahod, Distt Dahod	100	
76			Govt Boys Hostel at Ider, Taluka, Ider, Dist Sabarkantha	100	
77	Odisha	2010-11	OBC hostels, College Campus of BJB (Auto) College, Bhubaneswar		100
78		2011-12	One Boys hostel at Pattamundal College, At/PO-Pattamundal, Dist-Kendrapara, Odisha-754215	100	
79			One Boys hostel at Pattamundal College, At/PO-Pattamundal, Dist-Kendrapara, Odisha-754215	100	
80		2012-13	Ravenshaw University Campus, Cuttack Odisha	100	
81	Kerala	2010-11	Govt. Engineering College, Idukki	60	
82			Govt. Engineering College, Idukki		60
83			Kannur University, Kannur	50	
		2011-12	Nil		
		2012-13	Nil		
84	Jharkhand	2010-11	Silli College, Silli, Distt. Ranchi	50	
85			Panch Perganiya Kisan College, Bundu, Distt. Ranchi (Meso Khunti)	50	
86			Vanachal Educational & Welfare Trust Dental College, Farathiya, Distt. Garhwa	50	
87			Vishnugarh Inter College, Distt. Hazaribag	50	
		2011-12	Nil		
		2012-13	Nil		
88	Haryana	2010-11	Guru Jambheshwar University of Science and Technology, Hissar (Boys)	100	
89			Guru Jambheshwar University of Science and Technology, Hissar (Girls)		100
90			Devi Lal University, Sirsa (Girls)		100
		2011-12	Nil		
		2012-13	Nil		
	Uttarakhand	2010-11	Nil		
91		2011-12	BCT Kumaon Engineering College, Dwarahat (boys hostel)	100	
92			BCT Kumaon Enginnering College, Dwarahat (Girls hostel)		78
		2012-13	Nil		
N.E States					
	Assam	2010-11	Nil		
93		2011-12	One 100 inmates hostel for OBC Boys and Girls at Janaki Path Ganeshguri, Guwahati, Assam.	50	50
94			One 100 inmates hostel for OBC Boys and Girls at Silchar, Cachar, Assam.	50	50
		2012-13	Nil		
95	Manipur	2010-11	One 100 inmates hostel for OBC Boys and Girls at Silchar, Cachar, Assam.	100	
96			Lilong Haoreibi College, Thoubal District, Girls Hostel		100
		2011-12	Nil		
97		2012-13	One Hostel for OBC Boys at Sangaiyumpham, Thoubal District, Manipur	100	
98			One Hostel for OBC Girls at Sangaiyumpham, Thoubal District, Manipur		100

99	Jawaharlal Nehru University Delhi	2011-12 2012-13	Jawaharlal Nehru University Delhi Nil	50	50
100	Manipur University	2011-12	Hostel for OBC Boys at Manipur University Canchipur, Imphal, Manipur	100	
101	Canchipur, Imphal, Manipur	2011-12 2012-13	Hostel for OBC Girls at Manipur University, Canchipur, Imphal, Manipur Nil		100
102	Central University, Punjab, Bathinda, Punjab	2011-12 2012-13	Ghudda, Village, Distt-Bathinda, Central University of Punjab Nil	100	
103	Central University of Tamil Nadu	2011-12 2012-13	Central University of Tamil Nadu at Thiruvavur, Tamil Nadu Nil		100
104	MGAHV Wardha (Maharashtra)	2012-13	Hostel for OBC Boys at MGAHV, Wardha, Maharashtra	100	
105	Central University Hyderabad	2012-13	University Campus, Hyderabad, Distt-R.R. Andhra Pradesh		100
106	Puducherry University	2012-13	Pondicherry University Kalapet, Pondicherry	100	
107			Pondicherry University, Kalapet, Pondicherry,		100
108	AMU Aligarh	2012-13	Aligarh Muslim University Aligarh, Distt Aligarh (U.P.)	100	
109			Aligarh Muslim University Aligarh, Distt Aligarh (U.P.)		100
110	CIPET Jaipur	2012-13	SP-1298, Sitapura Industrial Area, Phase-III, Tonk Road, Jaipur	100	
111			SP-1298, Sitapura Industrial Area, Phase-III, Tonk Road, Jaipur		100

STATE-WISE PHYSICAL & FINANCIAL ACHIEVEMENTS UNDER THE CENTRALLY SPONSORED SCHEME OF "PRE-MATRIC SCHOLARSHIPS TO OBC STUDENTS"

(Amount and Beneficiaries in lakhs)

S. N.	State/UTs	2010-11		2011-12		2012-13	
		Physical*	Financial	Physical*	Financial	Physical	Financial
1	Andhra Pradesh	0.32	-	-	-		318.00
2	Bihar	7.39	-	2.22	131.67		174.24
3	Delhi	-	-	-	59.06		50.56
4	Goa	0.02	-	0.03	-		-
5	Gujarat	1.23	227.00	1.21	288.00		113.50
6	Haryana	-	-		-		-
7	Himachal Pradesh	0.04	25.25	0.24	103.00		13.00
8	Jammu & Kashmir	-	-	-	-		-
9	Jharkhand	\$	31.45		-		68.55
10	Karnataka	0.34	238.00	5.49	115.00		115.00
11	Madhya Pradesh#	-	-	-	-		-
12	Odisha	0.74	140.00	0.54	157.00		137.46
13	Punjab	\$	100.00	-	-		-
14	Rajasthan	3.49	245.00	\$	309.65	\$	258.00
15	Tamil Nadu	\$	846.00	1.70	135.00		309.66
16	Uttar Pradesh	6.41	2241.00	6.39	2237.00		2293.26
17	Uttarakhand	0.46	117.00	0.47	113.00		116.09
18	West Bengal	\$	88.64	0.63	86.91		-
19	Kerala			5.14	125.00		383.24
20	Assam	0.02	32.65	0.14	-		154.00
21	Manipur	\$	68.36	0.04	17.00		-
22	Tripura	0.35	49.00	0.41	167.75		147.50
23	Sikkim	-	-	\$	12.75		-
24	Andaman & Nicobar Island	-	-	-	-		35.09
25	Daman & Diu	0.04	21.69	\$	11.00		13.86
26	Chandigarh	-	-	-	-		-
Total:		20.85*	4471.04	24.65	4068.79	20.00 (estimated)	4701.01

* provisional as data awaited from some States

\$ awaited from States/UTs

Though, funds released to M.P. in 2009-10, they did not utilize it and since refunded. Similarly.

STATE-WISE PHYSICAL & FINANCIAL ACHIEVEMENTS UNDER THE CENTRALLY SPONSORED SCHEME OF "POST-MATRIC SCHOLARSHIPS TO OBC STUDENTS"

(Amount and Beneficiaries in lakh)

S. No.	Year State/UTs	2010-11		2011-12		2012-13	
		Physical *	Financial	Physical	Financial	Physical	Financial
1	Andhra Pradesh	1.19	1693.00	\$	4615.72		6178.00
2	Bihar	0.22	4861.88	1.28	5656.17		4715.83
5	Goa	0.09	41.00	0.01	78.14		94.37
6	Gujarat	0.28	745.19	0.43	1334.00		2495.29
7	Haryana	0.30	71.56	0.54	1378.07		707.17
8	Himachal Pradesh	0.03	-	0.06	74.00		245.23
9	Jammu & Kashmir	0.04	368.00	0.05	307.49		0.00
10	Jharkhand	0.27	1385.00	0.42	1798.16		2663.81
11	Karnataka	1.25	1000.00	0.71	2540.35		2628.44
12	Kerala	1.13	-	1.16	1398.00		2973.35
13	Madhya Pradesh	0.15	3534.87	5.73	3955.76		5859.39
14	Maharashtra	\$	5677.11	1.17	6124.90		9072.32
15	Odisha	\$	-	0.41	1114.00		1740.00
16	Punjab	\$	391.00	0	-		1355.00
17	Rajasthan	0.64	1982.00	1.05	3232.27	\$	2838.54
18	Tamil Nadu	1.29	2344.68	1.10748	3180.80		3153.68
19	Uttar Pradesh	4.01	9742.02	4.48	10877.00		16109.72
20	Uttarakhand	0.23	504.54	0.12	550.68		815.00
21	West Bengal	0.45	380.55	0.53	1041.00		904.26
22	Assam	0.32	253.43	0.18	2653.00		1285.00
23	Manipur	\$	140.49	0.1	202.00		0.00
24	Tripura	0.20	202.00	0.3	548.80		591.00
25	Sikkim	0.07	12.26	0.00874	35.72		70.99
26	Andaman & Nicobar Islands	-	-	-	-		-
27	Daman & Diu	0.002	1.89	187 nos	3.17		5.68
28	Chandigarh	-	-	-	-		3.98
29	Puducherry	0.02	-	\$	7.00		76.80
30	Delhi			\$	93.00		86.64
Total		**	35332.47	19.85*	52799.42	20.00 (estimated)	66686.40

* Provisional as data awaited from some States

** 18.00 lakh (estimated)

\$ awaited from States/UTs

STATE-WISE PHYSICAL AND FINANCIAL PROGRESS OF THE CENTRALLY SPONSORED SCHEMES OF CONSTRUCTION OF HOSTELS FOR OBC BOYS AND GIRLS

(Rs. in lakhs)

S. N.	State/UTs	2010-11		2011-12			2012-13			
		Physical		Financial	Physical		Financial	Physical		Financial
		No. of Hostels	No. of Seats		No. of Hostels	No. of Seats		No. of Hostels	No. of Seats	
1	Andhra Pradesh	0	0	0	-	-	-	-	-	-
2	Gujarat	7	700	560	-	-	-	5	500	123.50
3	Haryana	3	300	210	-	-	-	-	-	-
4	Jharkhand	4	200	121.41	-	-	-	-	-	-
5	Kerala	3	170	119	-	-	-	-	-	-
6	Karnataka	6	315	205	-	-	-	-	-	-
7	Madhya Pradesh	10	1000	775	3	300	210.00	-	-	-
8	Odisha	1	100	72.69	2	200	69.50	1	100	119.50*
9	Rajasthan	6	300	210				-	-	-
10	Tamil Nadu	15	750	236.25	5	500	225.00	5	500	207.00
11	Uttar Pradesh	-	-	-	14	700	431.79	-	-	-
12	Assam	-	-	-	2	200	126.00	-	-	-
13	Manipur	2	200	140	-	-	-	2	200	126.00
14	Uttarakhand	-	-	-	2	178	124.60	-	-	-
15	Jawaharlal Nehru University	-	-	-	1	100	140.00	-	-	-
16	Central University Manipur	-	-	-	2	200	140.00	-	-	-
17	Central University of Punjab	-	-	-	1	100	70.00	-	-	-
18	Central University of Tamil Nadu	-	-	-	1	100	70.00	-	-	-
19	Central University Hyderabad	-	-	-	-	-	-	1	100	140.00
20	MGAHV Wardha	-	-	-	-	-	-	1	100	70.00
21	Puducherry University	-	-	-	-	-	-	2	200	140.00
22	AMU Aligarh	-	-	-	-	-	-	2	200	280.00
23	CIPET Jaipur	-	-	-	-	-	-	2	200	270.00
Total:		57	4035	2579.45	33	2578	1606.89	21	2100	1476.00

Annexure 5.8
(See para 5.6.1)

**STATE-WISE/NGO-WISE DETAILS OF GRANTS-IN-AID TO NGOS UNDER THE
SCHEME OF ASSISTANCE TO VOLUNTARY ORGANISATION FOR WELFARE OF
OBCS DURING 2012-13**

(Amount in Rs. lakh)

S. No	State	NGO with address	Purpose/ Project for which Grant Given	Details of GIA released during 2012-13 for the period 2010-11 to 2012-13			
						For 2012-13	Total
1	Assam	Bahumukhi Krishi Aru Samaj Kalyan Samity, Noor Nagar, PO-Herapati, Distt: Nagaon,	Type and Shorthand Training Centre	2010-11	-	-	
				2011-12	1.85	-	1.85
				2010-11			
				2011-12	1.69	1.69	3.39
2	Gujarat	Ahmedabad Jill Mahila and Bal Vikas Sangh, C/9, Ayojan Nagar, Nr. Shreyas Crossing, Paldi, (Ahmedabad) Ahmedabad, Gujarat 380007 Ahmedabad	Craft Training Centre	2010-11	-	-	
				2011-12	3.10	3.10	6.20
				2010-11			
				2011-12			
3	Maharashtra	Shri Ganesh Shikshan Prasarak Mandal, Latur	Type and Shorthand Training Centre	2010-11	1.06	-	1.06
				2011-12	-	-	
		Shri Mahila Bal Kalyan & Apang Punarvashan Vikas Mandal, Dhule, Maharashtra.	Craft Training Centre	2010-11	-		
				2011-12	-	2.72	2.72
		Jai Kali Sanskrutik Mandal, Kannad, Tal.: Kannad, Distt.: Aurangabad	Type and Shorthand Training Centre	2010-11	0.88	0.88	
				2011-12	0.88	0.88	1.75

S. No	State	NGO with address	Purpose/ Project for which Grant Given	Details of GIA released during 2012-13 for the period 2010-11 to 2012-13			
						For 2012-13	Total
4	Manipur	Shri Hanuman Shikshans Prasark Mandal, Aurangabad	Type and Shorthand	2010-11			
				2011-12	1.53	1.43	2.96
		Bhagirathi Educational Society, Dhule	Craft Training Centre	2010-11			
				2011-12		2.76	2.76
		Upliftment of Human Resource and Vocational Training Institute, Wangjing, S.K.Leikal, PO-Wangjing, Distt-Thoubal, Manipur	Carpentary Training Centre	2010-11 (2nd instt.)	0.70	-	0.70
				2011-12	2.09	-	2.09
		IMA Lamireal Organisation, Manipur	Craft Training Centre	2010-11			
				2011-12		2.22	2.22
		Rural People Welfare Organisation Manipur	Craft Training Centre	2010-11			
				2011-12		2.23	2.23
5	Haryana	Village Development Organisation, Thoubal	Craft Training Centre	2010-11			
				2011-12		0.60	0.60
		Centre for Rural Upliftment Service, Thoubal		2010-11			
				2011-12		0.76	0.76
		Modern Education Society, Sonapat, Haryan Mandouri Road, Village Mandoura, Distt. Sonapat, Haryana	Craft Training Centre	2010-11		-	
				2011-12	3.10	-	3.10
		Modern Education Society, Sonapat,		2010-11			
				2011-12	1.90		1.90
		Amar Jyoti Foundation, Jind	Craft Training Centre	2010-11			
				2011-12	1.52		1.52

S. No	State	NGO with address	Purpose/ Project for which Grant Given	Details of GIA released during 2012-13 for the period 2010-11 to 2012-13			
						For 2012-13	Total
6	Odisha	Maa Kameshwari Club, Puri	Craft Training Centre	2010-11			
				2011-12	2.50		2.50
7	Rajasthan	Balram Adarsh Vidyalaya Samity, Sri Ganganagar,	Craft Training Centre	2010-11	0.05		0.05
				2011-12			
		Bright Future, Rajasthan	Craft Training Centre	2010-11	0.06		0.06
				2011-12			
		Sri Krishna Vidhyalaya Prabandhak Samiti, Sri Ganganagar	Craft Training Centre	2010-11	0.06		0.06
				2011-12			
8	Uttarakhand	Samarpit Sewa Sansthan, Dehradun	Craft Training Centre	2010-11			
				2011-12	2.34		2.34
9	West Bengal	Central Scheduled Castes and Tribal Welfare Association, Burdwan, Shankharipukar, PO-Sripally, Distt. Burdwan, West Bengal, 713103	Type and Shorthand & Scooter Motor Cycle Training Centre	2010-11	-		
				2011-12	-	3.61	3.61
Total							46.43

Annexure 5.9

STATE-WISE DETAILS OF GRANT-IN-AID TO NGOS UNDER THE SCHEME OF ASSISTANCE TO VOLUNTARY ORGANISATION FOR WELFARE OF OBCS DURING 2010-11 TO 2012-13
Beneficiaries in number
(Rs. In lakh)

2009-10				2010-11				2011-12				2012-13			
S. No.	Name of State/ UTs	Amount released	Beneficiaries	Amount released	NGOs	Projects	Beneficiaries	Amount released	NGOs	Projects	Beneficiaries	Amount released	NGOs	Projects	Beneficiaries
1	Assam	1.33	40	11.34	5	6	260	12.23	5	6	240	5.24	2	2	100
2	Bihar	0	0	0.85	1	1	40	0	-	-	0	0	-	-	0
3	Chhattisgarh	0	0	0	-	-	0	0	-	-	0	0	-	-	0
4	Gujarat	8.22	150	5.38	2	2	100	2.31	2	2	50	6.20	1	1	100
5	Haryana	1.71	40	11.2	3	3	200	4.52	1	1	100	6.51	2	2	230
6	Jammu & Kashmir	0	0	0	-	-	0	0	-	-	0	0	-	-	0
7	Madhya Pradesh	2.07	90	19.72	6	6	400	0	-	-	0	0	-	-	0
8	Maharashtra	44.13	870	26.55	11	11	620	27.02	11	12	660	11.26	5	5	300
9	Manipur	0	0	38.03	15	15	810	45.9	17	17	1020	8.59	4	4	240
10	Odisha	4.5	90	8.43	4	4	220	4.39	2	2	50	2.5	1	1	50
11	Rajasthan	22.42	450	0	-	-	0	0	0	0	0	0.16	3	3	150
12	Uttarakhand	0	0	4.99	1	1	100	0	0	0	0	2.34	1	1	50
13	Uttar Pradesh	11.53	320	7.39	5	5	247	0	0	0	0	0	0	0	0
14	West Bengal	0	0	9.78	1	2	268	3.61	1	2	90	3.61	1	2	90
15	Delhi	0	0	21.37	6	6	450	1.75	1	1	40	0	-	-	0
Total		95.91	2050	165.03	60	62	3715	101.7	40	43	2250	46.41	20	21	1310

Annexure 5.10

National Backward Classes Finance & Development Corporation Statement Showing Statewise Disbursement and number of beneficiaries assisted since last three years

SI No.	Name of States/ UTs	2010-11		2011-12		2012-13	
		Financial	Physical	Financial	Physical	Financial	Physical
STATES							
1.	Andhra Pradesh	0.00	0	0.00	0	0.00	0
2.	Assam	100.00	800.00	14037	675.00	8200	82.00
3.	Bihar	18.00	33	0.00	0	0.00	0
4.	Chattisgarh	155.63	175	382.00	737	25.00	50
5.	Gujarat	470.25	1474	671.02	1592	855.00	2213
6.	Goa	140.00	74	50.00	45	400.00	582
7.	Haryana	300.00	1105	1000.00	4425	500.00	1325
8.	Himachal Pradesh	373.33	568	339.98	491	343.50	583
9.	Jammu & Kashmir	175.00	489	220.00	571	175.00	590
10.	Jharkhand	0.00	0	0.00	0	0.00	0
11.	Karnataka	2400.00	25480	2000.00	13043	2000.00	12755
12.	Kerala	6175.00	51430	6192.50	36531	9350.00	61683
13.	Madhya Pradesh	0.00	0	0.00	0	0.00	0
14.	Manipur	0.00	0	250.00	4595	325.00	1800
15.	Maharashtra	1248.87	6385	2375.00	11520	825.00	2913
16.	Orissa	0.00	0	0.00	0	0.00	0
17.	Punjab	450.00	847	500.00	808	400.00	830
18.	Rajasthan	400.00	1200	1600.00	6460	325.00	725
19.	Sikkim	203.02	505	0.00	0	0.00	0
20.	TamilNadu	3500.00	28891	4000.00	38352	5000.00	48060
21.	Tripura	100.73	73	100.00	137	600.00	1359
22.	Uttar Pradesh	27.69	41	50.00	0	0.00	0
23.	Uttrakhand	0.00	0	0.00	0	0.00	0
24.	West Bengal	861.68	7413	912.37	5478	200.00	510
	Sub Total States (1 to 24)	17099.20	127183	21442.87	138822	21998.50	144178
II. UTs							
25.	Chandigarh	0.00	0	5.00	8	0.00	0
26.	Delhi	34.00	54	17.00	20	21.25	60
27.	Puducherry	400.00	1300	100.00	250	500.00	1732
	Sub Total (25 to 27)	434.00	1354	122.00	278.00	521.25	1792.00
	TOTAL (I + II)	17533.20	128537	21564.87	139100	22519.75	145970

Annexure 6.1
(Please see para 6.3.1)

**PERCENTAGE SHARE IN TOTAL POPULATION OF PERSONS AGED 60+
BY SEX AND RESIDENCE, INDIA, STATES AND UNION TERRITORIES,
CENSUS 2001**

Sl. No.	India/ State/ UT	Total			Rural			Urban		
		Persons	Males	Females	Persons	Males	Females	Persons	Males	Females
	India*	7.45	7.10	7.83	7.74	7.43	8.06	6.70	6.25	7.21
1.	Andhra Pradesh	7.59	7.16	8.04	8.13	7.70	8.57	6.16	5.72	6.62
2.	Bihar	6.63	6.76	6.49	6.68	6.84	6.51	6.17	6.06	6.29
3.	Chhattisgarh	7.22	6.58	7.86	7.63	6.95	8.31	5.58	5.18	6.02
4.	Goa	8.33	7.23	9.48	9.08	7.82	10.35	7.58	6.65	8.57
5.	Gujarat	6.91	6.17	7.70	7.31	6.57	8.08	6.23	5.52	7.04
6.	Haryana	7.49	7.00	8.06	7.93	7.47	8.46	6.41	5.86	7.07
7.	Himachal Pradesh	9.01	8.77	9.25	9.31	9.12	9.50	6.25	5.85	6.76
8.	Jammu & Kashmir	6.66	6.82	6.47	6.76	7.06	6.43	6.36	6.16	6.61
9.	Jharkhand	5.86	5.67	6.06	6.09	5.89	6.29	5.07	4.93	5.22
10.	Karnataka	7.69	7.15	8.24	8.28	7.71	8.87	6.53	6.09	7.00
11.	Kerala	10.48	9.59	11.31	10.52	9.70	11.29	10.36	9.31	11.36
12.	Madhya Pradesh	7.09	6.65	7.57	7.36	6.95	7.80	6.36	5.85	6.94
13.	Maharashtra	8.73	7.80	9.73	10.24	9.23	11.28	6.68	5.95	7.52
14.	Orissa	8.26	8.05	8.47	8.58	8.40	8.77	6.43	6.20	6.68
15.	Punjab	9.00	8.56	9.50	9.82	9.46	10.23	7.39	6.85	8.03
16.	Rajasthan	6.74	6.22	7.31	6.99	6.47	7.54	5.95	5.41	6.55
17.	Tamil Nadu	8.83	8.71	8.94	9.23	9.22	9.24	8.31	8.08	8.55
18.	Uttar Pradesh	7.01	7.05	6.96	7.31	7.41	7.20	5.86	5.69	6.06
19.	Uttaranchal	7.71	7.55	7.87	8.29	8.22	8.36	6.03	5.77	6.33
20.	West Bengal	7.11	6.72	7.53	6.59	6.13	7.08	8.44	8.18	8.73
	North Eastern Region									
21.	Arunachal Pradesh	4.55	4.56	4.54	5.28	5.34	5.23	1.73	1.72	1.74
22.	Assam	5.85	5.81	5.90	5.86	5.83	5.90	5.79	5.68	5.91

Sl. No.	India/ State/ UT	Total			Rural			Urban		
		Persons	Males	Females	Persons	Males	Females	Persons	Males	Females
23	Manipur*	6.71	6.68	6.74	6.41	6.46	6.37	7.54	7.31	7.76
24	Meghalaya	4.56	4.59	4.53	4.60	4.71	4.48	4.41	4.10	4.72
25	Mizoram	5.52	5.40	5.64	5.74	5.72	5.75	5.29	5.07	5.53
26	Nagaland	4.54	4.85	4.20	4.94	5.27	4.57	2.63	2.90	2.31
27	Sikkim	5.37	5.68	5.01	5.55	5.91	5.14	3.91	3.89	3.93
28	Tripura	7.27	6.86	7.70	7.18	6.82	7.56	7.70	7.05	8.39
Union Territories										
29	Delhi	5.20	4.82	5.66	4.53	4.20	4.93	5.24	4.86	5.71
30	Puducherry	8.31	7.49	9.14	8.25	7.75	8.76	8.35	7.36	9.33
31	A & N Islands	4.88	5.10	4.62	5.49	5.81	5.11	3.61	3.65	3.57
32	Chandigarh	4.99	4.68	5.38	3.23	3.01	3.59	5.19	4.90	5.55
33	Dadra & Nagar Haveli	4.00	3.19	4.99	4.29	3.41	5.32	3.02	2.53	3.74
34	Daman & Diu	5.08	3.59	7.19	3.74	2.56	5.75	7.45	5.86	9.07
35	Lakshadweep	6.15	6.05	6.25	5.65	5.47	5.84	6.77	6.77	6.77

* India and Manipur figures exclude those of the three sub-divisions viz. Mao Maram, Paomata and Purul of Senapati district of Manipur as census results of 2001 in these three sub-divisions were cancelled due to technical and administrative reasons

Source: Office of the Registrar General, India

Annexure 6.2
(Please see para 6.3.1)

**STATE/UT-WISE PROJECTED SENIOR CITIZENS POPULATION BY SEX
(AS % OF TOTAL POPULATION)**

Projected Senior Citizens Population (as % of total population) - Indian States except Goa and Combined NE States (excluding Assam)						
	2006		2011	2016	2021	2026
All India	Persons	7.5	8.3	9.3	10.7	12.4
	Male	7.1	7.8	8.8	10.2	11.7
	Female	8.0	8.8	9.8	11.3	13.1
Andhra Pradesh	Persons	8.0	9.1	10.5	12.2	14.2
	Male	7.4	8.4	9.9	11.6	13.5
	Female	8.7	9.7	11.1	12.8	15.0
Bihar	Persons	5.8	6.5	7.6	9.1	11.0
	Male	5.7	6.5	7.6	9.2	10.7
	Female	5.8	6.5	7.5	8.9	11.3
Chhattisgarh	Persons	7.2	7.9	8.8	10.0	11.6
	Male	6.5	7.1	8.0	9.2	10.7
	Female	7.9	8.6	9.5	10.8	12.4
Gujarat	Persons	5.0	5.6	6.4	7.6	9.2
	Male	4.3	4.8	5.7	6.9	8.3
	Female	5.7	6.4	7.3	8.5	10.2
Haryana	Persons	7.2	7.6	8.4	9.8	11.4
	Male	6.7	7.1	7.9	9.1	10.6
	Female	7.8	8.2	9.1	10.5	12.4
Himachal Pradesh	Persons	9.4	10.3	11.5	12.9	14.7
	Male	9.0	9.7	10.7	12.0	13.4
	Female	9.9	10.9	12.3	14.0	16.1
Jammu & Kashmir	Persons	6.9	7.7	8.9	10.5	12.4
	Male	6.9	7.8	8.9	10.4	12.1
	Female	6.9	7.7	8.9	10.6	12.6
Jharkhand	Persons	6.0	7.1	8.3	9.7	11.3
	Male	5.9	7.0	8.2	9.6	11.2
	Female	6.1	7.1	8.4	9.8	11.4
Karnataka	Persons	8.1	9.2	10.7	12.5	14.5
	Male	7.5	8.6	10.1	11.8	13.6
	Female	8.7	9.8	11.2	13.1	15.4
Kerala	Persons	11.2	12.3	14.0	16.0	18.3
	Male	10.2	11.3	12.9	14.7	16.7
	Female	12.2	13.3	15.0	17.1	19.8

Projected Senior Citizens Population (as % of total population) - Indian States except Goa and Combined NE States (excluding Assam)						
	Persons	6.7	7.1	7.8	8.9	10.4
Madhya Pradesh	Male	6.2	6.6	7.3	8.4	9.8
	Female	7.2	7.7	8.3	9.4	11.1
	Persons	8.6	9.0	9.9	11.2	12.9
Maharashtra	Male	7.7	8.2	9.2	10.5	12.1
	Female	9.5	9.9	10.6	12.0	13.9
	Persons	8.3	9.0	10.1	11.8	13.8
Orissa	Male	7.9	8.6	9.7	11.3	13.2
	Female	8.7	9.4	10.6	12.2	14.4
	Persons	9.1	9.7	10.9	12.6	14.5
Punjab	Male	8.5	9.1	10.2	11.7	13.4
	Female	9.7	10.4	11.7	13.6	16.0
	Persons	6.7	7.3	8.2	9.4	10.8
Rajasthan	Male	6.0	6.6	7.5	8.6	9.9
	Female	7.3	8.0	9.0	10.2	11.9
	Persons	10.0	11.2	12.9	14.8	17.1
Tamil Nadu	Male	9.7	10.8	12.4	14.2	16.1
	Female	10.3	11.7	13.4	15.5	18.0
	Persons	6.6	7.1	7.8	8.7	9.8
Uttar Pradesh	Male	6.5	6.9	7.5	8.2	9.2
	Female	6.8	7.3	8.1	9.2	10.6
	Persons	7.9	8.5	9.3	10.4	11.7
Uttarakhand	Male	7.5	7.9	8.7	9.6	10.6
	Female	8.3	9.0	10.0	11.3	12.9
	Persons	7.5	8.5	10.0	11.9	14.2
West Bengal	Male	7.2	8.3	9.9	11.9	14.1
	Female	7.8	8.7	10.1	11.9	14.2
	Persons	6.2	7.3	8.7	10.4	12.4
NE States (excluding Assam)	Male	6.2	7.3	8.7	10.4	12.3
	Female	6.2	7.3	8.6	10.4	12.5
	Persons	5.8	6.5	7.6	9.1	11.0
Assam	Male	5.7	6.5	7.6	9.2	11.1
	Female	5.8	6.5	7.5	8.9	11.0
	Persons	5.7	6.5	7.5	8.7	10.0
Delhi	Male	5.4	6.2	7.3	8.6	9.9
	Female	6.0	6.7	7.7	8.9	10.2

Source: Report of the Technical Group on Population Projections Constituted by the National Commission on Population May 2006

Annexure 6.3
(Please see para 6.3.1)

**OLD AGE DEPENDENCY RATIO BY SEX AND RESIDENCE, INDIA, STATES
AND UNION TERRITORIES 2001**

Sl. No.	India/ State/UT	Total			Rural			Urban		
		Person	Male	Female	Person	Male	Female	Person	Male	Female
	India*	13.08	12.45	13.77	14.11	13.59	14.65	10.75	9.93	11.67
1.	Andhra Pradesh	12.61	11.88	13.36	13.80	13.09	14.51	9.69	8.94	10.48
2.	Bihar	12.96	13.33	12.57	13.22	13.70	12.71	10.96	10.64	11.35
3.	Chhattisgarh	12.96	11.76	14.18	14.06	12.79	15.34	9.08	8.33	9.91
4.	Goa	12.51	10.71	14.45	13.70	11.65	15.83	11.33	9.79	13.03
5.	Gujarat	11.47	10.23	12.83	12.60	11.34	13.93	9.76	8.61	11.08
6.	Haryana	13.31	12.42	14.36	14.55	13.68	15.54	10.58	9.65	11.70
7.	Himachal Pradesh	15.08	14.82	15.35	15.80	15.71	15.89	9.27	8.53	10.24
8.	Jammu & Kashmir	11.63	11.78	11.46	12.31	12.77	11.80	9.88	9.38	10.52
9.	Jharkhand	10.79	10.40	11.21	11.60	11.26	11.96	8.35	7.99	8.78
10.	Karnataka	12.74	11.78	13.74	14.16	13.13	15.21	10.21	9.44	11.05
11.	Kerala	16.53	15.24	17.73	16.72	15.53	17.82	16.00	14.42	17.49
12.	Madhya Pradesh	13.11	12.20	14.11	14.08	13.22	15.02	10.73	9.76	11.84
13.	Maharashtra	14.78	13.03	16.73	18.41	16.51	20.40	10.48	9.15	12.08
14.	Orissa	14.14	13.80	14.48	14.95	14.70	15.20	10.03	9.55	10.58
15.	Punjab	15.16	14.53	15.88	17.04	16.60	17.54	11.79	10.94	12.79
16.	Rajasthan	12.76	11.74	13.86	13.65	12.66	14.72	10.18	9.19	11.31
17.	Tamil Nadu	13.85	13.78	13.93	14.81	14.98	14.65	12.69	12.34	13.04
18.	Uttar Pradesh	13.56	13.69	13.43	14.55	14.86	14.22	10.25	9.88	10.67
19.	Uttaranchal	13.83	13.72	13.95	15.44	15.72	15.19	9.77	9.25	10.41
20.	West Bengal	11.95	11.15	12.82	11.54	10.61	12.53	12.87	12.31	13.51
NER States										
21.	Arunachal Pradesh	8.26	8.08	8.48	9.89	9.83	9.95	2.83	2.68	3.03
22.	Assam	10.34	10.18	10.51	10.60	10.49	10.72	8.83	8.50	9.21
23.	Manipur*	11.10	11.11	11.10	10.73	10.85	10.60	12.10	11.81	12.39
24.	Mizoram	9.34	9.04	9.66	10.27	10.11	10.44	8.49	8.05	8.96
25.	Meghalaya	8.60	8.66	8.54	8.98	9.22	8.73	7.29	6.74	7.87
26.	Nagaland	7.74	8.21	7.21	8.52	9.09	7.90	4.25	4.56	3.85
27.	Sikkim	9.05	9.36	8.67	9.53	9.93	9.05	5.74	5.58	5.95
28.	Tripura	12.33	11.52	13.20	12.52	11.78	13.33	11.51	10.42	12.68

Sl. No.	India/ State/UT	Total			Rural			Urban		
		Person	Male	Female	Person	Male	Female	Person	Male	Female
Union Territories										
29.	Delhi	8.35	7.59	9.32	7.69	6.99	8.59	8.40	7.64	9.37
30.	Puducherry	12.86	11.53	14.21	13.08	12.25	13.91	12.76	11.18	14.35
31.	Andaman & Nicobar Island	7.47	7.64	7.26	8.63	8.97	8.21	5.26	5.18	5.37
32.	Chandigarh	7.57	6.97	8.38	4.94	4.34	6.06	7.87	7.31	8.59
33.	Daman & Diu	7.52	4.98	11.73	5.40	3.42	9.69	11.50	8.91	14.21
34.	Dadra & Nagar Haveli	6.59	4.97	8.84	7.31	5.51	9.69	4.46	3.54	6.00
35.	Lakshadweep	10.32	10.17	10.48	9.67	9.27	10.09	11.10	11.25	10.95

Old age dependency ratio is defined as the number of persons in the age-group 60+ per 100 persons in the age group 15-59 Yrs.

* India and Manipur figures exclude those of the three sub-divisions viz. Mao Maram, Paomata and Purul of Senapati district of Manipur as census results of 2001 in these three sub-divisions were cancelled due to technical and administrative reasons.

Source: Office of the Registrar General, India

Annexure 6.4

PROGRESS REPORT OF MAINTENANCE AND WELFARE OF PARENTS AND SENIOR CITIZENS ACT, 2007

S.N	Name of State/UT	Date of Notification of Act	Appointed date of enforcement of Act in State/UT	Date of Notification of Rules	Date of Notification of Maintenance Officer	Date of Notification of Maintenance Tribunal	Date of Notification of Appellate Tribunal
1.	Andhra Pradesh	22.04.2008	28.04.2008	28.12.2011	●	19.08.2008	19.08.2008
2.	Bihar	28.09.2011	19.10.2011	07.09.2012	09.11.2011	09.11.2011	09.11.2011
3.	Chhattisgarh	26.09.2008	26.09.2008	07.05.2010	24.01.2009	24.01.2009	24.01.2009
4.	Goa	23.09.2008	01.10.2008	01.10.2009	24.09.2009	24.09.2009	24.09.2009
5.	Gujarat	07.10.2008	07.10.2008	19.05.2009	19.05.2009	19.05.2009	19.05.2009
6.	Haryana	22.10.2008	22.10.2008	19.06.2009	28-8-2009	23-11-2010	23-11-2010
7.	Himachal P.	The State has its own Act					
8.	J& Kashmir						
9.	Jharkhand	12.04.2008	01.04.2008	●	14.02.2009	14.02.2009	14.02.2009
10.	Karnataka	27.03.2008	01.04.2008	19.11.2009	13.09.2010	19.02.2009	19.02.2009
11.	Kerala	24.09.2008	24.09.2008	28.08.2009	17.08.2009	17.08.2009	17.08.2009
12.	Madhya Pradesh	23.08.2008	23.08.2008	02.07.2009	02.07.2009	02.07.2009	02.07.2009
13.	Maharashtra	27.02.2009	01.03.2009	23.06.2010	●	●	●
14.	Odisha	20.09.2008	01.10.2008	24.09.2009	01.10.2009	01.10.2009	01.10.2009
15.	Punjab	15.07.2008	15.07.2008	17.10.2012	27.08.2008	27.08.2008	27.08.2008
16.	Rajasthan	31.07.2008	01.08.2008	18.06.2010	19.09.2008	19.09.2008	19.09.2008
17.	Tamilnadu	29.09.2008	29.09.2008	31.12.2009	31.12.2009	31.12.2009	31.12.2009
18.	Uttar Pradesh	25.09.2012	●	●	●	●	●
19.	Uttarakhand	11.11.2008	01.11.2008	19.12.2011	●	07.08.2012	07.08.2012
20.	West Bengal	05.12.2008	05.12.2008	12.01.2009	20.01.2009	20.01.2009	20.01.2009
North-eastern States:							
21.	Meghalaya	22.06.2012	22.06.2012	●	25.09.2012	●	●
22.	Sikkim	03.05.2012	01.02.2012		27.06.2012	18-12-2011	18-12-2011
23.	Tripura	14.08.2008	15.08.2008	22.08.2008	15.12.2008	15.08.2008	15.08.2008
24.	Assam	04.10.2008	04.10.2008	27.09.2012	02.08.2008	02.08.2008	02.08.2008
25.	Manipur	29.10.2009	30.10.2009	02.12.2011	06.07.2012	●	●
26.	Mizoram	29.12.2008	01.01.2009	●	●	●	●
27.	Nagaland	22.04.2008	22.04.2008	●	●	●	●
28.	Arunachal P.	08.08.2008	06.08.2008	●	●	●	19.06.2012
Union Territories:							
29.	Andaman & Nicobar Islands	21.05.2008	21.05.2008	29-2-2012	04.03.2010	04.03.2010	04.03.2010
30.	Chandigarh	21.10.2008	22.10.2008	12.8.2009	17.04.2012	22.12.2008	22.12.2008
31.	Dadra & Nagar Haveli	17.09.2008	17.09.2008	6-5-2010	07.04.2010	07.04.2010	07.04.2010
32.	Daman & Diu	17.09.2008	17.09.2008	04.05.2010	07.04.2010	07.04.2010	07.04.2010
33.	Delhi	08.09.2008	01.09.2008	30.06.2009	01.10.2009	01.10.2009	11.02.2011
34.	Lakshadweep	25.10.2008	22.09.2008				
35.	Puducherry	31.10.2008	01.11.2008	27.10.2011	27.10.2011	27.10.2011	27.10.2011

Annexure 6.5
(Please see para 7.5)

**ABSTRACT OF STATE-WISE DETAILS OF GRANTS-IN-AID GIVEN TO NGOS UNDER
THE SCHEME OF INTEGRATED PROGRAMME FOR OLDER PERSONS
DURING 2012-13(AS ON 31.3.2013)**

(Amt. in Rs. Lakh)

Sl. No.	States/ UTs	Amount Released (Rs. in Lakh)	Number of		
			NGOs Assisted	Projects assisted	Beneficiaries
ROC States					
1	Andhra Pradesh	365.07	68	116	8100
2	Bihar	20.44	03	05	150
3	Chhattisgarh	12.22	03	03	75
4	Goa	-	-	-	-
5	Gujarat	-	-	-	-
6	Haryana	48.28	11	15	625
7	Himachal Pradesh	6.10	01	02	50
8	Jammu and Kashmir	-	-	-	-
9	Jharkhand	-	-	-	-
10	Karnataka	229.33	32	45	1895
11	Kerala	-	-	-	-
12	Madhya Pradesh	21.52	02	04	95
13	Maharashtra	152.23	22	30	1390
14	Orissa	303.06	37	100	5675
15	Punjab	5.79	02	04	175
16	Rajasthan	4.88	1	1	25
17	Tamil Nadu	257.72	46	63	3395
18	Uttar Pradesh	83.88	15	27	975
19	Uttarakhand	23.22	02	04	75
20	West Bengal	42.14	10	16	625
UTs					
21	A & N Island	-	-	-	-
22	Chandigarh	-	-	-	-
23	Dadra & Nagar Haveli	-	-	-	-
24	Daman and Diu	-	-	-	-
25	Lakshadweep	-	-	-	-
26	Delhi	43.46	05	06	3200
27	Pondicherry	-	-	-	-
NE Region States					
28	Arunachal Pradesh	4.08	01	01	25
29	Assam	77.71	12	21	1800
30	Manipur	112.12	21	31	2375
31	Meghalaya	-	-	-	-
32	Mizoram	-	-	-	-
33	Nagaland	-	-	-	-
34	Sikkim	-	-	-	-
35	Tripura	7.78	2	2	50
Total		1821.03	296	496	30775

Annexure 6.6
(Please see para 6.4)

Grant in aid released to NGOs under the Scheme of Integrated Programme for Older Persons during 2012-13)

Abbreviations:-
OAHs-Old Age Homes
DCCs-Day Care Centres
MMUs-Mobile Medicare Units

S. No.	Name of the NGOs and Address	Project	Details of GIA released during 2012-13			
			(Amount in lakh)			
			Arrear, if any		2012-13	Total
			Year	Amount	As on 31.3.2013	
Andhra Pradesh						
1	Jyothi Welfare Association, RR District, Andhra Pradesh	OAH	2010-11	4.34		
			2011-12	4.02		
			Total	8.36	4.16	12.52
2	Adarsh Mahila Mandali, Prakasham, Andhra pradesh	OAH	2010-11	2.09		
			2011-12	2.03		
			Total	4.12	8.19	12.31
3	Navodaya Seva Sangham, AP	OAH	2010-11	4.33		
			2011-12	4.07		
			Total	8.40	7.98	16.38
4	Sandhya Rural Welfare Society, Mehboob nagar,	OAH	2010-11	2.17		
			2011-12			
			Total	2.17	0.00	2.17
5	Annapurna Manav Samkshema Samithi, No. 811, Behind Water Tank, Sangeeva Reddy Colony, Hyderabad	OAH	2010-11	2.31		
			2011-12	2.35		
			Total	4.66	0.00	4.66
6	Swarajya Laxmi Organisation for Women, Sri Vasavi Kanyakaparameshwari Temple Compound, Mehboobnagar Distt.	OAH	2010-11	3.55		
			2011-12	3.54		
			Total	7.09	8.63	15.72
7	kothapet Mahila Mandali, Guntur	OAH	2010-11	3.80		
			2011-12	2.04		
			Total	5.84	2.76	8.60
8	Narsapet Taluka Scheduled Tribes youth club, guntur	OAH	2010-11	4.09		
			2011-12	3.45		
			Total	7.54	5.46	13.00

S. No.	Name of the NGOs and Address	Project	Details of GIA released during 2012-13			
			(Amount in lakh)			Total
			Arrear, if any		2012-13	
			Year	Amount	As on 31.3.2013	
9	Sri Triveni Education Acacademy	OAH	2010-11	3.69		
			2011-12			
			Total	3.69	0.00	3.69
10	Valmiki Seva Sangham, Prakasham, AP	OAH	2010-11	4.26		
			2011-12	4.88		
			Total	9.14	4.88	14.02
11	Shree Mahalakshmi Mahila Mandali, Prakasham District	OAH	2010-11	4.00		
			2011-12	4.17		
			Total	8.17	4.88	13.05
12	Udaysri mahila samajam, guntur	OAH	2010-11	4.33		
			2011-12	3.90		
			Total	8.23	3.92	12.15
13	Jagjeevan Balaheenavarga Abhivrudhi Sangam, Kadappa	OAH	2010-11	3.74		
			2011-12	2.80		
			Total	6.54	0.00	6.54
14	SAV Gupta Education Society, Mehboobnagar,	OAH	2010-11	4.87		
			2011-12	4.87		
			Total	9.74	0.00	9.74
15	Nava Bharath Socio-Economic Development Society,	OAH-1	2010-11	4.61		
			2011-12	2.44		
			Total	7.05	7.32	14.37
16	Anuraag, Secunderabad	MMU-1	2010-11	2.37		
			2011-12			
			Total	2.37	0.00	2.37
17	Sree Venkateswara Convent Educational Society, Door No. 12-5-41, Ubbayappa Street, Anantapur Distt. Phone- 23622.	OAH-1	2010-11	4.33		
			2011-12	4.06		
			Total	8.39	5.56	13.95
18	Sri Rakesh Educational Welfare Society, D. No. 4-3-95, Bellary Bypass, Anantapur Distt.	OAH-1 & DCC-1	2010-11	8.44		
			2011-12	8.19		
			Total	16.63	0.00	16.63
19	Arya Dayannd Mahila Mandli, Nellore	OAH-1	2010-11	4.37		
			2011-12	4.88		
			Total	9.25	4.70	13.95

S. No.	Name of the NGOs and Address	Project	Details of GIA released during 2012-13			
			(Amount in lakh)			
			Arrear, if any		2012-13	Total
			Year	Amount	As on 31.3.2013	
20	Mother India Community Development Association (MICDA), 11-8, NGOs Colony, Puttur- 517583, Chittoor Distt.	OAH-2, DCC-1 & MMU-1	2010-11	13.94		
			2011-12	15.51		
			Total	29.45	11.43	40.88
21	People's Action for Social Service, 10-14, Maruthi Nagar, Tirupati-517502, Chittoor Distt.	OAH-2 & MMU-1	2010-11	11.36		
			2011-12	8.95		
			Total	20.31	0.00	20.31
22	Sarvodaya Women Welfare Society, 16-13, Munireddy Nagar, Tirupati-517502, Chittoor Distt. (Phone-08574-42140)	OAH-1 & DDC-1	2010-11	7.20		
			2011-12	5.50		
			Total	12.70	4.36	17.06
23	Chaitnya Edu Rural Dev. Society, Kadapa Distt.	DCC-2	2010-11	5.52		
			2011-12	5.18		
			Total	10.70	4.51	15.21
24	Help the Women, Door No. 69-3-17, Nagavanam, Kakinada-533003, East Godavari Distt. Phone No- 0884-2378851	OAH-1 & DDC-1	2010-11	7.33		
			2011-12	3.62		
			Total	10.95	0.00	10.95
25	Pushkaramatha Convent Committee, D. No. 35-2-9, Main Road, Rahajmundry, East Godavari Distt. Phone-0883-417612,	DCC-1	2010-11	2.98		
			2011-12	2.80		
			Total	5.78	0.00	5.78
26	Sanjay Gandhi Memorial Orphanages Boarding Home, D. No. 103/1, Kanchara Lane, Dowlaiswaram-533125, East Godavari Distt. Phone-417612	OAH-1	2010-11	4.33		
			2011-12	4.00		
			Total	8.33	0.00	8.33
27	Sarda Educational Society, 10-62, Venkataramana Colony, Indrapalem, Kakinada-533006, East Godavari Distt.	OAH-1	2010-11	3.25		
			2011-12	4.19		
			Total	7.44	0.61	8.05
28	Soniya Gandhi Harijana Girijana Balheena Vargamula Mahila Mandali, Thummalacheruvu, Piduguralla Mandal, Guntur Distt,	OAH-1, DCC-1	2010-11	7.63		
			2011-12	3.97		
			Total	11.60	0.00	11.60
29	Kandrika Mahila Mandali, Kandrika, Phirangipuram-522529, Guntur Distt.	OAH-1	2010-11	4.88		
			2011-12	4.88		
			Total	9.76	0.00	9.76

S. No.	Name of the NGOs and Address	Project	Details of GIA released during 2012-13			
			(Amount in lakh)			Total
			Arrear, if any		2012-13	
			Year	Amount	As on 31.3.2013	
30	Anuraag Human Services, Flat No. 202, II-Floor, Ushodaya Enclave, 27 & 28, Ushodaya Colony, Gudimalkapur, Hyderabad-500028, Phone- 040-3561157, 3560993	OAH-1	2010-11	4.37		
			2011-12	4.88		
			Total	9.25	2.44	11.69
31	Social Integration for Rural Development, 896, Jayaprakash Nagar, Opp. State Home, Hyderabad-500073, Phone-040-373546 (SIRI)	OAH	2010-11	4.71		
			2011-12	0.00		
			Total	4.71	0.00	4.71
32	Mother Theresa Mahila Mandali, D. No. 76-16-102, Eklavya Nagar, Bhavanipuram, Vijayawada-520012, Phone- 415848	DCC-1	2010-11	5.00		
			2011-12	2.81		
			Total	7.81	0.00	7.81
33	ICC Social Service Association	DCC-1	2010-11	2.99		
			2011-12	2.99		
			Total	5.98	2.81	8.79
34	Nav Bharat Educational Society, KVS Colony, Kothapeta, Dhone-518222, Kurnool Distt. Phone- 08516-72158	OAH-1& MMU-1	2010-11	4.33		
			2011-12	2.97		
			Total	7.30	0.00	7.30
35	Pratibha Educational Society, H. No. 13-93, Neeli Street, Nandyal-518501, Kurnool Distt. Phone-08514-44662	OAH-1	2010-11	7.23		
			2011-12	5.52		
			Total	12.75	6.43	19.18
36	Priyadarshini Mahila Mandali, H. No. 1/351, B.C. Colony, Banaganapalli-518124, Kurnool Distt. Phone -27371.	OAH-1	2010-11	4.88		
			2011-12	4.88		
			Total	9.76	4.88	14.64
37	Rural Upliftment of Health and Educational Society, D.No. 9-51, K.V.S. Colony, Dhone-518222, Kurnool Distt.	OAH-1	2010-11	4.88		
			2011-12	0.00		
			Total	4.88	0.00	4.88
38	Mahalaxmi Mahila Mandali, Nalagonda	OAH-1	2010-11	3.21		
			2011-12	2.93		
			Total	6.14	3.16	9.30
39	Mahila Dakshita Samithi	MMU-1	2010-11	5.38		
			2011-12	5.02		
			Total	10.40	5.03	15.43

S. No.	Name of the NGOs and Address	Project	Details of GIA released during 2012-13			
			(Amount in lakh)			
			Arrear, if any		2012-13	Total
			Year	Amount	As on 31.3.2013	
40	Old Age Welfare Centre	MMU-1, OAH-1	2010-11	7.19		
			2011-12	4.07		
			Total	11.26	4.07	15.33
41	Omkar Development Society	OAH-1	2010-11	4.61		
			2011-12	3.25		
			Total	7.86	0.00	7.86
42	Asthana-A-Chistia Mahila Mandali, Khajapeer Makhan, Chinna Bazar, Nellore-1, Phone-0861-330584	OAH-1 & DCC-1	2010-11	7.98		
			2011-12	8.17		
			Total	16.15	11.54	27.69
43	Bharathi Mahila Voluntary Service Orgn.D. No. 11-3-33A, Swayampakulavari Street, Kavali-524201, Nellore Distt.	OAH-1	2010-11	4.34		
			2011-12	2.99		
			Total	7.33	3.99	11.32
44	Haritha Mahila Mandali SocietyD. No. 251/1592, Gowtham Nagar, 2nd Lane, Podalakur Road, A.K. Nagar Post, Nellore-	OAH-1	2010-11	4.61		
			2011-12	3.25		
			Total	7.86	0.00	7.86
45	Indiramma Mahila Mandali, Dr. Zakir Hussain Nagar, Nellore-524001,	MMU-1& DCC	2010-11	5.84		
			2011-12	5.99		
			Total	11.83	8.13	19.96
46	Nehru Bharathi Educational Institution, Jyothi Nagar, Vedayapalem, Nellore-524004,	OAH-1	2010-11	4.34		
			2011-12	4.00		
			Total	8.34	4.06	12.40
47	People Organisation for Welfare & Educational (POWER)	DCC-1	2010-11	3.22		
			2011-12	3.13		
			Total	6.35	0.78	7.13
48	Rashtriya Seva Samiti, Chittoor	OAH-5, DCC-5	2010-11	22.91		
			2011-12	18.75		
			Total	41.66	26.21	67.87
49	Lakshmi Mahila Mandali, Chejerla, Nellore Distt-524341,(Phone-84642)	DCC-1	2010-11	3.37		
			2011-12	5.81		
			Total	9.18	3.37	12.55

S. No.	Name of the NGOs and Address	Project	Details of GIA released during 2012-13			
			(Amount in lakh)			Total
			Arrear, if any		2012-13	
			Year	Amount	As on 31.3.2013	
50	Rayalseema SC,ST/BC society, kadappa	MMU-1	2010-11	5.26		
			2011-12	2.64		
			Total	10.07	5.28	15.35
51	Rural Tribal Dev. Society, Kurnool	OAH-1	2010-11	4.88		
			2011-12	4.61		
			Total	9.49	4.75	14.24
52	Sai Seva Sangh,	OAH-1	2010-11	4.14		
			2011-12	3.89		
			Total	8.03	3.89	11.92
53	Senior Citizen Forum,	OAH-1	2010-11	0.00		
			2011-12	6.16		
			Total	6.16	3.20	9.36
54	Shri Laxmi Parvati Mahila Mandli, Nellore	DCC-1	2010-11	3.29		
			2011-12	3.36		
			Total	6.65	1.68	8.33
55	Shri Venketeshwara Yuva Jan Sangam, Visakhapatnam	OAH-1	2010-11	4.28		
			2011-12	4.00		
			Total	8.28	0.00	8.28
56	St. Anthony Edu. Society	OAH-1	2010-11	4.34		
			2011-12	4.33		
			Total	8.67	5.14	13.81
57	Venkateswar Social Service Association	DCC-1, OAH-1	2010-11	6.94		
			2011-12	5.81		
			Total	12.75	2.44	15.19
58	3-Mens Academics, prakasha,	OAH-1	2010-11	4.79		
			2011-12	4.88		
			Total	9.67	4.88	14.55
59	Bapuji Integrated Rural Development	OAH-1	2010-11	4.81		
			2011-12	4.74		
			Total	9.55	0.00	9.55

S. No.	Name of the NGOs and Address	Project	Details of GIA released during 2012-13			
			(Amount in lakh)			
			Arrear, if any		2012-13	Total
			Year	Amount	As on 31.3.2013	
60	Arunoday mahila Mandali, prakashm	DCC-1	2010-11	3.25		
			2011-12	3.36		
			Total	6.61	0.00	6.61
61	Chandra Vamsa Organisation for Rural Development, Prakasham	OAH-1	2010-11	4.26		
			2011-12	4.88		
			Total	9.14	0.00	9.14
62	Country Women's Association	OAH-1	2010-11	4.88		
			2011-12	4.61		
			Total	9.49	0.00	9.49
63	Health Care & Social Welfare Society	OAH-1	2010-11	6.09		
			2011-12	6.97		
			Total	13.06	6.97	20.03
64	Hyderabad Zilla Mahila Mandal Samakhema	OAH-1	2010-11	1.84		
			2011-12	0.00		
			Total	1.84	0.00	1.84
65	Indira Memorial Weaker section	OAH-1	2010-11	4.33		
			2011-12	3.46		
			Total	7.79	0.00	7.79
66	Indira Priyadarsini Girijana Backward class mahila mandali, Guntur	OAH-1	2010-11	4.87		
			2011-12	4.87		
			Total	9.74	0.00	9.74
67	Indira Priyadarshini Mahila Mandali	DCC-1	2010-11	3.29		
			2011-12	1.78		
			Total	5.07	3.37	8.44
68	Khadi Silk Gramodyoga Samiti	OAH-1	2010-11	4.88		
			2011-12	4.78		
			Total	9.66	7.27	16.93
69	Lakshmi Mahila Mandali, Prakasam	OAH-1	2010-11	2.30		
			2011-12	4.56		
			Total	2.30	7.32	9.62

S. No.	Name of the NGOs and Address	Project	Details of GIA released during 2012-13			
			(Amount in lakh)			Total
			Arrear, if any		2012-13	
			Year	Amount	As on 31.3.2013	
70	Mahila Mandali, Chirala, Prakasam	OAH-1	2010-11	4.26		
			2011-12	4.07		
			Total	8.33	4.06	12.39
71	Naveena Adarsa Mahila Mandali	OAH-1	2010-11	4.26		
			2011-12	4.07		
			Total	3.25	9.68	12.93
72	Netaji Yuva Kendra, Prakasham	OAH-1	2010-11	4.79		
			2011-12	4.78		
			Total	9.57	7.23	16.80
73	Padmavathi Mahila Mandali	OAH-1	2010-11	4.34		
			2011-12	4.07		
			Total	8.41	4.06	12.47
74	Polymers Educational Society	OAH-2	2010-11	8.74		
			2011-12	4.70		
			Total	13.44	9.76	23.20
75	Prakasam Nagar Mahila Mandali	DCC-1	2010-11	2.99		
			2011-12	2.80		
			Total	5.79	3.51	9.30
76	Priyadarsini Mahila Mandali, prakasham	DCC-1, OAH-1	2010-11	2.96		
			2011-12	3.36		
			Total	6.32	4.88	6.32
77	Priyadasini Service Organisation	OAH-1	2010-11	2.01		
			2011-12	2.02		
			Total	4.03	4.07	8.10
78	Rupa Education Society	OAH-1	2010-11	4.80		
			2011-12	4.66		
			Total	9.46	0.00	9.46
79	Sabari Girijana Mahila Mandali, prakasham	DCC-1	2010-11	3.29		
			2011-12	3.55		
			Total	6.84	3.37	10.21

S. No.	Name of the NGOs and Address	Project	Details of GIA released during 2012-13			
			(Amount in lakh)			
			Arrear, if any		2012-13	Total
			Year	Amount	As on 31.3.2013	
80	Samatha Mahila Vedika, prakasham	OAH-1, DCC-1	2010-11	7.11		
			2011-12	6.58		
			Total	13.69	6.88	20.57
81	Social Action for Integrated Development Sociey, adilabad	OAH-1	2010-11	4.66		
			2011-12	4.50		
			Total	4.66	5.94	10.60
82	Shri Sarada Mahila Vignana Samiti, guntur	DCC-1	2010-11	5.35		
			2011-12	5.90		
			Total	11.25	2.39	13.64
83	Society for Welfare and Awakeining Rural Development (SWARE)	DCC-2	2010-11	6.37		
			2011-12	0.00		
			Total	6.37	13.46	19.83
84	Shri Bhavani Mahila Mandali, Prakasham	OAH-1	2010-11	4.25		
			2011-12	3.98		
			Total	8.23	4.07	12.30
85	Sri Krishnadevaraya Yuvajana Sangham	OAH-1	2010-11	4.88		
			2011-12	4.88		
			Total	9.76	0.00	9.76
86	Sri Sachidananda Venkateswara	OAH-1	2010-11	3.72		
			2011-12	2.44		
			Total	6.16	0.00	6.16
87	Sri Sai Educational Society	OAH-1	2010-11	0.00		
			2011-12	0.00		
			Total	0.00	0.00	
88	Sri Venkateswara Mahila Mandali	OAH-1	2010-11	2.17		
			2011-12	5.17		
			Total	7.34	0.00	7.34
89	Telugu Bharathi Mahila Mandali	OAH-1	2010-11	4.69		
			2011-12	4.88		
			Total	9.57	6.05	15.62

S. No.	Name of the NGOs and Address	Project	Details of GIA released during 2012-13			
			(Amount in lakh)			
			Arrear, if any		2012-13	Total
			Year	Amount	As on 31.3.2013	
90	The Divine India, nellore	OAH-2	2010-11	0.00		
			2011-12	4.87		
			Total	4.87	0.00	4.87
91	Upkaar Dr. P. Nirmala H.R.Charitable Trust	OAH-1	2010-11	4.79		
			2011-12	3.59		
			Total	8.38	0.00	8.38
92	Prakasam Zilla Balaheena Vargala Colony Varla Seva Sangam, Ongole, Prakasham	DCC	2010-11	0.00		
			2011-12	6.90		
			Total	6.90	14.65	21.55
93	Vasavi Educational Society, prakasam	OAH-1	2010-11	4.79		
			2011-12	4.88		
			Total	9.67	0.00	9.67
94	Vutukuri Venkateswara Subbhama Welfare Society	DCC-1	2010-11	3.29		
			2011-12	3.36		
			Total	6.65	3.37	10.02
94 (a)	VELUGU, Andhra Pradesh	MFCC	2010-11	0.00		
			2011-12	1.46		
			Total	1.46	0.00	1.46
Arunachal Pradesh						
95	Arunachal Pradesh Art and Culturual, Arunachal Pradesh	OAH	2010-11	1.15		
			2011-12	4.08		
			Total	5.23	4.88	10.11
Assam						
96	WODWICHEE, P.O. Lakshirbond- (1-OAH at Cachar Distt)	OAH-2, DCC-1, MMU-1	2010-11	15.78		
			2011-12	15.06		
			Total	30.84	14.06	44.90
97	Dhula Regional Physically Handicapped Dev. Association, Distt. Darrang	OAH-1	2010-11	4.07		
			2011-12	4.07		
			Total	8.14	3.98	12.12

S. No.	Name of the NGOs and Address	Project	Details of GIA released during 2012-13			
			(Amount in lakh)			
			Arrear, if any		2012-13	Total
			Year	Amount	As on 31.3.2013	
98	Mahila Mandali, Distt. Guwahati	OAH-1	2010-11	8.72		
			2011-12	0.00		
			Total	8.72	4.36	13.08
99	Sadau Asom Gramya Puthibharal Sangh, Nagon	OAH-1	2010-11	3.69		
			2011-12	0.00		
			Total	3.69	0.00	3.69
100	South Borbond Gram Unnayan Samity, Vill. & PO- Borbond, District- Hailakandi,- 788164 (Phone-03844-23501)	DCC-1, OAH-1	2010-11	7.32		
			2011-12	7.52		
			Total	14.84	4.15	18.99
101	Bahumukhi Krishi Aru Samaj Kalyan Samity, Noor Nagar, P.O. Herapati, Via- Haibargaon, Morigaon Distt)	OAH-2, DCC-1 & MMU-1	2010-11	19.52		
			2011-12	15.58		
			Total	35.10	14.54	49.64
102	Fulkumari Bapuji Club, Dhubri	DCC-1	2010-11	3.37		
			2011-12	3.37		
			Total	6.74	0.00	6.74
103	Global Health Immunisation & Population Control Organisation, At -Rangaloo, P.O. Jumarmur, Via- Kathiatoli, Distt. Nagaon,	OAH-1	2010-11	7.28		
			2011-12	7.55		
			Total	14.83	4.88	19.71
104	Gram Vikas Parishad, At -Rangaloo, P.O. Jumarmur, Via- Kathiatoli, Distt. Nagaon, 782427. (Phone-03627-33140)	DCC-1, MMU-1	2010-11	6.03		
			2011-12	6.03		
			Total	12.06	6.03	18.09
105	Khorapattar Sammilita Yuvak Samaj, P.O. Sandakhkhowa-787054, Distt. Lakhimpur, (Phone -03752-58326)	DCC-1	2010-11	2.99		
			2011-12	2.81		
			Total	5.80	2.81	8.61
106	Pragati Social Dev. Organisation	OAH-1	2010-11	4.70		
			2011-12	4.88		
			Total	9.58	4.88	14.46
107	Rogurtook Club & Library, P.O. Asal Kandli, Distt. Karimganj,	OAH-1	2010-11	4.88		
			2011-12	4.88		
			Total	9.76	4.88	14.64

S. No.	Name of the NGOs and Address	Project	Details of GIA released during 2012-13			
			(Amount in lakh)			
			Arrear, if any		2012-13	Total
			Year	Amount	As on 31.3.2013	
108	Karimganj Saptha Barna Welfare Organisation, Karimganj	OAH-1	2010-11	4.88		
			2011-12	4.77		
			Total	9.65	4.88	14.53
109	Al-Amin Foundation	MMU-1	2010-11	2.52		
			2011-12	2.51		
			Total	5.03	0.00	5.03
110	Dr. Ambedkar Mission	DCC-1	2010-11	3.17		
			2011-12	3.28		
			Total	6.45	7.38	13.83
111	Jagriti Sammilitha Unnayan Kendra, Lakhimpur, Assam	MMU-1	2010-11	5.03		
			2011-12	0.00		
			Total	5.03	0.00	5.03
Bihar						
112	Rajendra Institute of Education and Social Welfare, Sitamarhi,	OAH-1	2010-11	0.00		
			2011-12	4.87		
			Total	4.87	7.32	12.19
113	Ekata Gram Seva Sansthan, Vaishali	OAH-1	2010-11	1.42		
			2011-12	4.88		
			Total	6.30	9.76	16.06
114	Sister Nivedita Memorial Trust, Patna	DCC-1	2010-11	0.31		
			2011-12	3.36		
			Total	3.67	3.36	7.03
Chhattisgarh						
115	Chhattisgarh Bal Avam Kalyan Parisad, Raipur	OAH-1	2010-11	3.66		
			2011-12	2.43		
			Total	1.83	5.27	7.10
116	Gayatri Pariwar Trust, Batauli, Surguja	OAH-1	2010-11	1.14		
			2011-12	6.22		
			Total	7.36	2.07	9.43

S. No.	Name of the NGOs and Address	Project	Details of GIA released during 2012-13			
			(Amount in lakh)			
			Arrear, if any		2012-13	Total
			Year	Amount	As on 31.3.2013	
117	Nav Abhilasha Shikshan Sansthan, Rajnandgaon	OAH-1	2010-11	4.79		
			2011-12	9.76		
			Total	14.55	4.88	19.43
	Delhi					
118	Helpage India, Delhi	MMU-6	2010-11	0.00		
			2011-12	5.63		
			Total	5.63	18.15	23.78
119	Annugraha	RRTC	2010-11	4.85		
			2011-12	5.96		
			Total	10.81	10.00	20.81
120	Johns Day Care and Boarding	OAH	2010-11	1.15		
			2011-12	3.01		
			Total	4.16	3.00	7.16
121	New India Educational and Cultural Society	OAH	2010-11	0.00		
			2011-12	0.00		
			Total	0.00	4.16	4.16
	Haryana					
122	Association for Welfare of Handicapped, Faridabad, Haryana	OAH-1	2010-11	2.99		
			2011-12	0.62		
			Total	3.61	0.00	3.61
123	Akhil Bhartia Sant Haridas Samaj Sewa Sangh, Distt. Jhajjar	DCC-1	2010-11	2.99		
			2011-12	2.81		
			Total	5.80	2.81	8.61
124	Manav Avam Jan Kalyan Educational Society, Dist. Jhajjar, Haryana	OAH-1	2010-11	4.61		
			2011-12	3.64		
			Total	8.25	4.10	12.35
125	Amar Jyothi Foundation Jind	OAH-1 & DCC-1	2010-11	6.79		
			2011-12	7.42		
			Total	14.21	7.42	21.63

S. No.	Name of the NGOs and Address	Project	Details of GIA released during 2012-13			
			(Amount in lakh)			Total
			Arrear, if any		2012-13	
			Year	Amount	As on 31.3.2013	
126	Chaubisee Vikas Sangh, Meham, Distt-Rohtak	OAH-1 & DCC-1	2010-11	2.90		
			2011-12	3.36		
			Total	6.26	9.20	15.46
127	Haryana Nav Yuvak Kala Sangam, Rohtak	DCC-2	2010-11	5.91		
			2011-12	6.73		
			Total	12.64	0.00	12.64
128	Adarsh Saraswati Shiksha Samiti, Sant Garib Dass, Sonipat	DCC-1	2010-11	0.00		
			2011-12	3.36		
			Total	3.36	3.37	6.73
129	Akhil Bhartiya Nav Yuvak Kala Sangam, Bhivani	OAH-1	2010-11	4.48		
			2011-12	4.43		
			Total	8.91	4.61	13.52
130	Eco Club, Bhiwani	DCC-1	2010-11	3.13		
			2011-12	3.36		
			Total	6.49	3.37	9.86
131	Gramya Swarajya Sansthan, Hissar	DCC-1	2010-11	2.99		
			2011-12	3.36		
			Total	6.35	2.24	8.59
132	Lok Kalyan Foundation, Panipat	1-DCC	2010-11	3.22		
			2011-12	0.00		
			Total	3.22	5.05	8.27
133	Janta Kalyan Samiti, Rewari	1-DCC	2010-11	3.18		
			2011-12	2.71		
			Total	5.89	0.00	5.89
134	Samaj Kalyan Shiksha Samiti, Sonapat	1-OAH	2010-11	3.86		
			2011-12	7.85		
			Total	7.88	3.99	11.87
135	Bhartiya Gram Sudhar Sabha, Rohtak, Haryana	DCC	2010-11	3.26		
			2011-12	3.26		
			Total	6.52	3.37	9.89

S. No.	Name of the NGOs and Address	Project	Details of GIA released during 2012-13			
			(Amount in lakh)			
			Arrear, if any		2012-13	Total
			Year	Amount	As on 31.3.2013	
Himachal Pradesh						
136	Kanchan Duggal Memorial Old Age/ Handicapped Society, Spiti	1-OAH	2010-11	4.72		
			2011-12	4.88		
			Total	9.60	6.10	15.70
137	Indira Ladies Club, Nahan, Himachal Pradesh	DCC and MMU	2010-11	0.00		
			2011-12	1.33		
			Total	1.33	0.00	1.33
Karnataka						
138	Adarsha Education Society, Bellary, Karnataka	OAH	2010-11	4.34		
			2011-12	4.88		
			Total	9.22	7.32	16.54
139	Shri Uma Maheshwari Mandir Trust, Ramnagar	OAH	2010-11	0.00		
			2011-12	9.49		
			Total	9.49	4.88	14.37
140	Ashaktha Poshaka Sabha, Vishveswarpuram, Bangalore	OAH-1	2010-11	9.62		
			2011-12	0.00		
			Total	9.62	0.00	9.62
141	Sri Shathashrunga Vidya Samasthe, Shridi Sai Baba Mandir Premises, Bangalore	OAH-1	2010-11	6.40		
			2011-12	4.80		
			Total	11.20	8.00	19.20
142	Eshwar Education & Welfare Society, Bangalore-560091	OAH-1	2010-11	4.34		
			2011-12	4.04		
			Total	8.38	4.60	12.98
143	Sarvodaya Service Society, Near Evergreen School,, Vijayapura, Devanahalli Taluk, Bangalore Rural Distt.	OAH-1	2010-11	4.88		
			2011-12	4.88		
			Total	9.76	4.88	14.64
144	Vidyaranya Education & Development Society, Mandur, Virgonagar (Via), Bangalore East Taluk, Bangalore-560049.	OAH-2	2010-11	9.74		
			2011-12	9.76		
			Total	19.50	4.88	24.38

S. No.	Name of the NGOs and Address	Project	Details of GIA released during 2012-13			
			(Amount in lakh)			Total
			Arrear, if any		2012-13	
			Year	Amount	As on 31.3.2013	
145	Dr. B.R. Ambedkar Cultural & Welfare Society, H. No. 7-3-31, Bheem Nagar, Bidar	OAH-1	2010-11	4.34		
			2011-12	8.94		
			Total	13.28	13.55	26.83
146	Sangram Educational Society, Bidar	OAH	2010-11	4.34		
			2011-12	0.00		
			Total	4.34	0.00	4.34
147	Nittur Education Society, Nittur, Tq. Bhalki, Distt- Bidar,	OAH-1	2010-11	4.34		
			2011-12	4.06		
			Total	8.40	4.06	12.46
148	Shivleela Women's Welfare Association, Bidar	OAH-1	2010-11	4.10		
			2011-12	4.07		
			Total	8.17	4.06	12.23
149	Annapurna Association, Chintamani Nagar, Harihar, Davangere Distt	OAH-1	2010-11	4.88		
			2011-12	3.46		
			Total	8.34	4.88	13.22
150	Sri Maitri Association, Sugar Factory Road, Doddabathi Post- 577566, Davangere Tq. & Distt. (Phone-0819-291645)	OAH-2	2010-11	12.01		
			2011-12	10.97		
			Total	12.01	11.65	23.66
151	Sri Shakti Association, Guttur Colony, Harihar	OAH-2	2010-11	11.73		
			2011-12	11.84		
			Total	23.57	12.01	35.58
152	Sneha Education and Development Society, Shivananda Nagar, Hubli, Dharwad Distt.	OAH-1	2010-11	4.77		
			2011-12	4.77		
			Total	9.54	4.88	14.42
153	Sri Surabee Mahila Mandal,	OAH-1	2010-11	4.61		
			2011-12	2.30		
			Total	6.91	6.36	13.27
154	Shri Ramana Maharishi Trust for Disabled Persons, Parandahally, Via-K.G.F.Bangarpet Taluk, Kolar Distt.	OAH-1& MMU-1	2010-11	9.79		
			2011-12	6.16		
			Total	15.95	9.59	25.54

S. No.	Name of the NGOs and Address	Project	Details of GIA released during 2012-13			
			(Amount in lakh)			
			Arrear, if any		2012-13	Total
			Year	Amount	As on 31.3.2013	
155	Jnana Sindhu Home for Senior Citizens, Shankrappa Layout, Hallahalli, Mandya-571401 (Phone-0823-237444)	OAH-1	2010-11	4.21		
			2011-12	3.25		
			Total	7.46	4.88	12.34
156	Lalitha Academy, shivakumar swamynagar, Distt. Davangere	OAH-1 & MFCC-1	2010-11	6.36		
			2011-12	14.32		
			Total	20.68	9.76	30.44
157	Sri Swamy Sarvadharm Sharanalaya Trust, Sultanpet, Nandi Post, Chikkaballapur Taluk, Kolar Distt.	OAH-3	2010-11	13.20		
			2011-12	10.66		
			Total	23.86	11.65	35.51
158	Rajyogi Siddhartha Education Society, Turvanur-577517, Chitradurga	OAH	2010-11	1.00		
			2011-12	4.10		
			Total	5.10	3.86	8.96
159	Shri Kalikamba Association, Shimoga	OAH-1 & 1-MFCC	2010-11	6.09		
			2011-12	16.55		
			Total	22.64	11.76	34.40
160	Mata Dahilly Jagjivan Sarvodya Sangha, Bangalore	OAH	2010-11	0.00		
			2011-12	0.00		
			Total	0.00	0.00	0.00
161	Shree Vishnu Educational Society, Chitradurga	OAH	2010-11	4.19		
			2011-12	4.34		
			Total	8.53	4.06	12.59
162	Varshini Gramabhiruddi Mahila Mandli, Davengere	OAH	2010-11	1.46		
			2011-12	10.45		
			Total	11.91	0.00	11.91
163	Nightingale Medical Trust, Bangalore	DCC	2010-11	3.53		
			2011-12	5.49		
			Total	9.02	8.95	17.97
164	Mehboob Suhani Educational Trust, Gulbarga	OAH	2010-11	3.94		
			2011-12	5.59		
			Total	9.53	0.00	9.53

S. No.	Name of the NGOs and Address	Project	Details of GIA released during 2012-13			
			(Amount in lakh)			Total
			Arrear, if any		2012-13	
			Year	Amount	As on 31.3.2013	
165	Sri Sirdi Sai Baba Shikshan Sansthan, Bidar	OAH	2010-11	4.72		
			2011-12	4.88		
			Total	9.60	0.00	9.60
166	Sri Mallikarajana Jana Seva Society, Gulbarga	OAH	2010-11	4.70		
			2011-12	4.61		
			Total	9.31	4.69	14.00
167	Rural Organization for Educational Society, Bangalore	OAH	2010-11	4.84		
			2011-12	4.88		
			Total	9.72	0.00	9.72
168	Ramalingeshwar Gramabhiruddhi Sangh, Gulbarga	MMU	2010-11	7.29		
			2011-12	5.95		
			Total	13.24	6.81	20.05
169	R. T. Nagar Educational Trust, Bangalore	OAH	2010-11	2.13		
			2011-12			
			Total	2.13	0.00	2.13
170	Poornima Mahila Mandali, Bellar	OAH	2010-11			
			2011-12	7.90		
			Total	7.90	7.03	14.93
171	Poornima Mahila Vidya Samasthe, Manya	DCC-1	2010-11	4.61		
			2011-12	4.88		
			Total	9.49	4.88	14.37
172	Sharanara Nadu Educaitonal Society, Gulbarga	OAH-1	2010-11	4.88		
			2011-12	4.88		
			Total	9.76	4.88	14.64
173	Gayathri Grameena Vidya Samsthe, Davangere	OAH-1	2010-11	4.61		
			2011-12	4.88		
			Total	9.49	4.88	14.37
174	Hyderabad Karnataka Dalit Women Society, Gulbarga	OAH-1	2010-11	2.77		
175			2011-12	2.05		
			Total	4.82	8.13	12.95

S. No.	Name of the NGOs and Address	Project	Details of GIA released during 2012-13			
			(Amount in lakh)			
			Arrear, if any		2012-13	Total
			Year	Amount	As on 31.3.2013	
KERALA						
176	Karuna Bhawan Social Centre, Ernakulam	Oah-1	2010-11	4.07		
			2011-12	3.88		
			Total	7.95	0.00	7.95
177	Welfare Services, Ernakulam		2010-11	6.43		
			2011-12	3.02		
			Total	9.45	0.00	9.45
Manipur						
178	Centre for Rural Upliftment Services, Wangbal Canal Maya, P.O.-Thoubal, B.P.O.-Wangbal, Thoubal-795135, Manipur	DCC-1	2010-11	3.37		
			2011-12	3.37		
			Total	6.74	8.24	14.98
179	Community Development society , Palace Compound, Imphal-795001	OAH-1	2010-11	4.56		
			2011-12	2.07		
			Total	6.63	4.54	11.17
180	Human Resources Infrastructure Dev. Organisation, Imphal	DCC-1	2010-11	3.25		
			2011-12	3.36		
			Total	6.61	4.00	10.61
181	Kumbhi Khullakpam Leikai Women’s Association, Bishnupur	OAH-1	2010-11	4.10		
			2011-12	4.88		
			Total	8.98	4.88	13.86
182	Social Dev. & Rehabilitation Council, Thoubal	DCC-1	2010-11	2.99		
			2011-12	2.90		
			Total	5.89	1.41	7.30
183	South Eastern Dev Organisation, Thoubal	OAH-1	2010-11	4.61		
			2011-12	4.61		
			Total	9.22	0.00	9.22
184	The Manipur SC/ST Welfare Association, Imphal East,	OAH-1	2010-11	5.87		
			2011-12	7.99		
			Total	13.86	0.00	13.86

S. No.	Name of the NGOs and Address	Project	Details of GIA released during 2012-13			
			(Amount in lakh)			Total
			Arrear, if any		2012-13	
			Year	Amount	As on 31.3.2013	
185	Integrated Rural Development Agency, Hangul, P.O. Mayang, Imphal-795132	DCC-1	2010-11	3.36		
			2011-12	3.36		
			Total	6.72	3.37	10.09
186	Centre for Development Activities(C-DAC), Wangjing , Near Indo-Myanmar Road, Wangjing-795148	DCC-1	2010-11	3.36		
			2011-12	3.36		
			Total	6.72	3.37	10.09
187	Integrated Rural Development and Educational Organisation, Wangbal, P.O.-Thoubal-795138, Manipur	OAH-1 & RRTC	2010-11	5.95		
			2011-12	9.87		
			Total	15.82	4.99	20.81
188	New Integrated Rural Management Agency (NIRMA), Nungphou Bazar, Sangaiyumpham, P.O.-Wangjing-795148	OAH-2	2010-11	7.12		
			2011-12	7.12		
			Total	14.24	0.00	14.24
189	Rural Dev. Society, R.D.S Bhawan, Wangjing Bazar, wangjing-795148, Manipur	MMU-1	2010-11	2.66		
			2011-12	2.66		
			Total	5.32	1.99	7.31
190	Rural Industries Dev. Assocn., Wankhem, P.O.-Thoubal, Manipur-795138	DCC-2	2010-11	6.51		
			2011-12	3.37		
			Total	9.88	6.66	16.54
191	Youth Progressive Organization, Thoubal	OAH-1	2010-11	4.34		
			2011-12	4.61		
			Total	8.95	0.00	8.95
192	Rural Downtrodden People Upliftment Society, Thoubal	OAH	2010-11	4.34		
			2011-12	4.34		
			Total	8.68	4.88	13.56
193	Society for Women's Ed. Action & Reflection, Athokpam Khunou, P.O.-Thoubal, Manipur-795138	DCC-1	2010-11	2.99		
			2011-12	2.80		
			Total	5.79	4.07	9.86
194	United Rural Dev. Services, H.O.-Heirokheituppokpi, Thoubal Dist., P.O.-Wangjing-795148, Manipur	OAH-1	2010-11	4.88		
			2011-12	4.88		
			Total	9.76	4.88	14.64

S. No.	Name of the NGOs and Address	Project	Details of GIA released during 2012-13			
			(Amount in lakh)			
			Arrear, if any		2012-13	Total
			Year	Amount	As on 31.3.2013	
195	Wangjing Women & Girls Society, P.O.- Wanjing, Thoubal Dist., Manipur-795148	DCC-7	2010-11	23.56		
			2011-12	17.32		
			Total	40.88	30.12	71.00
196	Volunteers for Rural Health & Action (VOHRA), Thoubal	DCC-1	2010-11	3.34		
			2011-12	2.98		
			Total	6.32	2.98	9.30
197	United Hill People's Development Society, Thoubal	OAH-	2010-11	4.88		
			2011-12	4.88		
			Total	9.76	4.88	14.64
198	The Social Agriculture and Rural Development Agency, Imphal	OAH	2010-11	4.49		
			2011-12			
			Total	4.49	0.00	4.49
199	Rural Service Agency (RUSA), Imphal East,	OAH	2010-11	4.88		
			2011-12	2.44		
			Total	7.32	0.00	7.32
200	Integrated Rural Upliftment Service(IRUS), Thoubal	DCC	2010-11	2.90		
			2011-12	2.81		
			Total	5.71	2.80	8.51
201	Centre for Upliftment for Rural Women Association, Imphal	OAH	2010-11	4.61		
			2011-12	4.61		
			Total	9.22	8.24	17.46
201 (a)	Rural Medical Institute, Manipur	MMU	2010-11	0.00		
			2011-12	1.33		
			Total	1.33	0.00	1.33
202	Ima Leimaral Women Welfare Association, Imphal	OAH	2010-11	3.46		
			2011-12	5.40		
			Total	8.86	9.20	18.06
203	Social Environmental & Rural Technology	DCC	2010-11	3.13		
			2011-12	0.00		
			Total	3.13	0.00	3.13

S. No.	Name of the NGOs and Address	Project	Details of GIA released during 2012-13			
			(Amount in lakh)			
			Arrear, if any		2012-13	Total
			Year	Amount	As on 31.3.2013	
Mizoram						
204	Save Help and Development (SHAD), Mizoram	DCC	2010-11	3.79		
			2011-12	4.46		
			Total	8.25	0.00	8.25
Madhya Pradesh						
205	Mahila Utkarsh Sansthan, Indore	OAH-1	2010-11	3.06		
			2011-12	0.00		
			Total	3.06	1.02	4.08
206	Nivedita Kalyan Samity, Rewa	OAH-1	2010-11	4.02		
			2011-12	4.07		
			Total	8.09	4.15	12.24
207	Ajanta Lalit Kala Evam Samaj Kalyan Samiti, Vidisha, MP	OAH	2010-11	4.88		
			2011-12	4.88		
			Total	9.76	0.00	9.76
208	Ujjwal Mahila Mandali, Jabalpur	DCC for Dementia	2010-11	1.12		
			2011-12			
			Total	1.12	15.17	16.29
Maharashtra						
209	Jai Prakash Gram Kalyan Sanstha, Nanded	oah	2010-11	0.00		
			2011-12	1.48		
			Total	1.48	6.97	8.45
210	Mahabodhi Education,Bhandara,MS	oah	2010-11	4.53		
			2011-12	2.27		
			Total	6.80	6.95	13.75
211	Bhartiya Ausadhi anusandhan kendra,Bhandara	MMU and OAH	2010-11	0.00		
			2011-12	6.52		
			Total	6.52	14.24	20.76
212	Bal Vikas Mahila Mandal,C/o Swa-Adhar Mahila Vastigrh Sudarshan Colony, India Nagar, Latur, Maharashtra	DCC-1	2010-11	5.93		
			2011-12	3.10		
			Total	9.03	3.11	12.14
213	Arunoday Bahuddeshiya Gramin Vikas Sanstha,	OAH-1, MFCC-1	2010-11	0.00		
			2011-12	11.30		
			Total	11.30	0.00	11.30

S. No.	Name of the NGOs and Address	Project	Details of GIA released during 2012-13			
			(Amount in lakh)			
			Arrear, if any		2012-13	Total
			Year	Amount	As on 31.3.2013	
214	Jankranti Shikshan Prasarak Mandal , Nanded	DCC-1	2010-11	0.00		
			2011-12	3.37		
			Total	3.37	3.37	6.74
215	Jankranti Shikshan Prasarak Mandal , Nanded	DCC-1	2010-11	3.26		
			2011-12			
			Total	3.26	0.00	3.26
216	Lok Seva Shikshan Prasarak Mandal, Yavatmal,	OAH-1	2010-11	4.59		
			2011-12	4.71		
			Total	9.30	4.28	13.58
217	Late Ramesh Jadhav Shikshan & Krida Prasarak Mandal,	OAH-1	2010-11	4.88		
			2011-12	4.84		
			Total	9.72	4.88	14.60
218	Sant Tukdoji Maharaj Adivasi Bahuddeshiya Sanstha,	DCC for Dementia	2010-11	7.72		
			2011-12	7.72		
			Total	15.44	7.72	23.16
219	Shri Mahila Bal Kalyan & Apang Vikas Mandal, Dhule	OAH	2010-11	9.38		
			2011-12	4.88		
			Total	14.26	4.88	19.14
220	Bharatiya Aushadi Anusandhan Sanstha,	MMU, DCC-Dementia	2010-11	3.95		
			2011-12	2.66		
			Total	6.61	0.00	6.61
221	Jankibai Trust, Kamlabai Ajmera Vidya Nagar, Deopur,Dhule Distt, Maharashtra	DCC	2010-11	2.14		
			2011-12	3.65		
			Total	5.79	5.66	11.45
222	Sainath Shikshan Prasarak Mandal, Andhori Tq, Ahmadpur, Distt. Latur	DCC	2010-11	3.36		
			2011-12	3.37		
			Total	6.73	3.37	10.10
223	Late Sanjay Rathod Shikshan Sanstha, Gunj Tq. Mahagaon Distt. Yavatmal, Maharashtra	OAH	2010-11	4.08		
			2011-12			
			Total	4.08	0.00	4.08
224	Shri Krishna Mahila Bal Kalyan Avam Purnvasam Vikas Mandal, Jalgaon	OAH	2010-11	4.35		
			2011-12	9.22		
			Total	13.57	0.00	13.57

S. No.	Name of the NGOs and Address	Project	Details of GIA released during 2012-13			
			(Amount in lakh)			Total
			Arrear, if any		2012-13	
			Year	Amount	As on 31.3.2013	
225	Gramin Janseva Shikhsan Sansthan, Nanded	OAH	2010-11	4.88		
			2011-12	4.88		
			Total	9.76	0.00	9.76
226	Shri Chhatrapati Shivaji Education & Awaking Welfare Society, Akola	OAH	2010-11	3.66		
			2011-12			
			Total	3.66	10.86	14.52
227	Late Laxmanrao Chinnawar Shikshan Prasarak Mandal, Akoli Tq. Umarkhed, Distt. Yawatmal, Maharashtra	OAH	2010-11	4.88		
			2011-12	4.78		
			Total	9.66	4.88	14.54
228	Youth Farmer & Health Social Welfare, Yawatmal	Sensitization, OAH	2010-11	2.79		
			2011-12	7.64		
			Total	10.43	7.59	18.02
229	Ashirwad Shakshanik Samajik Sanskrit Sanstha, Vidya Nagar, Ambejogai, Distt. Beed	MFCC	2010-11	1.47		
			2011-12	5.20		
			Total	6.67	6.97	13.64
230	Dnyana Shikshan Sansthan Sanstha at Latur Distt. Maharashtra.	DCC with Dementia	2010-11	1.29		
			2011-12	6.64		
			Total	7.93	7.72	15.65
231	Jogai Mata Krishi Gramin Vikas sevabhavi sanstha, at Nandurbar distt., Maharashtra.	OAH	2010-11	3.85		
			2011-12	7.31		
			Total	11.16	19.52	30.68
232	Jogeshwari Gramin Vikas Sevabhavi Sanstha, at Khedgaon, Jalgaon distt., Maharashtra.	OAH	2010-11	1.42		
			2011-12	4.88		
			Total	6.30	4.88	11.18
233	Late Bhikajirao Alies Dada Jagtap Pratishthan, Pune, Pune distt., Maharashtra	MFCC	2010-11	1.86		
			2011-12	6.80		
			Total	8.66	6.66	15.32
234	Lokmanya Shikshan Prasarak Mandal, at Osmanabad distt., Maharashtra	MFCC	2010-11	1.86		
			2011-12	6.97		
			Total	8.83	6.96	15.79

S. No.	Name of the NGOs and Address	Project	Details of GIA released during 2012-13			
			(Amount in lakh)			
			Arrear, if any		2012-13	Total
			Year	Amount	As on 31.3.2013	
235	Peoples Education Society, latur	Physiotherapy	2010-11	6.41		
			2011-12	1.85		
			Total	8.26	3.82	12.08
236	Shri Satya Sai Sanskrutik Samaji Shaikshanik Mandal, Khedgaon, Jalgaon, at Beed distt., Maharashtra ,	Physiotherapy, OAH	2010-11	7.72		
			2011-12	6.46		
			Total	14.18	7.00	21.18
Orissa						
237	Cuttack Zilla Harizana Adivasi Yojana	DCC	2010-11	3.51		
			2011-12	4.77		
			Total	8.28	14.26	22.54
238	Orissa Social Rurual Tehchnology Institute,	DCC	2010-11	4.77		
			2011-12	4.77		
			Total	9.54	12.63	22.17
239	Jaya Kishan Youth Club, Puri	OAH	2010-11	4.88		
			2011-12	4.88		
			Total	9.76	4.88	14.64
240	All Orissa Research Institute For Development of Women Movement(ARIDOWM)Angul	DCC	2010-11	3.36		
			2011-12	1.68		
			Total	5.04	1.60	6.64
241	Anatha Parityakt Balashrama, At/ PO-Ramachandrapur, Tikiraipada, Mohatapalla, Distt. Nayagarh, Orissa	OAH	2010-11	4.88		
			2011-12	2.44		
			Total	7.32	7.32	14.64
242	Arun Institute of Rural Affairs (AIRA), Dhenkanal	DCC-5, Helpline	2010-11	22.41		
			2011-12	25.65		
			Total	48.06	28.26	76.32
243	Asha Nayakam Seva Sangha, jajpur	DCC	2010-11	9.51		
			2011-12	2.38		
			Total	18.23	9.02	27.25
244	Association for Social Reconstructive Activities	OAH	2010-11	4.81		
			2011-12	4.88		
			Total	9.69	4.85	14.54

S. No.	Name of the NGOs and Address	Project	Details of GIA released during 2012-13			
			(Amount in lakh)			Total
			Arrear, if any		2012-13	
			Year	Amount	As on 31.3.2013	
245	Association for Social Work and Social Research in Orissa, Khurda	OAH-1, DCC-5 & MMU-1	2010-11	0.00		
			2011-12	0.00		
			Total	0.00	0.00	0.00
246	Association for Voluntary Action, Puri, Orissa	DCC-2	2010-11	27.77		
			2011-12	12.75		
			Total	40.52	6.03	46.55
247	Banadurga, Bhubaneswar, Boudh	OAH	2010-11	4.88		
			2011-12	2.44		
			Total	7.32	0.00	7.32
248	Bankeswari Jubak Sangha, Puri	OAH-1, DCC-1	2010-11	7.99		
			2011-12	1.68		
			Total	9.67	9.87	19.54
249	Banki Anchalika Adivasi Harijan Kalyan Parishad, Puri	DCC-3	2010-11	0.00		
			2011-12	0.00		
			Total	0.00	0.00	0.00
250	Basudeva Pathaagar, cuttack	OAH-1, DCC-1	2010-11	8.24		
			2011-12	8.24		
			Total	16.48	0.00	16.48
251	Bhairabi Club, Khurda	OAH-1, DCC-1	2010-11	8.20		
			2011-12	8.21		
			Total	16.41	9.00	25.41
252	Bishnupriya Balashram, Keonjhar	DCC-1	2010-11	4.87		
			2011-12	4.87		
			Total	9.74	0.00	9.74
253	Bright Career Academy, Koraput ,	OAH-1	2010-11	4.87		
			2011-12	4.60		
			Total	9.47	0.00	9.47
254	Council for All Round Dev. Of Society, Khurda	DCC-2	2010-11	5.73		
			2011-12	2.80		
			Total	8.53	5.60	14.13
255	Gandhian Institute of Technical Advancement, Koraput	OAH-1	2010-11	4.88		
			2011-12	4.88		
			Total	9.76	7.32	17.08

S. No.	Name of the NGOs and Address	Project	Details of GIA released during 2012-13			
			(Amount in lakh)			Total
			Arrear, if any		2012-13	
			Year	Amount	As on 31.3.2013	
256	Gram Mangal Pathagar, Balangir	OAH-1	2010-11	4.80		
			2011-12	4.87		
			Total	9.67	0.79	10.46
257	Gram Seva Mandal	OAH-1 & DCC-5	2010-11	5.35		
			2011-12	3.76		
			Total	9.11	0.00	9.11
258	Indian Village Development Organisation, Kendrapada	OAH-1	2010-11	4.88		
			2011-12	4.88		
			Total	9.76	4.88	14.64
259	Jankalyan sewa Sanstha, Kendrapada	OAH-1	2010-11	2.44		
			2011-12	2.43		
			Total	4.87	4.88	9.75
260	Janvikash, Nayagarh	OAH-1,	2010-11	4.88		
			2011-12			
			Total	4.88	0.00	4.88
261	Jayanti Pathagar, Kalahandi	DCC-1	2010-11	3.25		
			2011-12	3.29		
			Total	6.54	3.29	9.83
262	Juba Jyoti Club, Khurda	OAH-1	2010-11	4.09		
			2011-12	4.88		
			Total	8.97	0.00	8.97
263	Lutheran Mahila Samiti, Kendrapada	OAH-1, DCC-1	2010-11	7.71		
			2011-12	3.37		
			Total	11.08	0.00	11.08
264	Maharishi Dayanand Service Mission, Dhenkanal	OAH-1 & DCC-4	2010-11	18.25		
			2011-12	17.70		
			Total	35.95	18.36	54.31
265	Nandighosha, Cuttack	DCC-1 & MMU-1	2010-11	3.26		
			2011-12	7.36		
			Total	10.62	11.86	22.48
266	National institute of Tribal Welfare & social action (NITWSA) ,Nayagarh	DCC-2 & 1-OAH	2010-11	11.40		
			2011-12	8.18		
			Total	19.58	9.88	29.46

S. No.	Name of the NGOs and Address	Project	Details of GIA released during 2012-13			
			(Amount in lakh)			Total
			Arrear, if any		2012-13	
			Year	Amount	As on 31.3.2013	
267	National Resources Centre for Women Development, orissa	OAH-1	2010-11	4.85		
			2011-12	4.88		
			Total	9.73	2.45	12.18
268	Nilachal Seva Pratisthan, Puri	OAH-2 & DCC-5	2010-11	26.04		
			2011-12	24.76		
			Total	50.80	23.81	74.61
269	Orissa Multipurpose Dev. Centre, Kendrapara	OAH-1 & DCC-	2010-11	14.98		
			2011-12	11.61		
			Total	26.59	1.68	28.27
270	The Padmasree Society, Khurda	DCC	2010-11	2.88		
			2011-12	1.44		
			Total	4.32	1.42	5.74
271	Shakti Organisation, Distt. Rayagada, Orissa	OAH	2010-11	4.88		
			2011-12	2.41		
			Total	7.29	2.43	9.72
272	Shree Ramakrishna Ashrama, Kalahandi	OAH	2010-11	4.09		
			2011-12	2.05		
			Total	6.14	2.56	8.70
273	Society for Rural Advancement & Democratic Humanitarian Action, Dhenkanal	OAH	2010-11	4.88		
			2011-12			
			Total	4.88	0.00	4.88
274	Subhadra Mahtab Seva Sadan	OAH	2010-11	3.66		
			2011-12	3.20		
			Total	6.86	3.22	10.08
275	Surakhya, Puri	OAH-1	2010-11	4.33		
			2011-12	3.05		
			Total	7.38	1.02	8.40
276	Union for Learning Trng. & Reformativ Activ. Khurda	MMU-1, DCC-1	2010-11	9.57		
			2011-12	10.26		
			Total	19.83	11.14	30.97
277	Vishwa Jeevan seva Sangh, Khurda	DCC-5, Helpline, OAH-2	2010-11	26.04		
			2011-12	0.00		
			Total	26.04	26.61	52.65

S. No.	Name of the NGOs and Address	Project	Details of GIA released during 2012-13			
			(Amount in lakh)			
			Arrear, if any		2012-13	Total
			Year	Amount	As on 31.3.2013	
278	Voluntary Institute for Rural Development(VIRD)	DCC	2010-11	2.93		
			2011-12	1.46		
			Total	4.39	1.90	6.29
279	Aabhana , Khurda	Helpline	2010-11	0.73		
			2011-12	4.42		
			Total	5.15	6.64	11.79
280	Rural Development Action Cell	OAH, MFCC	2010-11	5.27		
			2011-12	11.03		
			Total	16.30	4.05	20.35
281	The Chetna, Dhenkal	DCC with Dementia	2010-11	1.51		
			2011-12	6.97		
			Total	8.48	6.96	15.44
282	Centre for Rehabilitation Services Centre	Physiotherapy	2010-11	6.31		
			2011-12	2.12		
			Total	8.43	2.12	10.55
283	Laxmi Narayan Seva Pratisthan, Jaipur, Odhisa	OAH	2010-11	4.40		
			2011-12	4.40		
			Total	8.80	0.00	8.80
284	Holy Home, Nuapada	OAH	2010-11	1.16		
			2011-12	4.88		
			Total	6.04	4.88	10.92
	Punjab					
285	Bhai Ganaih Charitable Trust, Govind nagar	DCC	2010-11	1.02		
			2011-12	0.00		
			Total	1.02	0	1.02
286	Akhil Bhartiya Jan Seva Samiti, Abhora, Punjab	DCC-2	2010-11	1.57		
			2011-12	1.57		
			Total	3.14	0.00	3.14
287	Gurunanak Charitable Trust, Ludhiana,	DCC-2	2010-11	1.21		
			2011-12	1.81		
			Total	3.02	0.00	3.02

S. No.	Name of the NGOs and Address	Project	Details of GIA released during 2012-13			
			(Amount in lakh)			
			Arrear, if any		2012-13	Total
			Year	Amount	As on 31.3.2013	
288	Mahila Kalyan Samiti, Rodki Road, Sardulgarh-151507, Distt-Mansa, (Phone-01659-51430)	DCC-1	2010-11	2.96		
			2011-12	0.00		
			Total	2.96	0.00	2.96
289	Mahila Mandal, Vill + P.O. Bundala, Distt. Jalandhar (Phone-01826-70924)	DCC-1	2010-11	0.00		
			2011-12	3.68		
			Total	3.68	0.00	3.68
290	Social Work & Rural Dev.,Punjab	DCC-1, OAH-1	2010-11	5.25		
			2011-12	3.32		
			Total	8.57	0.00	8.57
291	Vridh Ashram, Jalalabad Road, Muktsar-152026,(Phone-01633-262947)	OAH-1	2010-11	2.28		
			2011-12	2.88		
			Total	5.16	0.00	5.16
292	Indian Red Cross Society, Distt Branch Faridkot, Red Cross Bhawan, Sadiq Road, Faridkot-151203,	OAH	2010-11	0.00		
			2011-12	3.03		
			Total	3.03	0.00	3.03
293	Gyandeep Shiksha Samiti, Bhatinda, Punjab	DCC	2010-11	1.46		
			2011-12	1.39		
			Total	2.85	0.00	2.85
294	Lok Sewa Sansthan, Variyam Nagar, Abohar-152116, Distt. Ferozpur,	DCC	2010-11	2.92		
			2011-12	2.74		
			Total	5.66	2.74	8.40
295	Sarv Jan Gramin Vikash sansthan, Gurdaspur, Punjab	OAH	2010-11	1.49		
			2011-12	0.00		
			Total	1.49	0.00	1.49
	Rajasthan					
296	Rajasthan Anusuchit Jati Mahila Evam Vikas Samiti	OAH-1	2010-11	2.59		
			2011-12	0.00		
			Total	2.59	0.00	2.59
297	Navjyoti Shiksha Samiti	OAH-1	2010-11	4.52		
			2011-12	0.00		
			Total	4.52	0.00	4.52

S. No.	Name of the NGOs and Address	Project	Details of GIA released during 2012-13			
			(Amount in lakh)			
			Arrear, if any		2012-13	Total
			Year	Amount	As on 31.3.2013	
298	Ganga Vision	OAH	2010-11	1.15		
			2011-12	4.80		
			Total	5.95	4.88	10.83
299	Jan Vikas Sanchalan, Alwar	OAH	2010-11	3.45		
			2011-12	0.00		
			Total	3.45	0.00	3.45
300	Nehru Model school samiti, Sri Ganga nagar	DCC	2010-11	1.42		
			2011-12	1.42		
			Total	2.84	0.00	2.84
Tripura						
301	Abalamban	OAH-1	2010-11	2.59		
			2011-12			
			Total	2.59	0.00	2.59
302	Minority Development organisation	OAH-1	2010-11	4.61		
			2011-12	4.34		
			Total	8.95	4.61	13.56
Tamil Nadu						
303	Rurual Education and Liberation Trust, (REAL), triopur	Physio-therapy, OAH	2010-11	2.47		
			2011-12	2.17		
			Total	4.64	7.00	11.64
304	Mass Welfare Association, TV Malai District,	oah	2010-11	2.47		
			2011-12			
			Total	2.47	4.88	7.35
305	Bharthi Women Develop ment Centre, Thiruvarur	DCC-1	2010-11	4.88		
			2011-12	4.86		
			Total	12.94	4.72	17.66
306	annai Indira Rural Muentra Sangam, Malliwaram, tamil nadu	DCC-1	2010-11	0.00		
			2011-12	1.43		
			Total	1.43	7.72	9.15
307	Gramya Social Welfare Society, Nagapattinam	OAH-1, DCC-1	2010-11	9.55		
			2011-12	5.39		
			Total	14.94	5.04	19.98

S. No.	Name of the NGOs and Address	Project	Details of GIA released during 2012-13			
			(Amount in lakh)			Total
			Arrear, if any		2012-13	
			Year	Amount	As on 31.3.2013	
308	Home for Aged, Kanyakumari	OAH-1	2010-11	3.50		
			2011-12	4.08		
			Total	7.58	9.07	16.65
309	Margaret Social Dev. Society, Thanjavur	DCC-1	2010-11	2.96		
			2011-12	2.81		
			Total	5.77	2.80	8.57
310	Brundavanam Ed.Social Trust, H397 Sannathi Street, Maduranthagam, Kancheepuram, Tamilnadu	MMU-1	2010-11	2.37		
			2011-12	2.67		
			Total	5.04	0.00	5.04
311	Sri Victoria Edu. Society, Thanjavur	OAH-1	2010-11	4.88		
			2011-12	4.88		
			Total	9.76	4.87	14.63
312	Tamil Nadu Pengal Nala Sangam, Trichy	OAH-1	2010-11	3.68		
			2011-12	1.84		
			Total	5.52	5.29	10.81
313	Women Org. for Rural Development, Post Bag No.1, Pandamangalam PO, P.Velur Tk, Namakkal dist., Tamilnadu-637208	OAH-1	2010-11	4.78		
			2011-12	4.88		
			Total	9.66	4.87	14.53
314	Jaya Balwadi Educational Society, Aravakarichi Patti Village, Asur Post-Trichy-620015, Trichy, Tamilnadu	1-OAH & DCC-1	2010-11	8.24		
			2011-12	8.20		
			Total	16.44	0.00	16.44
315	Annai Karunalaya Social Welfare Association, Kanchipuram	OAH-2	2010-11	9.17		
			2011-12	8.95		
			Total	18.12	9.76	27.88
316	Arasan Rural Development Society Distt., Tirunelveli	OAH-1	2010-11	4.72		
			2011-12	4.76		
			Total	9.48	4.88	14.36
317	Awwai Village Wlfare Soiety, Nagapattinam	OAH-1	2010-11	2.61		
			2011-12			
			Total	2.61	0.00	2.61
318	Bharathamata Family Welfare Foundation, Tiruvarur	OAH-1	2010-11	2.17		
			2011-12	4.46		
			Total	6.63	2.30	8.93

S. No.	Name of the NGOs and Address	Project	Details of GIA released during 2012-13			
			(Amount in lakh)			
			Arrear, if any		2012-13	Total
			Year	Amount	As on 31.3.2013	
319	Bureau for Integrated Rural Development, Kancheepuram	OAH-1	2010-11	4.85		
			2011-12	4.79		
			Total	9.64	7.14	16.78
320	Centre for Action for Rural Education, Erode	MMU, OAH	2010-11	2.37		
			2011-12	5.13		
			Total	7.50	7.54	15.04
321	Development Education for Rural Mass, Pudukottai (DERMA)	OAH	2010-11	4.37		
			2011-12	4.88		
			Total	4.37	4.88	9.25
322	Duraisamy Generaous Social Education Association, Kancheepuram	OAH-1	2010-11	4.37		
			2011-12			
			Total	4.37	0.00	4.37
323	Gandhi Peace Centre, Salem	OAH-1	2010-11	4.88		
			2011-12	4.88		
			Total	9.76	4.88	14.64
324	Grama Suyraj, Pudukottai	OAH-1, DCC-1	2010-11	11.34		
			2011-12	11.34		
			Total	22.68	11.62	34.30
325	Health Education and Development Society, Karur	OAH	2010-11	4.88		
			2011-12	4.88		
			Total	9.76	4.78	14.54
326	Indian Red Cross Society, Vellore	OAH	2010-11	0.00		
			2011-12	0.00		
			Total	0.00	0.00	0.00
327	Kalaiselvi Karunalaya Social Welfare Society, Thiruvallur	OAH-1, DCC-4 & MMU-1	2010-11	19.05		
			2011-12	18.09		
			Total	37.14	18.14	55.28
328	Karunalaya, Nagapattinam	OAH-1	2010-11	4.88		
			2011-12			
			Total	4.88	0.00	4.88
329	Kendra for Integrated Rural Urban People Action, Madurai	OAH-1	2010-11	4.88		
			2011-12	4.88		
			Total	9.76	4.88	14.64

S. No.	Name of the NGOs and Address	Project	Details of GIA released during 2012-13			
			(Amount in lakh)			Total
			Arrear, if any		2012-13	
			Year	Amount	As on 31.3.2013	
330	Krishna Home, Trich	OAH-1	2010-11	4.88		
			2011-12	4.88		
			Total	9.76	4.88	14.64
331	Madhar Nala Thondu Niruvanam, Cuddalore	OAH-1	2010-11	7.54		
			2011-12	7.54		
			Total	15.08	7.54	22.62
332	Makkal Nalvalu Mantram, Tirunelvali	OAH-1	2010-11	4.56		
			2011-12	4.61		
			Total	9.17	4.55	13.72
333	Mercy Miruna, Thanjavur	OAH-1	2010-11	4.88		
			2011-12	4.88		
			Total	9.76	4.88	14.64
334	National Mother and Child Welfare Organistion, Thiruvaur	OAH-1	2010-11	4.34		
			2011-12			
			Total	4.34	0.00	4.34
335	Neo Education Social Awareness and Management Society, Thiruvannamalai	DCC-1	2010-11	2.99		
			2011-12	2.92		
			Total	5.91	2.80	8.71
336	OAZOANE, Pudukottai	OAH-1	2010-11	4.61		
			2011-12	4.88		
			Total	9.49	4.88	14.37
337	Organization for Rural Development, Vellore	OAH-1	2010-11	4.88		
			2011-12	4.88		
			Total	9.76	4.61	14.37
338	Promote Organization to Viable Venture of Empowering the Rural (POVVER), Kanayakumar	OAH-1	2010-11	4.88		
			2011-12	4.88		
			Total	9.76	4.88	14.64
339	Rashtriya Seva Samoti, Thiruvaururu	OAH-1	2010-11	4.61		
			2011-12	4.34		
			Total	8.95	0.00	8.95
340	Rural Education for Action and Development Agency, Dindigul	OAH-1	2010-11	4.34		
			2011-12	4.34		
			Total	8.68	0.00	8.68

S. No.	Name of the NGOs and Address	Project	Details of GIA released during 2012-13			
			(Amount in lakh)			
			Arrear, if any		2012-13	Total
			Year	Amount	As on 31.3.2013	
341	Rural Education for Community Organisation(RECO.), Puddukkottai	OAH-1	2010-11	4.70		
			2011-12	4.88		
			Total	9.58	4.88	14.46
342	Singampatty Grama Munetra Sangam (SGMS), Sivanganga	OAH-1	2010-11	4.88		
			2011-12	4.88		
			Total	9.76	4.88	14.64
343	Society for the Improvement of Weaker Section, Cuddalore.	OAH-1	2010-11	4.17		
			2011-12	4.61		
			Total	8.78	4.61	13.39
344	SARAS Truist, Neelgiri	OAH-1	2010-11	4.88		
			2011-12	4.88		
			Total	9.76	3.84	13.60
345	Society for Rural Development, Nagapattinam	OAH-1	2010-11	4.02		
			2011-12	4.88		
			Total	8.90	4.88	13.78
346	Society for Rural and Urban Women's Renaissance Activities(SRUWRA), Sivanganga	OAH-2	2010-11	9.76		
			2011-12	4.88		
			Total	14.64	0.00	14.64
347	St. Paul Education Trust, Chennai	MMU-1	2010-11	2.37		
			2011-12	2.23		
			Total	4.60	2.21	6.81
348	The Society Organized for Promotion of Rural Tribal & Downtrodden (SPORT) , Trichy	OAH-1	2010-11	2.17		
			2011-12	3.66		
			Total	2.17	7.58	9.75
349	Thiruchirappalli Rural Urban Welfare Development Education Society, Trichy	OAH-1	2010-11	4.88		
			2011-12	4.88		
			Total	9.76	4.88	14.64
350	Vidivelli Rural Development Society, Trichy	OAH-1	2010-11	4.34		
			2011-12	4.88		
			Total	9.22	4.88	14.10
351	Yuvak Vikas Kendra, Theni	OAH-1	2010-11	4.34		
			2011-12	4.26		
			Total	8.60	3.92	12.52

S. No.	Name of the NGOs and Address	Project	Details of GIA released during 2012-13			
			(Amount in lakh)			Total
			Arrear, if any		2012-13	
			Year	Amount	As on 31.3.2013	
352	Society for Rural Development, Salem	OAH-1	2010-11	4.61		
			2011-12	4.88		
			Total	9.49	4.88	14.37
353	Fatima Trust, Nilgiri	OAH-1	2010-11	2.43		
			2011-12			
			Total	2.43	0.00	2.43
354	Society uplift Network, Dhampur	MFCC	2010-11	0.00		
			2011-12	1.48		
			Total	1.48	6.58	8.06
355	DROPS, Tamil Nadu	OAH	2010-11	0.00		
			2011-12	1.15		
			Total	1.15	4.88	6.03
Uttar Pradesh						
357	Adarsh Kalyan Seva Samiti, Bahraich	OAH-1	2010-11	5.66		
			2011-12	2.74		
			Total	8.40	2.74	11.14
358	Jai Gaytri Maa Bal Vidya Mandir, Jaulon	DCC-1	2010-11	3.33		
			2011-12	3.37		
			Total	4.12	0.00	4.12
359	Janta Junior High School, J P Nagar	OAH-1	2010-11	4.26		
			2011-12			
			Total	4.26	4.54	8.80
360	Navada Gramodyog Vikas Samiti, J P Nagar	OAH-1	2010-11	0.00		
			2011-12	0.00		
			Total	0.00	0.00	0.00
361	New Public School Samiti, Lucknow	DCC-2, OAH-1	2010-11	5.81		
			2011-12	11.60		
			Total	17.41	17.41	34.82
362	NIRVAN, Lucknow	DCC-1	2010-11	0.00		
			2011-12	1.22		
			Total	1.22	4.11	5.33

S. No.	Name of the NGOs and Address	Project	Details of GIA released during 2012-13			
			(Amount in lakh)			
			Arrear, if any		2012-13	Total
			Year	Amount	As on 31.3.2013	
363	Samaj Seva Sansthan, Lucknow	DCC-1	2010-11	1.50		
			2011-12	1.50		
			Total	3.00	2.80	5.80
364	Sangam Vikas Sewa Sansthan, Gonda	OAH-1	2010-11	4.87		
			2011-12	4.76		
			Total	9.63	7.21	16.84
365	Nirbal Kalyan Samiti, Barabanki	OAH-1	2010-11	4.43		
			2011-12			
			Total	4.43	0.00	4.43
366	Akhil Bharatiya Azad Seva Sansthan	DCC-2	2010-11	5.81		
			2011-12	2.81		
			Total	8.62	5.70	14.32
367	Shri Ganga Prasad Samarak Mahila Kalyan Sansthan, Kunda, Pratapgarh	OAH-1 & DCC-1	2010-11	0.00		
			2011-12	0.00		
			Total	0.00	0.00	0.00
368	Shaheed Memorial Society, Lucknow	OAH-3 & DCC-1	2010-11	9.60		
			2011-12	0.00		
			Total	9.60	7.97	17.57
369	Jawahar Jyoti Shiksha Evam Gramya Vikas Samiti	OAH-1 & DCC-1	2010-11	8.24		
			2011-12	8.22		
			Total	16.46	4.10	20.56
370	Upasana Jan Kalyan Seva Samiti, Bareilly	OAH-1	2208-09	1.42		
			2011-12	5.42		
			Total	6.84	9.05	15.89
371	Arya Sugandh Sansthan, Bijnor	OAH-1	2010-11	1.27		
			2011-12	0.63		
			Total	1.90	8.75	10.65
372	Gramothan Jan Sewa Sansthan	DCC-1	2010-11	2.90		
			2011-12			
			Total	2.90	0.00	2.90
373	Gyan Bharthi Mahila Kalyan Samiti, Etah	OAH-1	2010-11	2.30		
			2011-12	6.08		
			Total	8.38	8.38	16.76

S. No.	Name of the NGOs and Address	Project	Details of GIA released during 2012-13			
			(Amount in lakh)			
			Arrear, if any		2012-13	Total
			Year	Amount	As on 31.3.2013	
374	PARAKH, Allahabad	OAH-1	2010-11	5.66		
			2011-12	2.03		
			Total	7.69	2.30	9.99
375	Madhymik Vidyalaya Purab-Gaon-Sareser Sansthan, Sultanpur	DCC-1	2010-11	3.21		
			2011-12			
			Total	3.21	3.21	6.42
	Uttarkhand					
376	Ramraj gramin, Uttarkhand	DCC-1	2010-11	0.00		
			2011-12	1.15		
			Total	1.15	0.00	1.15
377	Gramya Mahila Kalyan Sansthan, Dehradun	OAH-1, Helpline	2010-11	5.87		
			2011-12	9.13		
			Total	15.00	13.47	28.47
378	Jan Jagriti Seva Samiti, Udham Singh Nagar	OAH-1	2010-11	1.42		
			2011-12	4.88		
			Total	6.30	9.76	16.06
	West Bengal					
379	Chanchal Jan Kalyan Samiti	OAH-1	2010-11	3.42		
			2011-12	0.00		
			Total	3.42	0.00	3.42
380	All India Federation of Scheduled Castes, Tribes & Minorities	MMU-1	2010-11	2.66		
			2011-12			
			Total	2.66	0.00	2.66
381	All Bengal Women’s Union	OAH-1	2010-11	3.69		
			2011-12	3.38		
			Total	7.07	0.00	7.07
382	Calcutta Matropolitan Instt. Of Gerontology	DCC-2, MMU-1	2010-11	7.74		
			2011-12	6.05		
			Total	13.79	0.00	13.79
383	Janashiksha Prochar Kendra	OAH-1	2010-11	3.66		
			2011-12	1.22		
			Total	4.88	0.00	4.88

S. No.	Name of the NGOs and Address	Project	Details of GIA released during 2012-13			
			(Amount in lakh)			
			Arrear, if any		2012-13	Total
			Year	Amount	As on 31.3.2013	
384	Shri Krishna Pratisthan	DCC-1	2010-11	1.49		
			2011-12	2.81		
			Total	4.30	0.00	4.30
385	Village Welfare Society	OAH-1 & DCC-1	2010-11	6.79		
			2011-12	3.24		
			Total	10.03	0.00	10.03
386	Ganeshnagar Laxminarayan Club & Pathagar	OAH-1 , DCC-1	2010-11	8.51		
			2011-12	4.14		
			Total	12.65	1.49	14.14
387	Hitaljore Kishore Bala Dattabya Chikitsalaya	OAH	2010-11	4.06		
			2011-12	0.00		
			Total	4.06	0.00	4.06
388	Amar Seva Sangha	OAH-1, DCC-1, MMU-1	2010-11	7.41		10.07
			2011-12	0.00		
			Total	7.41	0.00	
389	Bikramnagar Udayan Sangha	OAH-2	2010-11	9.75		
			2011-12	9.76		
			Total	19.51	0.00	19.51
390	Netaji Pathchakra	OAH-1	2010-11	4.88		
			2011-12	4.88		
			Total	9.76	4.87	14.63
391	West Bengal SC, ST & Minority Welfare Association	OAH-2, DCC-7	2010-11	23.31		
			2011-12	14.25		
			Total	37.56	0.00	37.56
392	Social Welfare and Rural Dev. Society	OAH-1	2010-11	0.00		
			2011-12	0.00		
			Total	0.00	0.00	0.00
393	Satdubi Mahila Mandal	DCC-2	2010-11	0.00		
			2011-12	1.61		
			Total	1.61	8.31	9.92
394	Karimpur Social Welfare Society	OAH-1	2010-11	0.00		
			2011-12	2.36		
			Total	2.36	0.00	2.36

S. No.	Name of the NGOs and Address	Project	Details of GIA released during 2012-13			
			(Amount in lakh)			Total
			Arrear, if any		2012-13	
			Year	Amount	As on 31.3.2013	
395	Basgeria Prativa Club, Paschim Medinipur, WB	DCC-2	2010-11	5.02		
			2011-12	3.36		
			Total	8.38	5.00	13.38
396	Biplobi Rural Development Society, Malda	DCC-3	2010-11	9.78		
			2011-12	4.89		
			Total	14.67	0.00	14.67
397	Child and Social Welfare Society, Medinipur	OAH-1	2010-11	4.79		
			2011-12	4.71		
			Total	9.50	0.00	9.50
398	Kalyan Bharathi, hooghly	OAH-1, DCC-1	2010-11	7.00		
			2011-12	7.41		
			Total	14.41	0.00	14.41
399	Nepura Rural Development	OAH-1	2010-11	4.43		
			2011-12	4.70		
			Total	9.13	0.00	9.13
400	Nimbark Math Seva Samithi Trust	OAH-1	2010-11	4.77		
			2011-12	2.44		
			Total	7.21	2.43	9.64
401	Raychak Morning Star Club	OAH-1	2010-11	4.70		
			2011-12			
			Total	4.70	0.00	4.70
402	Shree Ramkrishna Satyananda Ashram	DCC-1	2010-11	2.77		
			2011-12	2.68		
			Total	5.45	5.45	10.90
403	Vivekananda Lokshiksha Niketan	OAH-1	2010-11	4.70		
			2011-12	4.88		
			Total	4.70	0.00	4.70
404	Gangadhar chak and Deevanchak Vivekanand Club, Poorb Medinipur	DCC	2010-11	2.91		
			2011-12	0.00		
			Total	2.91	0.00	2.91
405	Berhampore Prabeen Sabha	OAH-1	2010-11	2.99		
			2011-12	2.18		
			Total	5.17	2.18	7.35

S. No.	Name of the NGOs and Address	Project	Details of GIA released during 2012-13			
			(Amount in lakh)			
			Arrear, if any		2012-13	Total
			Year	Amount	As on 31.3.2013	
406	Chiranabin, Howrah	OAH-1	2010-11	1.15		
			2011-12	1.15		
			Total	2.30	0.00	2.30
407	Vivekananda Adivasi kalyan Samiti, Bankura, West Bengal	OAH-1	2010-11	2.61		
			2011-12	0.00		
			Total	2.61	0.00	2.61
408	Seulipur Udayan Club, West Bengal	OAH, MMU, DCC	2010-11	6.28		
			2011-12	6.57		
			Total	12.85	0.00	12.85
409	Sainpukur Matri, West Bengal	OAH	2010-11	6.40		
			2011-12	6.30		
			Total	12.70	6.34	19.04

Annexure 6.7
(Please see para 6.5)

**STATE AND PROJECT/PURPOSE-WISE DETAILS OF GRANTS-IN-AID TO NGOS UNDER
THE SCHEME OF INTEGRATED PROGRAMME FOR OLDER PERSONS DURING 2012-13
(AS ON 31.03.2013)**

State / UT	Nature of Project for which grant given	Number of Projects Assisted	GIA Released during 2012-13 (Amount in Rs. Lakh)
Other States			
Andhra Pradesh			
	OAH	76	251.43
	DCC	28	88.11
	MMU	12	25.51
	OTHERS	0	0
Bihar			
	OAH	4	17.07
	DCC	1	3.36
	MMU	-	0
	OTHERS	-	0
Chhattisgarh			
	OAH	3	12.22
	DCC	-	0
	MMU	-	0
	OTHERS	-	0
Haryana			
	OAH	5	17.14
	DCC	10	31.13
	MMU	-	0
	OTHERS	-	0
Himachal Pradesh			
	OAH	2	6.09
	DCC	-	0
	MMU	-	0
	OTHERS	-	0
Karnataka			
	OAH	39	197.58
	DCC	-	0
	MMU	2	5.32
	OTHERS	4	26.41

State / UT	Nature of Project for which grant given	Number of Projects Assisted	GIA Released during 2012-13 (Amount in Rs. Lakh)
Kerala			
	OAH	-	0
	DCC	-	0
	MMU	-	0
	OTHERS	-	0
Madhya Pradesh			
	OAH	3	6.14
	DCC	-	0
	MMU	-	0
	OTHERS	1	15.37
Maharashtra			
	OAH	14	70.77
	DCC	6	27.08
	MMU	1	2.66
	OTHERS	9	51.70
Orissa			
	OAH	27	105.89
	DCC	66	172.12
	MMU	4	9.32
	OTHERS	3	15.73
Punjab			
	OAH	1	3.05
	DCC	3	2.73
	MMU	-	0
	OTHERS	-	0
Rajasthan			
	OAH	1	0
	DCC	-	0
	MMU	-	0
	OTHERS	-	

State / UT	Nature of Project for which grant given	Number of Projects Assisted	GIA Released during 2012-13 (Amount in Rs. Lakh)
Tamil Nadu			
	OAH	45	201.99
	DCC	11	29.52
	MMU	4	9.76
	OTHERS	3	16.43
Uttar Pradesh			
	OAH	15	56.16
	DCC	12	27.71
	MMU	-	0
	OTHERS	-	0
Uttarakhand			
	OAH	3	14.18
	DCC		0
	MMU	-	0
	OTHERS	1	9.03
West Bengal			
	OAH	7	19.71
	DCC	9	22.42
	MMU	-	0
	OTHERS	-	0

State / UT	Nature of Project for which grant given	Number of Projects Assisted	GIA Released during 2012-13 (Amount in Rs. Lakh)
NER States			
Assam			
	OAH	12	50.44
	DCC	6	16.61
	MMU	3	10.65
	OTHERS	-	0
Manipur			
	OAH	7	43.02
	DCC	20	58.11
	MMU	3	5.99
	OTHERS	1	4.99
Mizoram			
		-	0
	OAH	-	0
	DCC	-	0
	MMU	-	0
	OTHERS	-	
Tripura			
	OAH	2	7.77
Union Territories-			
Delhi			
	OAH	2	7.15
	DCC	3	8.13
	MMU	-	0
	OTHERS	1	28.15

Annexure 6.8

(Please see para 6.10.1)

**ABSTRACT OF STATE-WISE DETAILS OF GRANTS-IN-AID TO NGOS UNDER THE
SCHEME OF ASSISTANCE FOR PREVENTION OF ALCOHOLISM AND SUBSTANCE
(DRUGS) ABUSE DURING 2012-13**

(For the period 01.04.2012 to 31.01.2013]

Sl. No.	Name of the State/ UT	Amount released (in lakhs)	Number of		
			Projects sanctioned	NGOs assisted	Beneficiaries (approx)
1	2	3	4	5	6
1	Andhra Pr.	36.73	6	6	2214
2	Bihar	33.40	4	4	1107
3	Chhatisgarh	9.42	1	1	369
4	Goa	3.52	1	1	369
5	Gujarat	6.62	2	2	369
6	Haryana	62.82	6	6	2214
7	Himachal Pr.	15.84	2	2	369
8	Jammu & Kr.	00.00	0	0	0
9	Jharkhand	6.00	1	1	369
10	Karnataka	175.46	19	14	2952
11	Kerala	86.71	11	10	4428
12	Madhya Pr.	61.25	8	8	1476
13	Maharashtra	271.45	29	26	5535
14	Orissa	128.09	13	3	3321
15	Punjab	115.78	9	9	3690
16	Rajasthan	101.73	10	8	2214
17	Tamil Nadu	130.50	14	13	4059
18	Uttar Pradesh	163.96	21	19	8487
19	Uttarakhand	29.26	2	2	738
20	West Bengal	22.48	3	3	1107
21	Chandigarh	0.00	0	0	0
22	Delhi	19.33	5	5	1845
23	Puducherry	0.50	1	1	0
24	A & N Island	0	0	0	0
25	Lakshadweep	0	0	0	0
26	Daman & Diu	0	0	0	0
27	Dadra & NH	0	0	0	0
	TOTAL(ROC)	1480.85	168	144	47601
28	Arunachal Pr.	0	0	0	0
29	Assam	56.61	5	4	738
30	Manipur	137.60	15	14	5166
31	Meghalaya	3.84	1	1	369
32	Mizoram	83.62	9	8	2583
33	Nagaland	29.42	5	5	1845
34	Tripura	0.00	0	0	0
35	Sikkim	0.00	0	0	0
	TOTAL OF NE	311.09	35	32	4979
	GRAND TOTAL	1791.94	203	176	59040

Annexure 6.9

(Please see para 6.10.1)

**STATE-WISE DETAILS OF GRANTS-IN-AID RELEASED TO NGOS UNDER THE CENTRAL
SECTOR SCHEME FOR ASSISTANCE OF PREVENTION OF ALCOHOLISM AND
SUBSTANCE (DRUGS) ABUSE DURING 2012-13****(For the period 01.04.2012 to 31.01.2013]****(Rs. in lakhs)**

S. No	Name of the NGO with address	Purpose/project for which grant given	Details of GIA released during 2012-13 for the period 2010-11 to 2012-13			
			Arrears, if any, for		For 2012-13	Total:
STATE 1 ANDHRA PRADESH						
1.	SURPASS (Society Uplifting Rural Poor and Socially Stranded), Medak, AP	For maintenance of De-Addiction Centre at Medak	2010-11	–	–	7.86
			2011-12	7.86		
			Total	7.86		
2.	Development Organization for Village Development	For maintenance of De-Addiction Centre at Adilabad	2010-11	–	–	1.35
			2011-12	1.35		
			Total	1.35		
3.	Helping Hand Society. Warangal	For maintenance of De-Addiction Centre at Warangal	2010-11	–	-	4.10
			2011-12	4.10		
			Total	4.10		
4.	Social for Welfare & Awakening in Rural Environment	For maintenance of De-Addiction Centre at Anantapur	2010-11	–	–	8.10
			2011-12	8.10		
			Total	8.10		
5.	Sneha Mahila Mandali, Ranga Reddy	For maintenance of De-Addiction Centre at Rangareddy	2010-11	–	-	7.47
			2011-12	7.47		
			Total	7.47		
6.	Social Transperamation and Rural Technology, Ranga Reddy	For maintenance of De-Addiction Centre at Rangreddy	2010-11	–	-	7.85
			2011-12	7.85		
			Total	7.85		
STATE 2 ASSAM						
1.	The State Anti-Drug And Prohibition Council Guwahati, Assam Prakashan Parishad Complex, Guwahati-781021	For maintenance of De-Addiction Centre at Jorhat & Silchar	2010-11	5.96	15.76	29.02
			2011-12	7.30		
			Total	13.26		
2.	Pragati Social Development Organisation, Gola Ghat, Assam	For maintenance of De-Addiction Centre at Gola Ghat	2010-11	–	9.95	9.95
			2011-12	–		
			Total	–		

S. No	Name of the NGO with address	Purpose/project for which grant given	Details of GIA released during 2012-13 for the period 2010-11 to 2012-13			
			Arrears, if any, for		For 2012-13	Total:
3.	North Eastern Centre for Education, Hatigaon Chariali, Kamrup (Metro), Dhubri	For maintenance of De-Addiction Centre at Gola Ghat Dhubri	2010-11	--	9.95	9.95
			2011-12	--		
			Total	--		
4.	North East Society For The Promotion Of Youth And Masses, Guwahati Chapter, Ashram Road, Ulubari, Guwahati	For maintenance of De-Addiction Centre at Guwahati	2010-11	--	7.69	7.69
			2011-12	--		
			Total	--		
STATE 3 BIHAR						
1.	Gram Utthan Kendra, Kishanganj, Bihar	For maintenance of De-Addiction Centre at Kishanganj	2010-11	--	--	8.33
			2011-12	8.33		
			Total	8.33		
2.	Jagran, Patna, Bihar	For maintenance of De-Addiction Centre at Patna	2010-11	--	--	7.86
			2011-12	7.86		
			Total	7.86		
3.	Bihar Vikas Parishad, Dharbhanga	For maintenance of De-Addiction Centre at Darbhanga	2010-11	--	--	4.71
			2011-12	4.71		
			Total	4.71		
4.	State Society for Ultra Poor & Social Welfare, Patna, Bihar	Awareness generation programme for the Prevention of Drug abuse.	2010-11	--	12.50	12.50
			2011-12	--		
			Total	--		
STATE 4 CHATTISGARH						
1.	Maa Dindeshwari Shiksha Samiti, Behind Jiwaji Rice Mill, Nehru Nagar, Bilaspur, Chhattisgarh	For maintenance of De-Addiction Centre	2010-11	--	9.42	9.42
			2011-12	--		
			Total	--		
STATE 5 DELHI						
1.	Bharatiya Parivardhan Sanstha, Flat No. UG-1, Plot No.C-8, Dilshad Colony, Delhi-95	For maintenance of De-Addiction Centre	2010-11	--	0.60	0.60
			2011-12	--		
			Total	--		
2.	Caring Foundation , New Delhi	International Day against Drugs Abuse	2010-11	--	0.60	0.60
			2011-12	--		
			Total	--		

S. No	Name of the NGO with address	Purpose/project for which grant given	Details of GIA released during 2012-13 for the period 2010-11 to 2012-13			
			Arrears, if any, for		For 2012-13	Total:
3.	Nada Foundation, New Delhi	International Day against Drugs Abuse	2010-11	–	0.60	0.60
			2011-12	–		
			Total	–		
4.	Manav Paropkari Sanstha 1259, Sector -A, Pocket B, Vasant Kunj, New Delhi-70	For maintenance of De-Addiction Centre at Khanpur	2010-11	–	8.68	8.68
			2011-12	–		
			Total	–		
5.	Muskan Foundation, H.O.:WZ-A1/1, Shop No.4, Bodhella Market, Vikas puri, New Delhi-110018	International Day against Drugs Abuse	2010-11	–	0.60	0.60
			2011-12	–		
			Total	–		
6.	Samaj Sewa Sangh, N-69/10, Gali No. 16, Brahmapuri, Delhi	For maintenance of De-Addiction Centre at Brahmapuri, Delhi	2010-11	–	8.26	8.26
			2011-12	–		
			Total	–		
STATE 6 GOA						
1.	Kripa Foundation, Anjuna	For maintenance of De-Addiction Centre at Goa	2010-11	–	3.52	3.52
			2011-12	–		
			Total	–		
STATE 7 GUJARAT						
1.	Nasabandi Mandal, Palanpur	For maintenance of De-Addiction Centre at Surat	2010-11	–	6.48	6.48
			2011-12	–		
			Total	–		
2.	Dr. Bhimrao Charitable Trust, Ahmedabad	For maintenance of De-Addiction Centre at Ahmedabad	2010-11	–	0.12	0.12
			2011-12	–		
			Total	–		
STATE 8 JHARKHAND						
1.	Foundation for National Reconstruction, Bokaro	For maintenance of De-Addiction Centre at Bokaro	2010-11	–	–	6.00
			2011-12	6.00		
			Total	6.00		
STATE 9 HARYANA						
	Indian Red Cross Society, Red Cross Bhawan, Rohtak	For maintenance of De-Addiction Centre at Rohtak	2010-11	2.31	4.91	11.14
			2011-12	3.92		
			Total	6.23		

S. No	Name of the NGO with address	Purpose/project for which grant given	Details of GIA released during 2012-13 for the period 2010-11 to 2012-13			
			Arrears, if any, for	For 2012-13	Total:	
	Haryana State Council For Child Welfare, Bal Vikas Bhawan, 650 Sector 16-D, Chandigarh.	For maintenance of De-Addiction Centres Kurukshetra	2010-11	–	–	6.22
			2011-12	6.22		
			Total	6.22		
3.	Indian Red Cross Society, Red Cross Bhawan, Jind	For maintenance of De-Addiction Centre at Jind	2010-11	1.05	5.07	12.46
			2011-12	6.34		
			Total	7.39		
4.	Adarsh Saraswati Shiksha Samiti, Sant Garib Dass, Gali No. 2 Kakroi Road, Sonapat.	For maintenance of De-Addiction Centre at Sonapat	2010-11	–	7.86	7.86
			2011-12	–		
			Total	–		
5.	Amar Jyoti Foundation, Jind, Assistant Treasury Office, 1st Floor, Jhulana, Jind- 126102	For maintenance of De-Addiction Centre at Jind	2010-11	–	7.86	15.71
			2011-12	7.85		
			Total	7.85		
6.	Akhil Bhartiya Nav Yuvak Kala Sangam, 54 Foota Road, Vidya Nagar, Bhiwani, Haryana	For maintenance of De-Addiction Centre at Bhiwani	2010-11	–	9.43	9.43
			2011-12	–		
			Total	–		
STATE 10 HIMACHAL PRADESH						
	Gunjan Organisation for Community Development, Manikaran Road, Bhunter, Distt Kullu, H.P.	For maintenance of De-Addiction Centre at Kullu	2010-11	–	–	8.14
			2011-12	8.14		
			Total	–		
2.	Indian Red Cross Society, Red Cross Building, Dharamsala	For maintenance of De-Addiction Centre at Dharamsala	2010-11	–	7.69	7.69
			2011-12	–		
			Total	–		
STATE 11 JHARKHAND						
1.	Foundation for National Reconstruction, Sector-12, P.S. Sector-XII, Bokaro, Jharkhand	For maintenance of De-Addiction Centre at Bokaro	2010-11	–	6.00	6.00
			2011-12	–		
			Total	–		
STATE 12 KARNATAKA						
1.	Sree Manikyadhara Education Society, Kanakpura, Karnataka	For maintenance of De-Addiction Centre at Bangalore	2010-11	–		8.90
			2011-12	–	8.90	
			Total	–		
2.	Sri Maitri Association, Bellary, Karnataka	For maintenance of De-Addiction Centre at Gadag & Bellary	2010-11	–	18.86	18.86
			2011-12	–		
			Total	–		

S. No	Name of the NGO with address	Purpose/project for which grant given	Details of GIA released during 2012-13 for the period 2010-11 to 2012-13			
			Arrears, if any, for		For 2012-13	Total:
3.	Shri Haralaya Hitavar Sangh, Bijapur, Karnataka	For maintenance of De-Addiction Centre at Bijapur	2010-11	-	8.90	8.90
			2011-12	-		
			Total	-		
4.	Bhuvaneswari Assocaiton, Hassan, Karnataka	For maintenance of De-Addiction Centre at Davangere	2010-11	-	9.43	9.43
			2011-12	-		
			Total	-		
5.	DATE Charitable Society, Chitradurga, Karnataka	For maintenance of De-Addiction Centre at Chitradurga & Koppal	2010-11	-	11.43	11.43
			2011-12	-		
			Total	-		
6.	Seva Sangam, Bangalore, Karnataka	For maintenance of De-Addiction Centre at Bangalore	2010-11	-	8.30	12.17
			2011-12	3.87		
			Total	3.87		
7.	HOPE Anti Addiction Action Group, Belgaum, Karnataka	For maintenance of De-Addiction Centre Belgaum	2010-11	-	7.86	15.62
			2011-12	7.76		
			Total	7.76		
8.	Capuchin krishak Seva Kendra, Dayalbagh Ashram, P.O. Box. No. 1, Ujire - 574 240 Mangalore	For maintenance of De-Addiction Centre Shimoga	2010-11	-	8.43	8.43
			2011-12	-		
			Total	-		
9.	Kittur Rani Channamma Mahila Mandal, Bidar, Karnataka	For maintenance of De-Addiction Centre at Bidar	2010-11	-		7.86
			2011-12	-	7.86	
			Total	-		
10.	Shri Ramana Maharishi Trust for Disabled Person, Kolar, Parandahalli, (Via) K.G.F. Bangarpet Taluk, Kolar Distt. Karnataka	For maintenance of De-Addiction Centre at Kolar	2010-11	-	9.43	9.43
			2011-12	-		
			Total	-		
11.	Surabee Mahila Mandali, 8th Main Road, P.J.Extension, Davangere, Karnataka	For maintenance of De-Addiction Centre at Shimoga & Koppal	2010-11	-	18.33	18.33
			2011-12	-		
			Total	-		
12.	Sri Shakthi Association, Guttur Colony, Harihar -577601, Davangere	For maintenance of De-Addiction Centre at Davangere & Kodagu	2010-11	-	18.86	19.38
			2011-12	0.52		
			Total	-		

S. No	Name of the NGO with address	Purpose/project for which grant given	Details of GIA released during 2012-13 for the period 2010-11 to 2012-13			
			Arrears, if any, for		For 2012-13	Total:
13.	Shri Annapurna Association, Chintamani Nagar, Gutturu Post, Harihar - 577601, Devangere, Karnataka	For maintenance of De-Addiction Centre at Belgaum & Haveri	2010-11	--	18.86	18.86
			2011-12	--		
			Total	--		
14.	Link Anti Addiction Citizen's Committee	For maintenance of De-Addiction Centre at Mangalore	2010-11	--	7.86	7.86
			2011-12	--		
			Total	--		

STATE 13 KERALA

1.	Pratheeksha Integrated Rehabilitation Centre for Addicts Kannur, Kerala	For maintenance of De-Addiction Centre at Kannur	2010-11	--	7.86	7.86
			2011-12	--		
			Total	--		
2.	Calicut Diocese Social Services Society, Kozhikode, Kerala	For maintenance of De-Addiction Centre at Kozhikode	2010-11	--	--	9.29
			2011-12	9.29		
			Total	9.29		
3.	Changanacherry Social Service Society, Alappuzha, Kerala	For maintenance of De-Addiction Centre at Changanacherry & Allappuzha	2010-11	--	12.24	17.33
			2011-12	5.09		
			Total	5.09		
4.	Social Action Forum	For maintenance of De-Addiction Centre at Thrissur	2010-11	--	--	9.43
			2011-12	9.43		
			Total	9.43		
5.	Kerala Association for Social and Women's Welfare, Kollam, Kerala	For maintenance of De-Addiction Centre at Kollam	2010-11	--	7.81	7.81
			2011-12	--		
			Total	--		
6.	Galaxy	For maintenance of De-Addiction Centre at Thiruvananthapuram	2010-11	--	3.97	3.97
			2011-12	--		
			Total	--		
7.	Sreenikethan Centre for Social Development, Kollam, Kerala	For maintenance of De-Addiction Centre at Kollam	2010-11	--	9.43	9.43
			2011-12	--		
			Total	--		
8.	The Dale View, Thiruvananthapuram, Kerala	For maintenance of De-Addiction Centre at Thiruvananthapuram	2010-11	--	6.23	6.23
			2011-12	--		
			Total	--		

S. No	Name of the NGO with address	Purpose/project for which grant given	Details of GIA released during 2012-13 for the period 2010-11 to 2012-13			
			Arrears, if any, for		For 2012-13	Total:
9.	Athencottasan Muthamizh Kazhagam (AMK)	For maintenance of De-Addiction Centre at Kanyakumari	2010-11	–	7.86	7.86
			2011-12	–		
			Total	–		
10.	Trivandrum Social Service Society, Trivandrum, Kerala	For maintenance of De-Addiction Centre at Kanyakumari	2010-11	–	–	7.50
			2011-12	7.50		
			Total	7.50		
STATE 14 MADHYA PRADESH						
1.	Indian Red Cross society,District Branch, Neemuch	For maintenance of De-Addiction Centre at Neemuch	2010-11	–	3.35	3.35
			2011-12			
			Total			
2.	Indian Red Cross Society, Distt.Branch, M.O.G. Lines, Near Indore Eye Hospital, Indore	For maintenance of De-Addiction Centre at Indore	2010-11	–	3.69	3.69
			2011-12	–		
			Total	–		
3.	Shivangi Education and Rural Development Society, Guna, Madhya Pradesh	For maintenance of De-Addiction Centre at Guna	2010-11	–	9.43	9.43
			2011-12	–		
			Total	–		
4.	New Shiksha Prasara Samaj Kalyan Samiti, MIG-31, Ankit Parisar, Rajhars Colony, Naya Pura, Kolar Road, Bhopal.	For maintenance of De-Addiction Centre at Jabalpur	2010-11	2.58	4.33	15.03
			2011-12	8.12		
			Total	10.70		
5.	Nivedita Kalyan Samiti, Rewa Madhya Pradesh	For maintenance of De-Addiction Centre at Rewa	2010-11	–	9.43	9.43
			2011-12	–		
			Total	–		
6.	Jila Nasha Mukti Abhiyan Sangathan, Balaghat, Madhya Pradesh	For maintenance of De-Addiction Centre at Balaghat	2010-11	–	9.43	9.43
			2011-12	–		
			Total	–		
7.	Ankur Pragatisheel Mahila Kendra Shajapur, Madhya Pradesh	For maintenance of De-Addiction Centre at Shajapur	2010-11	–	9.43	9.43
			2011-12	–		
			Total	–		
8.	Ajanta Lalit Kala Avam Samaj Kalyan Samiti Vidisha, MP	For maintenance of De-Addiction Centre at Vidisha	2010-11	–	1.46	1.46
			2011-12	–		
			Total	–		

S. No	Name of the NGO with address	Purpose/project for which grant given	Details of GIA released during 2012-13 for the period 2010-11 to 2012-13			
			Arrears, if any, for		For 2012-13	Total:
STATE 15 MAHARASHTRA						
1.	Late Shravan Shivram Mahajan Samajik Vikas Sanstha, Thane, Maharashtra	For maintenance of De-Addiction Centre at Thane	2010-11 2011-12 Total	3.98 3.93 7.91	11.74	19.65
2.	Akanksha Bahuuddeshiya Sanstha, Jalgaon	For maintenance of De-Addiction Centre at Jalgaon	2010-11 2011-12 Total	-- 3.59 3.59	--	3.59
3.	Late Shriram Ahirrao Memorial Trust, Dhule, Maharashtra	For maintenance of De-Addiction Centre at Dhule	2010-11 2011-12 Total	-- 6.81 6.81	--	6.81
4.	Lok Seva Gramin Vikas Mandal, Beed, Maharashtra	For maintenance of De-Addiction Centre at Beed	2010-11 2011-12 Total	-- 9.43 9.43	--	9.43
5.	Muktangan Mitra, Pune, Maharashtra	For maintenance of De-Addiction Centre & RRTC at Pune	2010-11 2011-12 Total	-- 3.12 3.12	12.31	15.43
6.	Kripa Foundation, Mt. Carmel Church, 81/A, Chapel Road Bandra, Mumbai	For maintenance of De-Addiction Centre at Mumbai	2010-11 2011-12 Total	-- -- --	5.67	5.67
7.	Nehru Yuva Kendra Sangathan, Solapur, Maharashtra	For maintenance of De-Addiction Centre at Solapur	2010-11 2011-12 Total	-- 7.17 7.17	--	7.17
8.	Nehru Yuva Mandal, Farkande , Erandol, Jalgaon	For maintenance of De-Addiction Centre at Jalgaon	2010-11 2011-12 Total	-- -- --	7.86	7.86
9.	Pace Academy, Kolhapur, Maharashtra	For maintenance of De-Addiction Centre at Kolhapur	2010-11 2011-12 Total	-- 7.06 7.06	--	7.06
10.	Shri Ganesh Gramin Vikas Shikshan Santha, Gondia, Maharashtra	For maintenance of De-Addiction Centre at Gondia	2010-11 2011-12 Total	2.64 9.43 12.07	--	12.07
11.	Shri Ganesh Shikshan Prasarak Mandal, Latur, Maharashtra	For maintenance of De-Addiction Centre at Latur	2010-11 2011-12 Total	2.29 5.75 8.04	--	8.04

S. No	Name of the NGO with address	Purpose/project for which grant given	Details of GIA released during 2012-13 for the period 2010-11 to 2012-13			
			Arrears, if any, for		For 2012-13	Total:
12.	Dharamsamanvay Maharishi Shri Sant Gulabrao Maharaj Warkari Vikas va Shishan Sanstha, Morgad, Maharashtra.	For maintenance of De-Addiction Centre at Amravati & Karla Amravati	2010-11	–	18.86	28.29
			2011-12	9.43		
			Total	9.43		
13.	Sant Gajanan Maharaj Shikshan Prasarak Mandal Chandrapur, Maharashtra	For maintenance of De-Addiction Centre at Chandrapur	2010-11	–	9.43	9.43
			2011-12	–		
			Total	–		
14.	Lokseva Shikshan Prasarak Mandal, Chatari Tq.Umarkhed Chatari Distt. Yavatmal, Yavatmal	For maintenance of De-Addiction Centre at Washim	2010-11	–	9.43	9.43
			2011-12	–		
			Total	–		
15.	Bhartiya Adim Jati Sevak Sangh, Nagpur, Maharashtra	For maintenance of De-Addiction Centre at Nagpur	2010-11	–	7.09	14.95
			2011-12	7.86		
			Total	7.86		
16.	Ekatmata Samajik Shikshan Mandal, Nagpur, Maharashtra	For maintenance of De-Addiction Centre at Nagpur	2010-11	–	8.29	16.58
			2011-12	8.29		
			Total	8.29		
17.	Acharya Narendradev Educational, Social, Economical Development Research Project and Bharat Padyatri Kendra, Parbhani, Maharashtra	For maintenance of De-Addiction Centre at Parbhani	2010-11	–	8.73	8.73
			2011-12	–		
			Total	–		
18.	Sant Tukdoji Maharaj Adivasi Bahuuddeshiya Sanstha, Yavatmal, Maharashtra	For maintenance of De-Addiction Centre at Yavatmal & Gadchiroli	2010-11	–	18.86	18.86
			2011-12	–		
			Total	–		
19.	Jaiprakash Gram Kalyan Sanstha, Gopal Nagar Sanghvi -431605, Nanded	For maintenance of De-Addiction Centre at Nanded	2010-11	–	8.90	8.90
			2011-12	–		
			Total	–		
20.	Bharatiya Aushadhi Anusandhan Sanstha, At. Post. Khapa Tumsar, Bhandara	For maintenance of De-Addiction Centre at Bhandara	2010-11	–	9.43	9.43
			2011-12	–		
			Total	–		

S. No	Name of the NGO with address	Purpose/project for which grant given	Details of GIA released during 2012-13 for the period 2010-11 to 2012-13			
			Arrears, if any, for		For 2012-13	Total:
21.	Kagal Education Society, 115 A, Amrika Sadan, Khardekar Chowk, Kagal, Tal.Kagal, Kolhapur	For maintenance of De-Addiction Centre at Kolhapur	2010-11	--	7.86	7.86
			2011-12	--		
			Total	--		
22.	Purogami Bahuuddeshiya Samaj Kalyan Vikas Vyayam Prasarak Sanstha Amravati, Maharashtra	For maintenance of De-Addiction Centre at Akola	2010-11	--	8.82	8.82
			2011-12	--		
			Total	--		
23.	Late Laxmanrao Chinnawar Shikshan Prasarak Mandal, At P.O. Akoli, Tq. Umardhed, Distt. Yavatmal - 445207	For maintenance of De-Addiction Centre at Yavatmal	2010-11	--	9.43	9.43
			2011-12	--		
			Total	--		
24.	Mahabodhi Society, Chhatrasla Nagar, Behind V.M.V.College Amravati -444 604, Amravati	For maintenance of De-Addiction Centre at Amravati	2010-11	--	8.65	8.65
			2011-12	--		
			Total	--		
25.	Mahabodhi Education Society, Lalajpat Rai Ward, Near Nehru Garden Mendhra Road, Bhandara, Bhandara	For maintenance of De-Addiction Centre at Bhandara	2010-11	--	7.86	7.86
			2011-12	--		
			Total	--		
26.	Shri Satya Sai Seva Sanskrutik Samajik Shaikshanik Mandal, Beed	For maintenance of De-Addiction Centre at Beed	2010-11	--	1.45	1.45
			2011-12	--		
			Total	--		
STATE 16 MANIPUR						
1.	Rural Development Society, Rds Bhawan, Wangjungbazar, P.O.Wangjung, Imphal	For maintenance of De-Addiction Centre at Wangjing	2010-11	--	9.95	9.95
			2011-12	--		
			Total	--		
2.	Rural Development Foundation Association (RDFA), Karong, Senapati Distt., Manipur	For maintenance of De-Addiction Centre at Senapati	2010-11	--	--	9.95
			2011-12	9.95		
			Total	9.95		
3.	Integrated Women & Child Development Centre, Tangmei Band, Yumnam Leikai, P.O: Lamphalpet, Imphal	For maintenance of De-Addiction Centre at Imphal West	2010-11	--	7.36	7.36
			2011-12	--		
			Total	--		

S. No	Name of the NGO with address	Purpose/project for which grant given	Details of GIA released during 2012-13 for the period 2010-11 to 2012-13			
			Arrears, if any, for		For 2012-13	Total:
4.	Community Development Programme Centre, M.I. Road, Thoubal Achouba, Thoubal - 795 138.	For maintenance of De-Addiction Centre at Thoubal	2010-11	-	4.97	4.97
			2011-12	-		
			Total	-		
5.	United Voluntary Youth Council, West li, Keisampet , Modu Bhawan, Imphal	For maintenance of De-Addiction Centre at Churachandpur	2010-11	-	4.82	4.82
			2011-12	-		
			Total	-		
6.	Social Reformation And Development Organisation, Porumpat Soibam Leikai J. N. Hospital Road Imphal East Po Imphal.	For maintenance of De-Addiction Centre at Thobal	2010-11	-	9.95	9.95
			2011-12	-		
			Total	-		
7.	Born Again Rehabilitation Centre, Phungreitang,Ukhrul, Manipur 795142	For maintenance of De-Addiction Centre at Ukhrul	2010-11	-	4.98	4.98
			2011-12	-		
			Total	-		
8.	Galaxy Club, Singjamei Mathak, Choughtham Leikai, Imphal	For maintenance of De-Addiction Centre & RRTC at Imphal West	2010-11	-	8.36	8.36
			2011-12	-		
			Total	-		
9.	Kripa Foundation, Mt. Carmel Church, 81/A, Chapel Road Bandra Mumbai	For maintenance of De-Addiction Centre at Imphal East	2010-11	-	5.59	5.59
			2011-12	-		
			Total	-		
10.	Kha Manipur Yoga And Nature Cure Association, Machin Manao Hills, Kakching Bazar	For maintenance of De-Addiction Centre at Kakching	2010-11	-	14.72	22.08
			2011-12	7.36		
			Total	7.36		
11.	Rural Health Organization (RHO), Naoremthong Laishram Leirak, Imphal - 795001, Manipur	For maintenance of De-Addiction Centre at Kharam Thadoi Lamsang, Senapati Distt.	2010-11	-	9.95	9.95
			2011-12	-		
			Total	-		
12.	Sneha Bhavan, Airport Road, Sangaiporou, PS: Lamphel, PO: Imphal West – 795 001, Manipur	For maintenance of De-Addiction Centre at Imphal West	2010-11	-	-	1.96
			2011-12	1.96		
			Total	1.96		

S. No	Name of the NGO with address	Purpose/project for which grant given	Details of GIA released during 2012-13 for the period 2010-11 to 2012-13			
			Arrears, if any, for	For 2012-13	Total:	
13.	Centre for Mental Hygiene, Sangaiprou, Airport Road, Imphal - 795001, Manipur	For maintenance of De-Addiction Centre at Imphal & churachandpur	2010-11	--	16.76	16.76
			2011-12	--		
			Total	--		
14.	Institute for Social Disease (ISD) Imphal West, Manipur	For maintenance of De-Addiction Centre at Imphal West	2010-11	--	1.46	1.46
			2011-12	--		
			Total	--		
15.	Nehru Yuva Kendra Sangathan, IInd Floor, Core-IV, Scope Minar, Laxmi Nagar District Centre, Vikas Marg, Delhi - 110092	Preventive Education and Awareness Generation Programme against Alcoholism and Substance Abuse	2010-11	--	19.46	19.46
			2011-12	--		
			Total	--		

STATE 17 MEGHALAYA

1.	Kripa Foundation, C/o Mt. Carmel Church, 81/A, Chapel Road, Bandra (W), Mumbai - 400 050	For maintenance of De-Addiction Centre at Lachumiere, Shillong, Meghalaya	2010-11	--	3.84	3.84
			2011-12	--		
			Total	--		

STATE 18 MIZORAM

1.	Mizoram Social Defence and Rehabilitation Board, P. Rohmingthanga (IAS Rtd.) Building, Chaltlang, Aizawl	For maintenance of De-Addiction Centre & RRTC at Champhai, Thingsulthliah & Aizawl	2010-11	4.43	11.97	23.90
			2011-12	7.50		
			Total	11.93		
2.	Women Anti Drug Association (WADA), Chanmari-II, Below KK Home, Lunglei - 796 701, Mizoram	For maintenance of De-Addiction Centre at Lunglei	2010-11	--	9.43	9.43
			2011-12	--		
			Total	--		
3.	Agape Moral Reformation Organization (AMRO), RZ Lalbuaia Building, T-74, Venghlui, Republic Road, Aizawl, Mizoram	For maintenance of De-Addiction Centre at Aizawl	2010-11	--	7.93	7.93
			2011-12	--		
			Total	--		
4.	Social Guidance Agency, P.O. Box No. 153, Aizawl, Mizoram	For maintenance of De-Addiction Centre at Aizawl	2010-11	--	7.52	7.52
			2011-12	--		
			Total	--		

S. No	Name of the NGO with address	Purpose/project for which grant given	Details of GIA released during 2012-13 for the period 2010-11 to 2012-13			
			Arrears, if any, for		For 2012-13	Total:
5.	Faith Home Society, Chhingchhip, Serchhip, Distt.: Mizoram – 796161, Mizoram	For maintenance of De-Addiction Centre at Chhingchhip, Mizoram	2010-11	–	9.55	9.55
			2011-12	–		
			Total	–		
6.	Blessing Home, Sakawrtuichhun, Aizawl, Mizoram, PIN - 796009	For maintenance of De-Addiction Centre at Aizawl, Mizoram	2010-11	–	8.92	8.92
			2011-12	–		
			Total	–		
7.	Thutak Nunpuitu Team, Calvary Hospital Muanna Veng, Zuangtgui, Aizawl 796 017	For maintenance of De-Addiction Centre at Aizawl, Mizoram	2010-11	–	7.99	7.99
			2011-12	–		
			Total	–		
8.	New Life Home Society, New Market, Saron Road, M.C.M. Building Top Floor, Aizawl	For maintenance of De-Addiction Centre at Aizawl, Mizoram	2010-11	–	8.38	8.38
			2011-12	–		
			Total	–		
STATE 19 NAGALAND						
1.	Development Association of Nagaland, (Shalom), Bishop's House, P.B.No.03, Dimapur	For maintenance of De-Addiction Centre at Dimapur	2010-11	–	6.83	6.83
			2011-12	–		
			Total	–		
2.	Kripa Foundation, Mt. Carmel Church, 81/A, Chapel Road, Bandra, Mumbai (Centre at Kohima)	For maintenance of De-Addiction Centre & RRTC at Kohima	2010-11	–	4.19	4.19
			2011-12	–		
			Total	–		
3.	Youth Mission, P. B. No. 127, High School Road, North Block, Kohima	For maintenance of De-Addiction Centre at Seikhazou, Kohima	2010-11	–	8.02	8.02
			2011-12	–		
			Total	–		
4.	Bethesda Youth Welfare Centre, H.No.151, Bank Colony, Walford, Post Box 33, Dimapur, Nagaland	For maintenance of De-Addiction Centre at Dimapur	2010-11	–	4.19	4.19
			2011-12	–		
			Total	–		
5.	Prodigals' Home, NSCB Building, East Wing, 4th Floor, Post Box - 148, Dimapur, Nagaland	For maintenance of De-Addiction Centre at Dimapur	2010-11	–	6.19	6.19
			2011-12	–		
			Total	–		

S. No	Name of the NGO with address	Purpose/project for which grant given	Details of GIA released during 2012-13 for the period 2010-11 to 2012-13			
			Arrears, if any, for		For 2012-13	Total:
State 20 ORISSA						
1.	Gandhian Institute of Technical Advancement (GITA), Koraput, Orissa	For maintenance of De-Addiction Centre At Koraput	2010-11	--	9.43	9.43
			2011-12	--		
			Total	--		
2.	Association for Social Reconstructive Activities, Jagatsinghpur, Orissa	For maintenance of De-Addiction Centre at Jagatsinghpur	2010-11	1.04	8.45	18.92
			2011-12	9.43		
			Total	10.47		
3.	National Resource Centre for Women Development, Sambalpur, Orissa.	For maintenance of De-Addiction Centre at Sambalpur	2010-11	--	--	4.19
			2011-12	4.19		
			Total	4.19		
4.	Shree Ramakrishna Ashrama, Kalahandi, Orissa	For maintenance of De-Addiction Centre at Kalahandi	2010-11	--	--	3.84
			2011-12	3.84		
			Total	--		
5.	Odisha Primary Education Programme Authority (OPEPA)	For maintenance of De-Addiction Centre at Odisha	2010-11	--	15.00	15.00
			2011-12	--		
			Total	--		
6.	National Rural Development Cooperation, Subarnpur, Orissa	For maintenance of De-Addiction Centre at Subarnpur	2010-11	--	9.43	9.43
			2011-12			
			Total			
7.	Holy Home, Niladri Vihar, Chandrasekharpur, Bhubaneswar, Distt. Khurda, Orissa	For maintenance of De-Addiction Centre at Naupada	2010-11	--	9.43	9.43
			2011-12			
			Total			
8.	Peace Bird of Capability, Balasore, Orissa	For maintenance of De-Addiction Centre at Balasore	2010-11	--	9.43	9.43
			2011-12			
			Total			
9.	Society for Environmental Development and Voluntary Ation	For maintenance of De-Addiction Centre at Nayagarh	2010-11	--	8.67	8.67
			2011-12			
			Total			
10.	Rural Development Action Cell , Odisha	For maintenance of De-Addiction Centre at Mayurbanj	2010-11	--	7.86	7.86
			2011-12			
			Total			

S. No	Name of the NGO with address	Purpose/project for which grant given	Details of GIA released during 2012-13 for the period 2010-11 to 2012-13			
			Arrears, if any, for		For 2012-13	Total:
11.	Vishwa Jeevan Sewa Sangha, At Saradhapur, P.O.-Garh Sanput, Distt. Khurda, Khurda	For maintenance of De-Addiction Centre at Boudh	2010-11	2.20	–	8.32
			2011-12	6.12		
			Total	8.32		
12.	Orissa Multipurpose Development Centre, 4/14, MIG-II, BDA Colony, Chandrasekharpur, Bhubaneswar -16.	For maintenance of De-Addiction Centre at Kendrapada	2010-11	–	9.43	9.43
			2011-12			
			Total			
13.	Rural Association for Development of Harizan and Adibasi (RADHA), Distt. Dhenkanal, Orissa	For maintenance of De-Addiction Centre at Sonepur	2010-11	–	9.43	9.43
			2011-12			
			Total			
14.	Nikhila Utkal Harijan Adivasi Sewa Sangh, Kharbela Nagar, Bhubneswar	For maintenance of De-Addiction Centre at Bhadrak	2010-11	–	4.71	4.71
			2011-12			
			Total			
STATE 21 PUNJAB						
1.	Indian Red Cross Society, old DC Office, Opp. Geeta Theatre, Moga Branch	For maintenance of De-Addiction Centre at Moga	2010-11	–	5.61	5.61
			2011-12	–		
			Total	–		
2.	Indian Red Cross Society, Punjab Red Cross Bhawan, Sector-16-A, Madhya Marg, Chandigarh	For maintenance of De-Addiction Centre at Nawashahar	2010-11	–	7.08	7.08
			2011-12	–		
			Total	–		
3.	Indian Red Cross Society, Punjab Red Cross Bhawan, Sector-16-A, Madhya Marg, Chandigarh	For maintenance of De-Addiction Centre at Patiala	2010-11	–	8.91	8.91
			2011-12	–		
			Total	–		
4.	Indian Red Cross Society, Red Cross Bhawan Faridkot, Punjab	For maintenance of De-Addiction Centre at Faridkot	2010-11	–	6.15	6.15
			2011-12	–		
			Total			
5.	Indian Red Cross Society, Distt.Branch, Bal Bhavan, Courts Complex, Court Road, Mansa	For maintenance of De-Addiction Centre at Mansa	2010-11	–	7.86	12.92
			2011-12	5.06		
			Total	5.06		

S. No	Name of the NGO with address	Purpose/project for which grant given	Details of GIA released during 2012-13 for the period 2010-11 to 2012-13			
			Arrears, if any, for		For 2012-13	Total:
6.	Indian Red Cross Society, Punjab Red Cross Bhawan, Sector-16-A, Madhya Marg, Chandigarh	For maintenance of De-Addiction Centre at Mohali	2010-11	--	7.21	7.21
			2011-12	--		
			Total	--		
7.	Indian Red Cross Society, Distt. Branch, Red Cross Bhawan, Civil Station, Bhatinda, Punjab - 151 001	For maintenance of De-Addiction Centre at Bhatinda	2010-11	--	5.17	5.17
			2011-12	--		
			Total	--		
8.	Indian Red Cross Society, Red Cross Society, District Branch Sangrur, Ranbir Club, Punjab	For maintenance of De-Addiction Centre at Sangrur	2010-11	--	6.82	6.82
			2011-12	--		
			Total	--		
9.	Nehru Yuva Kendra Sangathan, IIInd Floor, Core-IV, Scope Minar, Laxmi Nagar District Centre, Vikas Marg, Delhi - 110092	Preventive Education and Awareness Generation Programme against Alcoholism and Substance Abuse	2010-11	--	55.91	55.91
			2011-12	--		
			Total	--		
STATE 22 PUDUCHERRY						
1	Sarva Shiksha Abhiyan	Awareness Generation Programme against Alcoholism and Substance Abuse at Puducherry	2010-11	--	0.50	0.50
			2011-12	--		
			Total	--		
STATE 23 RAJASTHAN						
	Opium De-Addiction Treatment Training And Research Trust, 84, 1st Polo, Paota, Jodhpur - 342 002.	For maintenance of De-Addiction Centre at Jodhpur	2010-11	--	9.33	9.33
			2011-12	--		
			Total	--		
2.	Dantour Vikas Sarvajanik Puniyarth Trust, Dantour, Khajuwala, Bikaner, Rajasthan,	For maintenance of De-Addiction Centre - 2 [at Bikaner	2010-11	--	18.33	18.33
			2011-12	--		
			Total	--		

S. No	Name of the NGO with address	Purpose/project for which grant given	Details of GIA released during 2012-13 for the period 2010-11 to 2012-13			
			Arrears, if any, for		For 2012-13	Total:
3.	Shri Ravinder Nath Tagore Vidhalya Samiti, Rawatsar, Dist-Hanumangarh	For maintenance of De-Addiction Centre at Hanumangarh	2010-11	–	–	8.65
			2011-12	8.65		
			Total	–		
4.	J.R. Tania Charitable Trust (Regd) Sri Ganganagar, Rajasthan	For maintenance of De-Addiction Centre at Sri Ganganagar	2010-11	3.89	–	10.91
			2011-12	7.02		
			Total	10.91		
5.	Manohar Bal Mandir Samiti, 5-D Block, Sri Ganganagar, Rajasthan	For maintenance of De-Addiction Centre at Sriganganagar	2010-11	–	–	9.13
			2011-12	9.13		
			Total	9.13		
6.	Nirashrit Mahila Bal Vikas Gramodhyog Shiksha Samiti, Pai Bagh, Bharatpur, Rajasthan - 321001	For maintenance of De-Addiction Centre at Bharatpur	2010-11	–	9.43	17.09
			2011-12	7.66		
			Total	7.66		
7.	Rajasthan Navchetana Samiti, Nagaur, Rajasthan	For maintenance of De-Addiction Centre at Nagaur	2010-11	–	9.43	9.43
			2011-12	–		
			Total	–		
8.	Gramin Uthan Manav Sansthan, Bikaner, Rajasthan	For maintenance of De-Addiction Centre at Bikaner & Sihori	2010-11	–	18.86	18.86
			2011-12	–		
			Total	–		
STATE 24 TAMIL NADU						
1.	T.T. Ranganathan Clinical Research Foundation, Chennai, TN	For maintenance of RRTC	2010-11	–	6.55	6.55
			2011-12	–		
			Total	–		
2.	Foundation for Infrastructure Reconstruction and Employment, Coimbatore, TN	For maintenance of De-Addiction Centre	2010-11	–	8.46	8.46
			2011-12	–		
			Total	–		
3.	Sri Victoria Educational Society, Thanjavur, TN	For maintenance of De-Addiction Centre at Thanjavur	2010-11	–	7.21	7.21
			2011-12	–		
			Total	–		
4.	Mass Welfare Association, Thiruvannamalai, Tamil Nadu	For maintenance of De-Addiction Centre at Thiruvannamalai	2010-11	–	9.43	9.43
			2011-12	–		
			Total	–		

S. No	Name of the NGO with address	Purpose/project for which grant given	Details of GIA released during 2012-13 for the period 2010-11 to 2012-13			
			Arrears, if any, for		For 2012-13	Total:
5.	St. Paul's Educational & Medical Trust Chennai	For maintenance of De-Addiction Centre at Chennai	2010-11	--	8.31	8.31
			2011-12	--		
			Total	--		
6.	Centre for Action and Rural Education, Erode, TN	For maintenance of De-Addiction Centre at Namakkal & Erode	2010-11	--	17.28	17.28
			2011-12	--		
			Total	--		
7.	SOC-SEAD (Sisters of the Cross, Society for Education Development), Trichirappalli, TN	For maintenance of De-Addiction Centre at Trichirappalli	2010-11	--	8.90	8.90
			2011-12	--		
			Total	--		
8.	Kalaiselvi Karunalaya Social Welfare Society, Kanchipuram, TN	For maintenance of De-Addiction Centre at Villupuram	2010-11	--	18.33	18.33
			2011-12	--		
			Total	--		
9.	People's Action Trust	For maintenance of De-Addiction Centre at Krishnairi	2010-11	--	9.43	9.43
			2011-12	--		
			Total	--		
10.	Society for the Upliftment of Poor and Downtrodden, Villore, TN	For maintenance of De-Addiction Centre at Dharmapuri	2010-11	--	9.43	9.43
			2011-12	--		
			Total	--		
11.	Sri Ramakrishna Seva Nilayam, Tirunelveli, TN	For maintenance of De-Addiction Centre at Tirunelveli	2010-11	--	8.46	8.46
			2011-12	--		
			Total	--		
12.	Annai Karunalaya Social Welfare Association, 57/82, Indra Nagar, Marakkanam Road, Dindivanam 604002, Villupuram Distt.	For maintenance of De-Addiction Centre at Villupuram	2010-11	--	9.43	9.95
			2011-12	0.52		
			Total	0.52		
13.	Centre for Development & Communication Trust, 89, A/B-3, West Street, Kamatchipuram (S.O.), Theni Distt. 625 520	For maintenance of De-Addiction Centre at Theni	2010-11	--	8.76	8.76
			2011-12	--		
			Total	--		

S. No	Name of the NGO with address	Purpose/project for which grant given	Details of GIA released during 2012-13 for the period 2010-11 to 2012-13			
			Arrears, if any, for		For 2012-13	Total:
STATE 25 UTTAR PRADESH						
1.	Prerna Samiti, Chinhat, Faizabad Road, (Near Goyal Sheet Grah), Lucknow.	For maintenance of De-Addiction Centre at Lucknow	2010-11	–	–	3.20
			2011-12	3.20		
			Total	3.20		
2.	Ratan Gram Vikas Samiti, Jahidpur, Post Office Shahbad, Rampur	For maintenance of De-Addiction Centre at Rampur	2010-11	–	–	4.01
			2011-12	4.01		
			Total	4.01		
3.	Smt. Kaushalya Devi Purva Madyamic Vidhayalaya, Shivpur Timrui Hadoi, Etawah	For maintenance of De-Addiction Centre at Etawah	2010-11	–	–	5.16
			2011-12	5.16		
			Total	–		
4.	Archana Mahila Kalyan Samiti, Barabanki, U.P.	For maintenance of De-Addiction Centre at Barabanki	2010-11	–	–	5.10
			2011-12	5.10		
			Total	5.10		
5.	Lakshya Service Foundation, Manduadih, Varanasi - 221103, UP	For maintenance of De-Addiction Centre at Varanasi	2010-11	–	–	4.71
			2011-12	4.71		
			Total	4.71		
6.	Vaishnavi Foundation, Allahabad, U.P.	For maintenance of De-Addiction Centre at Mirzapur	2010-11	–	–	4.85
			2011-12	4.85		
			Total	4.85		
7.	Akhil Bhartiya Mahila Udyog Kalyan & Shiksha Samiti, G.B. Nagar Noida, U.P.	For maintenance of De-Addiction Centre at Noida	2010-11	–	–	3.88
			2011-12	3.88		
			Total	3.88		
8.	Nirvan, D-2059, Indira Nagar, Lucknow-226 016	For maintenance of De-Addiction Centre at Bareilly	2010-11	4.98	–	12.95
			2011-12	7.97		
			Total	12.95		
9.	Hasrat Mohani Charitable Trust	For maintenance of De-Addiction Centre at Kanpur	2010-11	–	–	3.58
			2011-12	3.58		
			Total	3.58		
10.	Association for Social Health in India, 180, Agarwal Complex, Delhi Road, Meerut, UP - 250002	For maintenance of De-Addiction Centre at Meerut	2010-11	–	8.04	11.79
			2011-12	3.75		
			Total	3.75		

S. No	Name of the NGO with address	Purpose/project for which grant given	Details of GIA released during 2012-13 for the period 2010-11 to 2012-13			
			Arrears, if any, for		For 2012-13	Total:
11.	Bharitya Samaj Sewa Sansthan, 439/109, Siddharth Building, In front of Dr. Manju Tandan, Nursing Home, Hardoi Road, Thakurgan, Lucknow-226003, UP	For maintenance of De-Addiction Centre at Lucknow	2010-11	–		3.45
			2011-12	3.45		
			Total	3.45		
12.	Gramotthan Jan Sewa Sansthan, 82-B/4, Rasulabad, Allahabad, UP	For maintenance of De-Addiction Centre at Bharwari, Kaushambi	2010-11	10.14	–	21.24
			2011-12	11.10		
			Total	21.24		
13.	Jan Kalyan Sewa Samiti, 28, Adarsh Vihar, Bypass Road, Harjendra Nagar, Kanpur	For maintenance of De-Addiction Centre at Kanpur & Unnao	2010-11	4.95	–	17.05
			2011-12	12.10		
			Total	17.05		
14.	Khandwari Devi Shiksha Prasara Samiti, Vill. and PO: Chauaniya, Distt.: Chandauli, UP	For maintenance of De-Addiction Centre at Chandauli	2010-11	–	–	4.78
			2011-12	4.78		
			Total	4.78		
15.	New Bharat Shikshan Sansthan, Mohalla – Sancharahi, Nawabganj, Distt.- Gonda, UP	For maintenance of De-Addiction Centre at Balrampur	2010-11	2.93	–	2.93
			2011-12	–		
			Total	2.93		
16.	PARAKH, Vill.- Tharbilar, PO: Pindi, Karchhana, Distt.: Allahabad, PIN - 212301, UP	For maintenance of De-Addiction Centre - 2 (at Sonebhadra & Chitrakoot)	2010-11	–	16.40	33.57
			2011-12	17.17		
			Total	17.17		
17.	Ganga Sukh Gramodhyog Vikas Sansthan, Bareilly, UP	For maintenance of De-Addiction Centre at Bareilly	2010-11	5.81	–	14.19
			2011-12	8.38		
			Total	14.19		
18.	Shanti Sarvodaya Sansthan, Gonda, UP	For maintenance of De-Addiction Centre at Ghaziabad	2010-11	–	–	3.36
			2011-12	3.36		
			Total	3.36		
19.	Basudev Tiwari Sewa Sansthan, 10/184, Raghav Nagar, Deoria - 274 001, UP	For maintenance of De-Addiction Centre at Chargaan, Gorakhpur	2010-11	–	–	4.17
			2011-12	4.17		
			Total	4.17		

S. No	Name of the NGO with address	Purpose/project for which grant given	Details of GIA released during 2012-13 for the period 2010-11 to 2012-13			
			Arrears, if any, for		For 2012-13	Total:
STATE 26 UTTRAKHAND						
1.	NIRVAN – A Social Welfare Organization, D-2059, Indira Nagar, Lucknow – 226016, UP	For maintenance of De-Addiction Centre at Nainital	2010-11	–	–	10.40
			2011-12	10.40		
			Total	10.40		
2.	Samagra Grameen Vikas Samiti, VPO: Gwaldam, Chamoli, Uttarakhand	For maintenance of De-Addiction Centre at Gwaldam, Chamoli	2010-11	–	9.43	18.86
			2011-12	9.43		
			Total	9.43		
STATE 27 WEST BENGAL						
1.	The Calcutta Samaritans, 53-B, Elliot Road, Kidderpore, Calcutta	For maintenance of De-Addiction Centre & RRTC at Kolkata	2010-11	–	8.22	8.22
			2011-12	–		
			Total	–		
2.	Aradhana Social & Development Organisation, Nabin Sen Pally, P.O.: Naba Pally Barasat, Kolkata – 700 126	For maintenance of De-Addiction Centre at Kolkata	2010-11	–	9.43	9.43
			2011-12	–		
			Total	–		
3.	Human Development & Research Institute	For maintenance of De-Addiction Centre at Kolkata	2010-11	–	–	4.83
			2011-12	4.83		
			Total	4.83		

LIST OF REGIONAL RESOURCE AND TRAINING CENTRES (RRTCS) DESIGNATED BY THE DEPARTMENT OF SOCIAL JUSTICE AND EMPOWERMENT UNDER THE CENTRAL SECTOR SCHEME OF ASSISTANCE FOR THE PREVENTION OF ALCOHOLISM & SUBSTANCE (DRUGS) ABUSE AND FOR SOCIAL DEFENCE SERVICES.

Sl. No.	Name and address of the Organization	States represented
1.	TT Ranganathan Clinical Research Foundation, IV Main Road, Indira Nagar, Chennai-600 020. [South Zone-I]	Andhra Pradesh, Puducherry, Tamil Nadu, Andaman & Nicobar and Lakshadweep
2.	Society for Promotion of Youth & Masses (SPYM), 111/9, Aruna Asaf Ali Marg, Opposite: Sector B-4, Vasant Kunj, New Delhi-110 070. [North Zone-I]	Delhi, Uttar Pradesh, Uttarakhand and Haryana
3.	Muktangan Mitra, "Krishna" Patrakar Nagar, Senapati Bapat Road, Pune-411 016. [West Zone-I]	Chhattisgarh, Goa, Madhya Pradesh, Maharashtra, Daman and Diu and Dadra & Nagar Haveli
4.	The Calcutta Samaritans, 48, Rippon Street, Kolkata -700-016. [East Zone-II]	Bihar, Jharkhand, Odisha, Sikkim and West Bengal
5.	Galaxy Club, Singjamei, Mathak, Chogtham Leikai, Imphal-795 001 [North East Zone-I]	Assam and Manipur
6.	Kripa Foundation, Near Catholic Publication Centre, D-Block, Kohima, Nagaland-797 001 [North East Zone-II]	Arunachal Pradesh, Meghalaya and Nagaland
7.	Mizoram Social Defence & Rehabilitation Board, P. Rohmingthanga Building, Chaltlang Dawkawn, Aizawl, Mizoram.-796 001. [North East Zone-III]	Mizoram and Tripura
8.	Changanachery Societal Service Society, P.B. No.20, Arch Bishop's House, Changanacherry, Distt. Kottayam, Kerala. [South Zone-II]	Karnataka and Kerala
9.	Gunjan Organisation for Community Development, Shamnagar, Dharmshala, Distt. Kangra, Himachal Pradesh). [North Zone-II]	Himachal Pradesh, Jammu & Kashmir, Punjab and Chandigarh
10.	Opium De-addiction Treatment Training and Research Trust, 84-1 st Polo, Paota, Jodhpur-342 002. [West Zone-II]	Rajasthan and Gujarat

Annexure-10.1
(See para 10.9)

ANNUAL STATEMENT SHOWING REPRESENTATION OF SC/ST/OBCs AS ON FIRST JANUARY OF THE YEAR 2013 AND THE NUMBER OF APPOINTMENTS MADE DURING THE PRECEDING YEAR 2012

Group	Representation of SCs/STs/ OBCs				Number of appointments during the calendar year 2012 & 2013									
					By Direct Recruitment				By Promotion			By Deputation/ Absorption		
	Total number of Employees	SCs	STs	OBCs	Total	SCs	STs	OBCs	Total	SCs	STs	Total	SCs	STs
(1)	(2)	(3)	(4)	(5)	(6)	(7)	(8)	(9)	(10)	(11)	(12)	(13)	(14)	(15)
Group A	71	5	4	1	0	0	0	0	13	1	0	1	0	0
Group B	139	22	8	13	6	0	0	0	2	0	0	0	0	0
Group C	130	40	3	11	2	1	0	1	0	0	0	0	0	0
Total	340	67	15	25	8	1	0	1	15	1	0	1	0	0

ANNUAL REPORT 2012-13

Ministry of Social Justice & Empowerment
<http://www.socialjustice.nic.in>